



LIBRARIES

UNIVERSITY OF WISCONSIN-MADISON

Wisconsin [men's basketball] 1993-94 media guide. 1993


Madison, Wisconsin: UW Sports Information Office, 1993

<https://digital.library.wisc.edu/1711.dl/62X7CYZCX7PUD83>

<http://rightsstatements.org/vocab/InC/1.0/>

The libraries provide public access to a wide range of material, including online exhibits, digitized collections, archival finding aids, our catalog, online articles, and a growing range of materials in many media.

When possible, we provide rights information in catalog records, finding aids, and other metadata that accompanies collections or items. However, it is always the user's obligation to evaluate copyright and rights issues in light of their own use.




W
I
S
C
O
N
S
I
N

1 9 9 3 - 9 4 M E D I A G U I D E



HEAD COACH STU JACKSON


GRANT JOHNSON




JEFF PETERSEN

BADGER SENIORS

JASON JOHNSON



TRACY WEBSTER



CHRIS CONGER

1993-94 WISCONSIN BASKETBALL

QUICK FACTS

Mailing Address	1440 Monroe Street Madison, WI 53711
Population	196,053
Founded	1848
Enrollment	40,924
Nickname	Badgers
Colors	Cardinal and White
Arena	UW Field House
Capacity	11,500
Chancellor	David Ward
Director of Athletics	Pat Richter
Head Coach	Stu Jackson
Alma Mater	Seattle '78
Career Record	14-14 (1 year)
Record at UW	14-14 (1 year)
Big Ten Record	7-11
Assistant Coaches	Stan Van Gundy Bob Beyer Tim Buckley
Basketball Phone	(608) 262-4597
1992-93 Record	14-14
Conference Record	7-11 (8th-tie)
Post-Season	NIT first round
Lettermen Back/Lost	11/4
Starters Back/Lost	4/1
Sports Info. Director	Steve Malchow
Associate SID	John Estes
Assistant SID	Julie Kluge
SID Phone	(608) 262-1811
SID Fax	(608) 262-8184
Press Row Phone	(608) 262-7869
Estes' Home Phone	(608) 836-5405

CREDITS

The 1993-94 Wisconsin Basketball Media Guide was produced by the UW Sports Information Office: Steve Malchow, Director; John Estes, Associate; Julie Kluge, Assistant.

Editor	John Estes
Layout & Design	John Estes
Contributing Editors	Steve Malchow Will Roleson
Contributing Writer	Dan Meyer
Researchers	Jim Mott Bob Beghtol Eric Cormany
Photographers	Greg Anderson Del Brown Jeff Miller Todd Rosenberg Jay Salvo Dave Stluka
Cover Photo	Del Brown
Cover Design	Earl Madden
Printing	Litho Productions



TABLE OF CONTENTS

SCHEDULES

Wisconsin	2, BC
Big Ten Composite	43
NCAA Tournament	43

STAFF

Stu Jackson	8-13
Assistant Coaches	14
Support Staff	15-16
Athletic Department Directory	41
Athletic Administration	40
Pat Richter	142

TEAM

Rosters	3
Season Preview	4-6
At a Glance	6
Player Biographies	18-31
Returnees vs. Big Ten	32-34

MEDIA, ETC.

Media Information	36
Sports Information Staff	37
Television/Radio Coverage	38-39
Road Headquarters	40
Media Directory	41
Big Ten Conference	42
Wisconsin Field House	44
Field House Attendance	45
Directions to Field House	46

OPPONENTS

Non-conference	48-50
Big Ten	51-60
Series Records	97
Series Scores	98-101

1992-93 REVIEW

Season Recap	62-63
Results	64
Accomplishments	65

Statistics	66-70
Big Ten Statistics	71-73
Game Summaries	74-80

HISTORY

All-time Scores	82-93
Year-by-year Results	94-95
Coaching Records	96
Assistant Coaches	96
Honors & Awards	102-103
NBA Draftees	102
Letterwinners	104-105
Starting Lineups	106-108
Tale of the Tape	108

RECORDS

Individual Tops Tens	110-115
Team Records	116-117
Miscellaneous	118
Field House	119
Biggest Wins & Losses	120
Overtime Games	121
Winning Streaks	121
100-point Games	121
Year-by-year Leaders	122-123
1,000-point Club	124-126

ON WISCONSIN!

Why Wisconsin?	128-129
Style of Play	130-131
Individual Instruction	132
Conditioning & Weight Training	133
Training Room	134
Academic Support	135
Field House Excitement	136
Exposure & Travel	137
Madison	138-139
The University	139-141
Director of Athletics	142
Big Ten Conference	143
Academics & Athletics	144

1993-94 SCHEDULE

November

16	Tue	SLOVAKIAN NATIONALS (Exh.)		7:35
21	Sun.	MARATHON OIL (Exh.)		3:35
27	Sat.	UW-MILWAUKEE	Raycom	1:05

December

4	Sat.	at Loyola Marymount	—	9:35
8	Wed.	UW-GREEN BAY	Raycom	7:05
11	Sat.	at Texas Tech	ESPN	6:35
13	Mon.	EASTERN MICHIGAN	Local	7:05
23	Thu.	MISSISSIPPI VALLEY ST.	Local	7:05
27	Mon.	STANFORD	Local	7:05
29	Wed.	GRAMBLING	Local	7:05

January

2	Sun.	MARQUETTE	Raycom	3:05
6	Thu.	at Penn State	ESPN	8:35
8	Sat.	OHIO STATE	Raycom	7:05
12	Wed.	at Minnesota	Local	7:05
15	Sat.	PURDUE	Raycom	7:05
19	Wed.	at Michigan State	—	7:05
25	Tue.	ILLINOIS	ESPN	6:35
29	Sat.	at Michigan	Raycom WP	2:05

February

2	Wed.	MICHIGAN STATE	Local	7:05
5	Sat.	at Ohio State	Raycom WP	2:05
9	Wed.	PENN STATE	Raycom	7:05
12	Sat.	MINNESOTA	Raycom WP	1:05
16	Wed.	at Purdue	Raycom	7:05
19	Sat.	NORTHWESTERN	Raycom	7:05
27	Sun.	at Illinois	Raycom WP	3:05

March

2	Wed.	MICHIGAN	Raycom	7:05
5	Sat.	at Northwestern	Raycom WP	12:05
9	Wed.	IOWA	Raycom	7:05
12/13	Sat./Sun.	at Indiana	Raycom WP/CBS	TBA

Home games in CAPS.


All times are Central.

Raycom — Raycom Local Package

Raycom WP — Raycom Weekend/Regional Package


Local — WMTV-Madison only

For ticket information, call (608) 262-1440 or 1-800-GO-BADGERS.



DAVE STLUKA

Junior forward Brian Kelley



Senior center Grant Johnson

1993-94 ROSTERS

Numerical

No.	Name	Pos.	Ht.	Wt.	Cl./El.	Hometown (High School)	HS Coach
3	Jason Johnsen ***	G	6-3	190	Sr./Sr.	New Hope, MN (Plymouth Armstrong)	Larry Weum
4	Brian Kelley **	F	6-7	240	Jr./Jr.	Decatur, GA (Towers)	Tim Thompson
5	Jalil Roberts	F/G	6-4	185	Fr./Fr.	Jersey City, NJ (St. Anthony's)	Bob Hurley
10	Darnell Hoskins	G	6-0	165	Fr./Fr.	Dayton, OH (Chaminade-Julienne)	Joe Staley
11	Tracy Webster **	G	6-0	185	Sr./Sr.	Harvey, IL (Thornton Township)	Sam Cameli
12	Chris Conger *	G	6-3	180	Sr./Sr.	Green Bay, WI (Southwest)	Casey Zakowski
15	Andy Kilbride **	G	6-3	185	Jr./Jr.	Kankakee, IL (HS)	Keith Decker
22	Otto McDuffie *	F	6-5	200	So./So.	Milwaukee, WI (Rufus King)	Jim Gosz
24	Michael Finley **	F	6-6	205	Jr./Jr.	Maywood, IL (Proviso East)	Bill Hitt
34	Howard Moore *	F	6-6	200	Sr./Jr.	Chicago, IL (Taft)	Frank Hood
43	Jeff Petersen **	C/F	6-10	225	Sr./Sr.	Mequon, WI (Homestead/Marshall Univ.)	John Chekouras
52	Grant Johnson ***	C	7-0	245	Sr./Sr.	Plymouth, MN (Armstrong)	Larry Weum
54	Rashard Griffith	C	6-11	265	Fr./Fr.	Chicago, IL (Martin Luther King)	Sonny Cox
55	Greg Timmerman *	C	6-9	220	So./So.	Dickeyville, WI (Cuba City)	Jerry Petitgoue

Alphabetical

No.	Name	Pos.	Ht.	Wt.	Cl./El.	Hometown (High School)	HS Coach
12	Chris Conger *	G	6-3	180	Sr./Sr.	Green Bay, WI (Southwest)	Casey Zakowski
24	Michael Finley **	F	6-6	205	Jr./Jr.	Maywood, IL (Proviso East)	Bill Hitt
54	Rashard Griffith	C	6-11	265	Fr./Fr.	Chicago, IL (Martin Luther King)	Sonny Cox
10	Darnell Hoskins	G	6-0	165	Fr./Fr.	Dayton, OH (Chaminade-Julienne)	Joe Staley
3	Jason Johnsen ***	G	6-3	190	Sr./Sr.	New Hope, MN (Plymouth Armstrong)	Larry Weum
52	Grant Johnson ***	C	7-0	245	Sr./Sr.	Plymouth, MN (Armstrong)	Larry Weum
4	Brian Kelley **	F	6-7	240	Jr./Jr.	Decatur, GA (Towers)	Tim Thompson
15	Andy Kilbride **	G	6-3	185	Jr./Jr.	Kankakee, IL (HS)	Keith Decker
22	Otto McDuffie *	F	6-5	200	So./So.	Milwaukee, WI (Rufus King)	Jim Gosz
34	Howard Moore *	F	6-6	200	Sr./Jr.	Chicago, IL (Taft)	Frank Hood
43	Jeff Petersen **	C/F	6-10	225	Sr./Sr.	Mequon, WI (Homestead/Marshall Univ.)	John Chekouras
5	Jalil Roberts	F/G	6-4	185	Fr./Fr.	Jersey City, NJ (St. Anthony's)	Bob Hurley
55	Greg Timmerman *	C	6-9	220	So./So.	Dickeyville, WI (Cuba City)	Jerry Petitgoue
11	Tracy Webster **	G	6-0	185	Sr./Sr.	Harvey, IL (Thornton Township)	Sam Cameli

Head Coach: Stu Jackson (2nd season)


Assistant Coaches: Stan Van Gundy, Bob Beyer, Tim Buckley

Trainer: Andy Winterstein


* letters earned

fifth-year senior

SEASON PREVIEW



Junior forward Michael Finley



Senior guard Tracy Webster

Optimism abounds as second-year head coach Stu Jackson and the Badgers prepare for the 1993-94 season. And with good reason. Four starters and 11 letterwinners are returning from the squad that posted a 14-14 record and earned a National Invitation Tournament bid last season. Eighty-one percent of last year's scoring and 70 percent of the rebounding are back. The top four scorers, led by first-team all-Big Ten pick Michael Finley, are back. Add to this nucleus what is arguably the finest recruiting class in school history and it's easy to see why anticipation is running high in Madison.

Last year, Jackson delivered on his pledge to bring excitement back to the Field House. Implementing an up-tempo, defense-oriented style of play,

he transformed the once methodical Badgers into one of the more wide-open and entertaining teams in the Big Ten.

Late in the season, Wisconsin sported a 14-9 overall record, a 7-7 mark in league play and appeared ready to make a run at its first NCAA tournament bid since 1947. A four-game losing streak put an end to those hopes, but the team did advance to its third NIT berth in five seasons.

Despite a disappointing loss to Rice in the first round, the Badgers accomplished a great deal in the first year of the Jackson regime and were clearly headed in the right direction. The team enjoyed its first national ranking since 1974 (24th by CNN/USA Today), set school records for three-point field goals (219) and three-point attempts (570) in a season, set Big

Ten records for three-pointers (138) and three-point attempts (374) in a season, tied the school record for 100-point games in a season (4), led the Big Ten in turnover margin (4.2) and three-point field goals per game (7.7) and posted its highest attendance average since 1967 (10,387).

The strides made last season should continue in 1993-94 as Jackson's system becomes more ingrained. Pressing defense and the three-point shot will continue to be points of emphasis, a deeper bench will pay dividends on both ends of the floor, and rebounding and interior defense—the team's biggest weaknesses last year—are expected to be significantly improved.

Following is a position-by-position look at the 1993-94 Badgers:


Guards

For the third year in a row, the Badgers will rely on **Tracy Webster** to quarterback the offense. The senior point guard earned third-team all-Big Ten recognition last season after leading the Badgers in assists (6.4), free throw accuracy (.809) and steals (2.4). He was second on the team with a 14.1 scoring average and set school records for assists (179) and steals (66) in a season.

Webster enters this season needing 59 assists to pass Mike Heineman as the Badgers' career leader and 37 steals to top Trent Jackson as Wisconsin's all-time leader. He is also 68 points shy of reaching the 1,000-point plateau.

Backing up Webster at the point will be freshman **Darnell Hoskins**, who earned first-team all-state and Southwest Ohio Player of the Year honors at Chaminade-Julienne High in Dayton. He led his team in scoring (21.2), three-point shooting (35-92, .380), free throw shooting (151-181, .834) and assists (4.9) as a senior.

The incumbent at the shooting guard spot is junior **Andy Kilbride**, who averaged 6.7 points per game and was the Badgers' Defensive Player of the Year last season. A long-range shooting specialist, he led the team with a .458 mark from three-point range and tied for sec-




Junior guard Andy Kilbride

ond on the squad with 49 three-pointers. He was second in the Big Ten in three-point accuracy with a .493 mark in league games.

Senior guard **Jason Johnsen**, last year's Most Improved Player, will again see significant playing time at shooting guard. He saw more than 20 minutes of playing time per game and, like Kilbride, registered 49 three-pointers and averaged 6.7 points per game. His .389 mark on long-range was the second best on the team.


Senior walk-on **Chris Conger**, who joined the team last season, will also see action at the off-guard spot. He played in 13 games a year ago.



Senior guard Jason Johnsen

Forwards

The forward corps is anchored by junior all-America candidate **Michael Finley**, a first-team all-Big Ten selection and last year's team MVP. An Associated Press honorable mention all-American, he led the Badgers in scoring (22.1), rebounding (5.8) and three-point field goals (63) and was second in steals (1.8) and assists (3.1). He set a UW single-season scoring record with 620 points and became the first Badger to reach the 1,000-point plateau after just two seasons (1,001).



Senior center/forward Jeff Petersen

Finley, who has been named to the 1994 *Playboy* all-America team, may also see time at the shooting guard spot. He ranked second in the Big Ten in scoring (23.2), first in three-point field goals per game (2.44), fifth in steals (1.83) and 10th in free throw accuracy (.780) a year ago.

Finley gained valuable international experience last summer as a member of the inaugural Team USA squad that played in Europe. He also participated in the World University Games in Buffalo in July.

Junior power forward **Brian Kelley** started 26 games last year and is the leading candidate to hold down the spot this season. The 6-7, 240-pounder averaged 5.0 points per game and was second on the team with a 4.1 rebounding average.

Sophomore **Otto McDuffie** and junior **Howard Moore**, both of whom saw limited action last year, are expected to see spot duty.

Freshman **Jalil Roberts**, a talented scorer and defender, may see time at both the small forward and shooting guard positions. The 6-4, 185-pounder earned first-team all-New Jersey and honorable mention all-USA honors at perennial power Jersey City St. Anthony's. He averaged 17.5 points, 5.5 rebounds and 3.0 steals in leading the

SEASON PREVIEW

Friars to a 28-1 record and a No. 4 national ranking a year ago.

Centers

With starter Damon Harrell lost to graduation, the post position is wide open entering fall drills. Seniors **Jeff Petersen** and **Grant Johnson** are the veterans of the group. Petersen, who was a member of this summer's Big Ten All-Star team, played in 27 games last season, including six as a starter, and averaged 5.3 points and 1.6 rebounds. Johnson, who started 26 games as a sophomore, was used as a defensive specialist off the bench last season. The three-time academic all-Big Ten selection averaged 0.9 points and 1.5 rebounds per game.

Sophomore **Greg Timmerman** played in just three games a year ago and will see spot action this season.

Freshman **Rashard Griffith**, one of the most heralded recruits in Wisconsin history, brings an impressive list of credentials to Madison and is expected to have an immediate impact. The 6-11, 265-pounder from Chicago's Martin Luther King High earned McDonald's all-America, second-team *Parade* all-America and 1993 Mr. Basketball of Illinois recognition as a senior. He averaged 22 points, 14 rebounds and seven blocked shots and led King to a 32-0 record and its second state championship in four years.

Schedule

Home games against Stanford and state foes Marquette, UW-Green Bay and UW-Milwaukee and road games at Texas Tech and Loyola Marymount highlight this year's non-conference schedule. Home games against Mississippi Valley State, Grambling and Eastern Michigan round out the non-conference slate.

Ten of the Badgers' opponents advanced to post-season play last year — Indiana, Michigan, Illinois, Purdue, Iowa, Marquette and Texas Tech advanced to the NCAA tournament, while Minnesota, Ohio State and Michigan State were NIT participants. The Badgers are scheduled to appear on ESPN three times — at Texas Tech, at Penn State and at home against Illinois.

WISCONSIN AT A GLANCE

Letterwinners Lost (4)

Name	Pos.	Ht.	FG%	FT%	PPG	RPG	APG
Louis Ely	C	6-7	.611	.378	6.3	3.7	0.2
Damon Harrell #	C	6-9	.462	.723	4.6	3.2	0.5
Carlton McGee	F	6-6	.475	.500	3.3	3.1	0.6
Adam Carl %	G	5-11	.571	.538	2.2	0.4	0.9

Letterwinners Returning (11)


Name	Yr.	Pos.	Ht.	FG%	FT%	PPG	RPG	APG
Michael Finley #	Jr.	F	6-6	.467	.771	22.1	5.8	3.1
Tracy Webster #	Sr.	G	6-0	.393	.809	14.1	3.4	6.4
Jason Johnsen	Sr.	G	6-3	.380	.278	6.7	1.4	0.7
Andy Kilbride #	Jr.	G	6-3	.423	.800	6.7	1.3	1.4
Jeff Petersen	Sr.	C/F	6-10	.624	.692	5.3	1.6	0.0
Brian Kelley #	Jr.	F	6-7	.423	.689	5.0	4.1	0.9
Otto McDuffie	So.	F	6-5	.417	.357	1.4	1.4	0.1
Chris Conger %	Sr.	G	6-3	.300	—	1.4	0.5	0.5
Howard Moore	Jr.	F	6-6	.500	1.000	1.1	1.0	0.0
Grant Johnson	Sr.	C	7-0	.350	.625	0.9	1.5	0.1
Greg Timmerman	So.	C	6-9	.000	.250	0.3	1.3	0.7

— 1992-93 starter
% — walk-on


Newcomers (3)

Name	Yr.	Pos.	Ht.	Hometown (HS)
Rashard Griffith	Fr.	C	6-11	Chicago, IL (Martin Luther King)
Darnell Hoskins	Fr.	G	6-0	Dayton, OH (Chaminade-Julienne)
Jalil Roberts	Fr.	G/F	6-4	Jersey City, NJ (St. Anthony's)

THE COACHES



HEAD COACH STU JACKSON



When Stu Jackson was hired as Wisconsin's 11th head coach on March 25, 1992, he arrived in Madison brimming with optimism and enthusiasm, promising to bring an exciting, up-tempo brand of basketball to the UW Field House and committed to directing Badger basketball to new heights. One year later, it appears that the former New York Knicks head coach is well ahead of schedule in revitalizing Wisconsin's basketball fortunes.

Jackson's "sudden impact" began before he coached his first game, when he landed what is arguably the best recruiting class in school history. The trio of 7-1 center Rashard Griffith, 6-5 swingman Jalil Roberts and 6-0 point guard Darnell Hoskins gave the Badgers' a top-20 recruiting class nationally and was a major step in putting Wisconsin's program back on the map.

On the court, the 37-year-old directed the Badgers to a 14-14 overall

record, a 7-11 mark in the Big Ten and a berth in the National Invitation Tournament. Jackson, whose record was the best by a rookie head coach at Wisconsin since Bud Foster went 15-5 in 1934-35, became the first Big Ten coach to take over a losing program and earn a post-season tournament berth in his first season since Bill Musselman led Minnesota to the NCAA tourney in 1972. Wisconsin defeated nationally ranked Minnesota, Ohio State and Michigan State in succession in January, which resulted in a No. 24 ranking in the CNN/*USA Today* coaches' poll, the Badgers' first national ranking since 1974.

Jackson's up-tempo style led to numerous school records, including three-point field goals (219) and three-point attempts (570) in a season, three-pointers (15) and three-point attempts (31) in a game, 100-point games in a season (4) and consecutive 100-point games (3). The Badgers set Big Ten records for three-pointers (138) and three-point attempts (374) in a season and led the league in three-pointers per game (7.7) and turnover margin (4.2). The club also posted its highest scoring average since 1972 (77.0 points per game).

Attendance at the Field House also soared in Jackson's inaugural season. The Badgers enjoyed their highest attendance average since 1967 (10,387), their highest mark in Big Ten games since 1953 (11,289) and the most sellouts since 1950 (5).

Jackson came to Wisconsin from the National Basketball Association office in New York City, where he had served as director of basketball operations since 1991. In his capacity with the NBA front office, Jackson assisted with the administration of the league officiating staff, with team and player discipline and with team operational procedures such as trades, waivers, contract signings and salary caps. He also served as the league's liaison to United States of America Basketball (USAB) for the 1992 Olympic basketball team.

Before his stint with the NBA office, Jackson was head coach of the New York Knicks for just over one season. When he was appointed to the job at age 33, he became the second-youngest head coach in NBA history. He posted a 52-45

record during the 1989-90 regular season and the first 15 games of the 1990-91 campaign.

After being named NBA Coach of the Month in December of 1989, Jackson directed the Knicks to the 1989-90 Eastern Conference playoffs. After upsetting the Boston Celtics 3-2 in the first round, the Knicks lost a 4-1 series to eventual champion Detroit.

Prior to taking over as the Knicks' head coach, Jackson served two seasons as an assistant coach in New York under Rick Pitino. The Knicks posted a 90-74 mark during those years and advanced to the playoffs both seasons.

Before joining the Knicks, Jackson was the associate head coach and head recruiting coordinator under Pitino at Providence College from 1985-87. The 1987 Friars finished fourth in the Big East Conference — the school's highest finish ever — and advanced to the NCAA Final Four in New Orleans. They lost to Syracuse in the semifinals and finished the season with a 25-9 record.

Jackson began his coaching career in 1981-82 as a graduate assistant at the University of Oregon. He served as an assistant coach at Oregon in 1982-83 and at Washington State from 1983-85.

Jackson was one of the original "Kamikaze Kids" when he played for Oregon from 1974-76. He was a starting forward on squads that earned berths in

the National Invitation Tournament in 1975 and 1976. Those teams included future NBA players Ron Lee and Greg Ballard and were coached by Dick Harter, who went on to serve as head coach of the Charlotte Hornets and is now an assistant with the Knicks.

Jackson averaged 10.3 points during his three years at Oregon, scoring 861 points to make the school's Top 25 career scoring list. The Ducks posted a 55-31 mark during Jackson's tenure in Eugene.

After suffering a knee injury after his junior season, Jackson transferred to Seattle University, where he finished his college career during the 1978 season.


He scored 192 points his senior season, giving him 1,053 points for his career, and received his bachelor's degree in business administration and management from Seattle in 1978.

Before joining the coaching field, Jackson worked as a marketing representative at IBM in Los Angeles from 1978-81.

A native of Reading, Pa., Jackson enjoys bicycling and swimming. He and his wife, Dr. Janet Taylor, have four daughters: Lauren (4), twins Taylor and Erin (2) and Yanna, born in July. Dr. Taylor is the sister of former Duke University and New York Knicks guard Vince Taylor.



THE JACKSON FILE



Personal Data

Born Stuart Wayne Jackson on Dec. 11, 1955 in Reading, Pa. ... wife Dr. Janet Taylor ... daughters Lauren (4), twins Taylor and Erin (2) and Yanna, born in July.

Education

Reading H.S., 1973 ... B.A. in business administration and management, Seattle University, 1978

Playing Experience

Basketball forward, triple jump and discus, Reading High School; Forward, University of Oregon, 1973-76; Seattle University, 1978.

Coaching Experience

Graduate Assistant Coach, Oregon, 1981-82; Assistant Coach, Oregon, 1982-83; Assistant Coach, Washington State, 1983-85; Associate Coach, Providence, 1985-87; Assistant Coach, New York Knicks, 1987-89; Head Coach, New York Knicks, 1989-91; Head Coach, Wisconsin, 1992-present.

Honors and Achievements

Basketball all-American in high school ... participant in Dapper Dan Roundball Classic following his senior season ... set Reading High scoring records for single-game, season and career ... scored more than 1,000 points as a collegian ... NBA Coach of the Month in December of 1989 ... led New York Knicks to second round of Eastern Conference playoffs in 1989-90.

Q & A WITH STU JACKSON

Q: Now that you've had time to reflect, what are your thoughts on your first season at Wisconsin?

A: The best way to summarize last season is that it was a good start. We set out and accomplished the goals we wanted to accomplish. We wanted to establish ourselves as a very hard-working team, and I think we did that. We wanted to be a team that was in excellent physical condition, and I think we accomplished that, and we wanted to be a team that reached its academic potential, and I think with our team grade-point average of 2.7 we accomplished that. Last year really laid a foundation in the areas that will help carry this program into an even more successful future.

Q: What was the most important lesson you learned in your first year as a college head coach?

A: One of the biggest lessons I learned is that if you have members of the team who are good people and will work hard toward a common goal, you can experience success, no matter what your talent level. I think our guys proved that last year.

Q: What was the biggest adjustment from coaching in the NBA to coaching in college?

A: The biggest thing for me was just in the importance placed on each game. With an 82-game schedule in the NBA, it truly is a marathon, not a sprint. But here, with only 27 regular-season games, each game becomes critical.

Another big difference was in my relationship with the players. I had a

chance to get involved in our players' lives, and that was very enjoyable for me. In the NBA, it's much more of a business relationship, and while you do develop friendships there, everybody pretty much goes their own way after a practice or a game. Here, our situation is much more of a family-type situation



JEFF MILLER

where we are involved in each others' lives to a much greater extent and the relationships are a lot closer.

Q: What was your greatest accomplishment last season?

A: The thing I was most proud of with this team is that they were asked to become closer as a team, and they did that. Because we were able to do that, we were able to enjoy some success. That was one of our most gratifying accomplishments. Another was the fact that

we had a lot of players — guys who hadn't really played a lot, especially in Big Ten games — who became good solid Big Ten players during the course of the year. Seeing that improvement and development was very satisfying.

Q: What was your greatest disappointment of last season?

A: I think having a shot at the NCAA tournament and then not seeing that dream fulfilled. As unrealistic as it might have been at the beginning of the season, it became very realistic later in the season, and not to get it was frustrating. But we'll use that experience as fuel and motivation to eventually achieve that goal. It gave our players a taste in their mouth that they'll want to experience again, and if we're fortunate enough to get into the tournament, that taste and experience will be a great motivator.

Q: What was your impression of Big Ten basketball?

A: It confirmed my greatest hopes and my worst fears. It's a league of great teams, great players and great coaches. I can't imagine a more exciting

league in the country. The enthusiasm that's generated in the communities and across the states is something you just don't find in most parts of the country.

Q: What did you think about the atmosphere in the Field House?

A: Our fans started out good, and by the end of the season, they were great. I think they were probably a little unsure at first, with a new coach and a new style of play, but they progressed the same way the team did. Their attitude and

enthusiasm really matched our style of play by the time the Big Ten season came around. Like the team, our fans will use last year as a foundation to build on for this season and for the future.

Q: What are you most excited about as you head into your second season?

A: I'm excited about this year's team because we've added some talented young freshmen, but more importantly, we are returning players who have really improved and gotten to another skill level. And I think this year we'll be able to take advantage of the experience and knowledge we all gained last year playing in a new system in a new program with a new coach. We'll be able to use that as a springboard to become better this year.

Q: How would you assess the team's strengths and weaknesses?


A: Our strength will always be our style of play — the fact that we are a very fast-paced, wide-open team. With a nucleus of Tracy Webster and Michael Finley, we have two of the league's better players. All good teams are led by good players, and I feel they're two of the best.

We'll continue to be a good perimeter shooting team and an excellent three-point shooting team, but this year, with the addition of Rashard Griffith, we'll also have an improved low-post game as well. Defensively, we'll have a presence in the middle that has been lacking, and I think that will become one of our strengths.

Our depth will be an added strength, particularly on the perimeter. We've got Tracy, Mike, Andy Kilbride, Jason

Johnsen, Chris Conger and Otto McDuffie returning, and then we add Darnell Hoskins and Jalil Roberts. That's a pretty deep group, which is so important with our pressing style.

In terms of weaknesses, rebounding is a major concern.



Q: Will we see any new wrinkles in the Stu Jackson system this year?

A: We're going to try to take the next step in a full-court pressure system. We'll attempt to press even more and do some different things defensively to assist our ability to apply full-court pressure. Offensively, I think we'll try to run and push the pace even more than last season.

Q: How do you see the Big Ten race shaping up?

A: Although I'm still not a Big Ten expert, I feel that for the first time in a number of years, there's no clear-cut favorite. There are a number of teams that could win it. That should provide for a lot of speculation and make for a very exciting and wide-open race. I think the parity in the league this year is as good as it's been in a long time.

Q: What are your feelings on this year's schedule?

A: I like our schedule. I think your schedule should mirror the growth of your program. As we try to take steps forward, our schedule will grow with us. This year's schedule is indicative of growth.

I'm excited about playing the in-state teams (Marquette, UW-Green Bay, UW-Milwaukee). It's a position I've softened on because the demand in the state for these games is overwhelming. That kind of demand is a very positive sign that Wisconsin basketball across the state is alive and well.

Q: Because of all the attention the freshmen have received, are you concerned that people might be expecting too much too soon?

A: Outside expectations are not things that our players, particularly the freshmen, are focused on or concerned with. As long as they continue to develop and improve and meet the expectations of the team, then that will be gratification enough. What people from the outside expect has no influence.

WHAT THEY'RE SAYING ABOUT JACKSON



DAVE STLUKA

"Jackson's coaching friends warned him about this, said there would be too many roadblocks on the route to basketball prominence at Wisconsin. What they neglected to consider, however, were the elements of success in their own reclamation projects: the power of positive thinking, the strength of a driven man."

— Ian O'Connor, *New York Daily News*

"Coaches are talking about him, even in the West. That's a terrific recruiting job he did. To me, that's the best recruiting class in the country because it's so hard to get a big man. And he's gotten a legitimate NBA first-round draft pick in Rashard Griffith."

— Rick Majerus, *head coach, University of Utah*

"Stu Jackson has turned on not only the city of Madison but the entire state. He has one of the best recruiting classes in the country coming in, so this is the start, I believe, of a dynasty."

— Al McGuire, *CBS Sports*

"... Jackson's coaching ability and packaging skills are causing seismographs to jump this morning in the offices of coaches across the nation ... today marks the beginning of the period in which high school seniors sign letters of intent to commit themselves to colleges. When the overnight envelopes arrive in his office tomorrow, Jackson will have completed the most staggering recruiting success in the country."

— Malcolm Moran, *New York Times*

"Michael Finley was talking about playing 'Wisconsin ball' and the words had this wonderful positive ring to them ... 'Wisconsin ball' means a commitment to high-pressure defense, the kind of intensity that earns victories and a fighting chance to beat just about anybody."

— Michael Bauman, *Milwaukee Journal*

"There should hardly be a coach in the Big Ten Conference and around the nation who hasn't taken notice of Wisconsin's coup because this means there's a new player on the recruiting block who plays hard. The new staff's ability to reach the East and grab swingman Jalil Roberts from Jersey City, N.J., and to the Midwest to get guard Darnell Hoskins from Dayton, Ohio, in addition to getting Griffith says no region is immune to the Badgers' reach."

— Vic Feuerherd, *Wisconsin State Journal*

"A new tradition is taking root here. Near the end of each game, a giant W is unfurled at center court. It goes nicely with all those other W's that are starting to make the Badgers look like a legitimate first-division team."

— Mike Lucas, *Capital Times*

"In going head to head with the nation's best programs in recruiting last fall, Jackson showed people he won't accept mediocrity. And this winter on the basketball court, his teams have underlined that fact."

— Bill Brophy, *Wisconsin State Journal*

"To have this quickly brought in a recruiting class of this magnitude is a tremendous accomplishment, perhaps unprecedented in college recruiting ... this is a message that they'll do it on a national basis. A big tip of the hat should be given to Stu Jackson ... and the entire Badger basketball staff."

— Bob Gibbons, *recruiting analyst*

"Jackson's run-and-press system has punctured Big Ten foes accustomed to a more drowsy half-court rhythm ... (he) ingrained an unprecedented confidence and determination in his players."

— *Dennis Chaptman, Milwaukee Journal*

"Jackson has put Wisconsin on the major college basketball map and has given UW fans their first real hope for consistent success in several decades. What he has done with recruiting, style of play and victories in the Big Ten has the college basketball world talking."

— *Chuck Salituro, Milwaukee Journal*

"... at the beginning of the season, how many would have thought that the Badgers would have been involved in any post-season play? The Badgers won some midseason games that nobody thought they had any business winning. Harsh reality set in later, but there is no doubt that this program is headed in the right direction."

— *Michael Bauman, Milwaukee Journal*

"His pro-style approach has won over the players, who particularly like the three to four hours each week that they spend working one-on-one with assistant coaches to develop their offensive skills."

— *J.A. Adande, Chicago Sun-Times*

"This (recruiting class) is a major, major get. Stu Jackson has now served notice to the rest of the Big Ten and the rest of the country that the Badgers are not to be toyed with, that they are a factor with anybody they want in the country."

— *Dave Kaplan, recruiting analyst*

"He has a lot of spirit and vitality, and he'll bring instant credibility to the program. A recruit has to say, 'Wow, he coached the Knicks. He coached Patrick Ewing. He knows what it takes.'"

— *Dick Vitale, television analyst*

"Stu's could go into an IBM board meeting and hold his own and go into the toughest neighborhood in the United States and hold his own ... He's a tireless worker who belongs back in the college ranks. He's going to get Wisconsin into the NCAA tournament."

— *Rick Pitino, head coach, University of Kentucky*



DAVE STLUKA

"He's got to fight his way through that Big Ten upper echelon, and it's going to be tough. But he's tough enough to battle and stay with it. He'll get it done."

— *Dick Harter, assistant coach, New York Knicks*


"He's young and aggressive. He has taken a lot of what Pitino does and added his own dimension. Plus he's got better athletes than Wisconsin has had for a few years. I expect him to take them to the upper division."

— *Jud Heathcote, head coach, Michigan State*

"All (Wisconsin does) is work harder than the next guy, badgering him into submission. If they were, say, the Wisconsin Aardvarks, one of Jackson's first moves would have been to change the nickname; hardly a moniker has ever been so appropriate."

— *Michael Hunt, Milwaukee Sentinel/Badger Plus*

ASSISTANT COACHES



STAN VAN GUNDY

Stan Van Gundy, who was promoted to associate head coach this summer, is in his second season at Wisconsin. In addition to his recruiting and coaching responsibilities, he assists with scouting and game preparation.


Before coming to Madison, the 34-year-old Van Gundy was head coach for four seasons at Massachusetts-Lowell. The Chiefs posted a 14-15 mark his last season and advanced to the semifinals of the New England Collegiate Conference playoffs.

Prior to his stint at Lowell, Van Gundy served as an assistant coach at Canisius College (1986-87) and Fordham University (1987-88). From 1984-86 he was head coach at Castleton State College (Vt.), where he posted a 68-18 mark. The school's 26-2, 23-7 and 19-9 records under Van Gundy were the three best in school history. He was named NAIA District 5 Coach of the Year and Vermont's College Coach of the Year in 1983-84 and led the team to the NAIA District 5 championship in 1984-85.

A 1981 graduate of the State University of New York at Brockton, Van Gundy began his coaching career as an assistant at Vermont.

Stan played college basketball for his father, Bill, at SUNY-Brockport and was named Scholar-Athlete of the Year for the entire SUNY system in 1981. His father continues in the coaching ranks at Genesee Community College in Batavia, N.Y. Stan's brother Jeff is an assistant coach with the New York Knicks.

Stan and his wife, Kim, have a daughter, Shannon (2). The Van Gundys live in Madison.



BOB BEYER

The newest member of the Badger coaching staff is Bob Beyer, who was hired in August after a four-year stint as an assistant coach at Siena College in Loudonville, N.Y., a suburb of Albany.


Siena posted a 77-46 record during Beyer's tenure, including a 25-10 mark two years ago, when the Saints were co-champions of the Metro Atlantic Athletic Conference title. Siena advanced to the quarterfinals of the National Invitation Tournament that season, falling in overtime to Massachusetts. The Saints were 16-13 last season.

A native of LeRoy, N.Y., Beyer served as an assistant for four years at Albany (N.Y.) State University before going to Siena. At Albany, he assisted Richard "Doc" Sauers, the winningest active coach in Division III.

Beyer, 31, began his coaching career during his senior year at Alfred University. After playing for three seasons, an injury ended his playing career and he began working as an assistant at Alfred State University College of Technology, a two-year college.

Beyer's background includes serving as head coach of the Adirondack Region Open squad at the Empire State Games. In 1988, he guided Adirondack to the silver medal, losing to New York City in the championship. Beyer's 1989 and 1992 teams won bronze medals, and his 1991 squad won the gold medal.

Beyer graduated with honors, earning a bachelor of arts in history from Alfred University in 1984. He also holds a master's in curriculum planning and development from SUNY-Albany (1989).



TIM BUCKLEY

Another first-year member of the Badger staff is Tim Buckley, who was hired this summer after serving for four seasons as head coach at Rockford (Ill.) College. Besides his coaching duties, he helps direct the Badgers' summer camps, assists with scouting and coordinates underclass recruiting.

Buckley posted a 50-52 record at Rockford — reaching the 50-win plateau faster than any other coach in school history — and ranks second on the school's all-time victory list. In 1990, as the youngest coach in the NCAA, he led Rockford to a 16-9 record, the team's first winning season in seven years.

A native of Aurora, Ill., Buckley was an assistant at Rockford under former Wisconsin assistant Chuck Schramm in 1989 and was named head coach when Schramm joined the Badger staff a year later.


While at Rockford, Buckley also served as head coach for the Pioneer Region in the Illinois Prairie State Games.

Buckley began his coaching career at his alma mater, Bemidji State, where he was an assistant from 1986-88. He earned a bachelor's degree in communication in 1986 and a master's degree in physical education administration in 1988. While at Bemidji, Buckley earned a basketball scholarship and was a two-year starter.

Prior to enrolling at Bemidji, Buckley attended Waubesa Community College (Ill.) for two years. He averaged 19 points per game and earned all-state recognition as a sophomore.

Buckley, 30, is engaged to Shannon Marsh and lives in Madison.

SUPPORT STAFF




ROBERT HACKETT
Strength & Conditioning

Robert Hackett, a former all-America sprinter at Wisconsin, is in his second year as a strength and conditioning coach at the UW. He directs the men's basketball strength and conditioning program.

Prior to joining the strength and conditioning staff, Hackett worked for three years as a sprint coach for the Badger men's track program.

Hackett, who earned seven Big Ten sprint titles as a Badger, earned all-Big Ten honors in 1986 and 1987 and was voted the league's Athlete of the Championship in 1986. He earned all-America honors as a member of the Badgers' distance medley relay team that captured the NCAA title in 1985 and holds school indoor records in the 55-, 200- and 300-meter sprints and outdoor records in the 100 and 200. He has competed internationally for the past seven years.

Hackett, 29, earned a bachelor's degree in consumer science from Wisconsin in 1988. He and his wife, Renee, live in Madison.




BRIAN HECKER
Administrative Assistant

Brian Hecker, 25, is in his second year at Wisconsin. As administrative assistant, he coordinates all off-the-court activities for Stu Jackson and the Wisconsin basketball program. He coordinates all official recruiting visits, team travel, the Badgers' budget, video operation and co-directs Wisconsin's summer camps and coaching clinics.

Prior to his appointment at Wisconsin, he was a high school basketball coach at Nicolet High School in Milwaukee.

A native of Milwaukee, Hecker earned a bachelor's degree in sport marketing/management from Indiana University in 1990.



ANDY WINTERSTEIN
Basketball Trainer

The health and well-being of the Wisconsin basketball team is entrusted to athletic trainer Andy Winterstein, who is in his seventh season with the UW sports medicine staff.

Winterstein, 31, teaches courses in introduction to athletic injuries and athletic injury rehabilitation at the UW, coordinates computer services for the athletic training staff, coordinates the inventory and supply ordering process for the sports medicine staff, and supervises the academic progress of the graduate assistant athletic trainers.

A certified member of the National Athletic Trainers Association, the American College of Sports Medicine and the Wisconsin Athletic Trainers Association, Andy spent four seasons in the Houston Astros organization as a minor league trainer. He was the trainer for the 1991 Big Ten All-Star tour of Scandinavia.


The Phoenix native earned a bachelor's degree in secondary education/biological sciences from Arizona in 1984 and a master's in physical education with an emphasis in applied physiology and athletic training from Oregon in 1986. He is currently finishing a doctorate in educational administration at Wisconsin. Winterstein was recently awarded a grant from the National Athletic Trainers Association Research and Education Foundation to study organizational issues among head athletic trainers in the intercollegiate setting.

Andy and his wife, Barb, who is the secretary in the Badger basketball office, reside in Madison.


SUPPORT STAFF




Andy Berns
Academic Coordinator



Mike Green
Facilities/Game Management




Tim Lopez
Basketball Equipment Mgr.




Mike Motl
Video Coordinator




Roger Schuster
Field House Manager



Pat Stroebel
Senior Basketball Manager



James Whitford
Senior Basketball Manager




Barb Winterstein
Basketball Secretary




1993-94 Managers
Front Row (l-r): Adam Jackson, Tim Lopez, Ivory Taylor, Scott Ecker, Jeff Viergutz, Tom Jones.
Back Row: Nick Hauselman, Dave Petroff, James Whitford, Pat Stroebel, Scott Fox.
Not Pictured: Matt Saunders, Paul Sable.

THE PLAYERS



24 MICHAEL FINLEY **



FORWARD
6-6 205
JUNIOR
MAYWOOD, IL
(PROVISO EAST)

General — Named to 1994 *Playboy* all-America team ... one of 25 pre-season candidates for the 1994 John Wooden Award and the United States Basketball Writers Association Player of the Year Award ... listed No. 6 among 15 all-America small forward in the 1993-94 *NCAA Basketball Preview Magazine* ... member of inaugural Team USA squad that played in Belgium, Italy, Spain and Germany in June and World University Games team that competed in Buffalo in July ... started three of five games and averaged 5.2 points on European tour ... started all seven games and was third-leading scorer (11.4) on World University Games gold medal team ... scored team-high 16 points in title game against Canada ... named USA Basketball's Male Athlete of the Year for his accomplishments on the two summer teams.

1992-93 — First-team all-Big Ten by league coaches and media ... became first Badger sophomore to earn first-team all-league honors since John Kotz in 1941 ... Associated Press honorable mention all-America ... second-team all-Midwest by *Basketball Weekly* ... led Badgers in scoring (22.1), rebounding (5.8), three-point field goals (63) and minutes (35.0) and was second in steals (1.8) and assists (3.1) ... set single-season scoring record with 620 points, breaking the mark held by Danny Jones (611 in 1989) ... set school record for three-point field goal attempts in a season (173) ... became 22nd player in school history to score more than 1,000 career points (1,001) and first Badger to top that figure after just two seasons ... his scoring average (22.1) ranked fourth in school history, behind Clarence Sherrod (23.8 in 1971 and 22.4 in 1970) and Joe Franklin (22.7 in 1968) ... ranked second in Big Ten scoring (23.2), first in three-pointers per game (2.44), fifth in steals (1.83) and 10th in free

1992-93

Opponent	FG-A	3P-A	FT-A	RB	AT	TO	BS	ST	PTS
at Loyola*	5-10	3-5	1-3	4	0	5	0	3	14
UW-Green Bay*	13-20	3-6	3-6	8	4	4	2	1	32
Bethune-Cook*	6-13	1-3	2-2	5	1	2	1	0	15
UW-Milwaukee*	3-10	0-5	4-4	5	7	2	0	1	10
Charleston So.*	7-16	2-4	2-2	7	2	4	0	2	18
Detroit Mercy*	13-20	1-6	2-4	7	5	2	0	3	29
Alcorn State*	7-13	2-4	2-2	6	4	4	0	2	18
Fairfield*	10-14	2-3	2-2	9	2	4	1	2	24
at Marquette*	6-11	3-6	5-6	4	5	1	0	2	20
Michigan*	7-16	2-8	1-1	8	6	5	1	2	17
at Purdue*	2-13	0-1	2-2	6	4	5	0	4	6
Minnesota*	7-11	2-4	5-5	3	1	5	0	0	21
Ohio State*	12-23	2-5	8-11	11	1	3	1	2	34
at Michigan St.*	11-28	3-10	3-4	4	4	2	2	2	28
at Illinois*	10-16	3-6	7-10	7	2	4	0	1	30
at Penn State*	8-17	2-3	9-12	11	3	2	0	3	27
Northwestern*	8-16	3-8	0-0	7	3	1	2	2	19
at Michigan*	10-18	3-9	2-6	4	2	2	0	0	25
Purdue*	11-22	3-7	8-12	3	3	0	1	10	33
at Minnesota*	9-23	5-13	4-4	4	4	4	1	2	27
at Ohio State*	4-12	1-6	7-7	3	3	3	0	1	16
Michigan State*	8-16	1-6	8-10	9	2	2	1	1	25
Illinois*	9-24	3-8	3-6	7	3	2	1	1	24
Penn State*	5-16	1-5	0-0	3	2	0	1	0	11
at Northwestern*	8-22	5-11	5-6	4	2	1	1	0	26
at Iowa*	6-21	4-10	9-9	4	2	2	2	2	25
Indiana*	9-21	1-6	4-4	4	3	2	0	0	23
Rice*	9-16	2-5	3-4	4	6	3	0	0	23
Totals	223-478	63-173	111-144	161	86	76	18	49	620

* - game started

throw percentage (.780) ... scored double figures in 27 of 28 games, including 17 games of 20 or more and four games of 30 or more ... scored career-high 34 against Ohio State, 33 against Purdue, 32 against UW-Green Bay and 30 at Illinois ... lone single-digit game was at Purdue (6) ... scored more points in the second half than first half in 17 of 28 games ... his second-half totals included 20 against Illinois, 19 against Penn State, Ohio State and Purdue and 17 against Minnesota ... set school, Field House and Big Ten records with 10 steals in double-overtime loss to Purdue ... did not commit a turnover in 49 minutes against the Boilermakers ... was hampered by strep throat and viral infection in Penn State and Northwestern games in March ... first Badger to be named Big Ten Player of the Week twice in a season ... earned the award after averaging 24.5 points and 8.0 rebounds in wins over Michigan State and Illinois in February

Finley's Career Statistics

Year	G-GS	MIN	FG	FGA	PCT	3P	3PA	PCT	FT	FTA	PCT	REB	AVG	PF-D	AT	TO	BK	ST	PTS	AVG
91-92	31-28	920	130	287	.453	26	72	.361	95	128	.742	152	4.9	73-3	85	87	24	27	381	12.3
92-93	28-28	979	223	478	.467	63	173	.364	111	144	.771	161	5.8	79-3	86	76	18	49	620	22.1
Totals	59-56	1899	353	765	.461	89	245	.363	206	272	.757	313	5.3	152-6	171	163	42	76	1001	17.0

Finley's Big Ten Statistics


Year	G-GS	MIN	FG	FGA	PCT	3P	3PA	PCT	FT	FTA	PCT	REB	AVG	PF-D	AT	TO	BK	ST	PTS	AVG
91-92	18-17	600	80	182	.440	20	51	.392	60	79	.759	105	5.8	53-3	58	48	14	18	240	13.3
92-93	18-18	650	144	335	.430	44	126	.349	85	109	.780	102	5.7	51-2	50	45	14	33	417	23.3
Totals	36-35	1250	224	517	.433	64	177	.362	145	188	.771	207	5.8	104-5	108	93	28	51	657	18.3

and 31 points in wins over Ohio State and Michigan State in January ... Wisconsin's Chevrolet Player of the Game against Indiana ... received team's MVP and Mr. Deflection awards. **1991-92** — Honorable mention all-Big Ten ... played small forward and shooting guard spots ... earned team's first-year achievement and rebounding awards ... appeared in all 31 games, including 28 as a starter ... second on squad with 12.3 scoring average and led team with 4.9 rebounding average ... averaged 13.3 points and 5.8 rebounds in Big Ten play ... ranked 10th in Big Ten in rebounding and blocked shots ... second on team in playing time with 29.7 minutes per game ... third on team in three-point shooting, hitting 26 of 72 long-range tries ... averaged 14.8 points and 6.7 rebounds over last nine games ... scored in double figures 22 times, including season-high 30 points in win over Michigan ... also grabbed career-high 13 rebounds against the Wolverines ... hit 10 of 10 free throws against both Michigan and Purdue ... second on team with 85 assists and third with 24 blocked shots and 27 steals ... posted .527 mark at home. **High School** — All-state, all-Chicago area and all-conference as a senior at Proviso East ... helped lead Pirates to 32-1 record and Illinois Class AA state championship ... teammate of Donny Boyce (Colorado) and Sherell Ford (Illinois-Chicago) ...


earned high honorable mention all-America recognition from *Street & Smith's* and *USA Today* ... nominated to McDonald's all-America team ... team was voted Best in the Nation by *Bob Gibbons All-Star Sports Report* and finished sixth in the *USA Today* rankings ... averaged 14.3 points and seven rebounds per game as a senior ... academic all-conference selection ... National Honor Society member ... set school records for assists in a game (14) and season (177) ... helped lead squad to a gold medal at 1991 Prairie State Games, scoring 38 points in championship game, including 30 in the first half ... also won slam dunk contest at Prairie State Games. **Personal** — Born March 6, 1973 in Melrose Park, Ill. ... mother's name is Bertha Finley ... worked as a clerk at the Chicago Board of Trade during the summer of 1992 ... an agricultural economics major.

Career Highs

Points	34 vs. Ohio State 1-20-93
Rebounds	13 vs. Michigan 2-26-92
Assists	8 at Purdue 2-29-92
Blocks	2, five times
Steals	10 vs. Purdue 2-13-93
Minutes	49 vs. Purdue 2-13-93 (2OT)




ARTURO PRESOTTO



DAVE STLUKA

3 JASON JOHNSEN ***



GUARD
6-3 190
SENIOR
NEW HOPE, MN
(ARMSTRONG)

1992-93 — Received team's Most Improved Player award ... saw action in 27 games ... missed Fairfield game due to a sprained ankle ... third on team with 6.7 scoring average ... second on team with .389 three-point shooting percentage and 49 three-pointers ... ranked fifth in Big Ten in three-point accuracy (.373) and eighth in three-pointers per game (1.82) ... shot better from three-point range than two-point range (.380) and free throw line (.273) ... hit game-winning three-pointer with 3.1 seconds left in 67-66 win at Michigan State ... scored career-high 18 points against UW-Milwaukee. **1991-92** — Appeared in 12 games, scoring four points ... tallied six rebounds, six assists and three steals for the season ... season-high three rebounds against Coastal Carolina. **1990-91** — Appeared in 12 games, scoring six points ... scored season-best four points against San Francisco State ... two rebounds and two assists at Ohio State ... totaled six rebounds and seven assists for the year. **1989-90** — Red-shirted. **High School** — Earned all-state, all-metro and all-conference honors ... averaged 20 points, five assists and two steals as a senior ... helped lead team to 23-3 record and runner-up finish in state tournament as a senior ... all-America selection by Converse and *Street and Smith's* ... 1989 Gatorade Player of the Year in Minnesota ... played in McDonald's Midwest Classic in Iowa ... graduated as school's all-time leading scorer ... teammate of Badger center Grant

1992-93										
Opponent	FG-A	3P-A	FT-A	RB	AT	TO	BS	ST	PTS	
at Loyola	0-3	0-1	0-0	1	0	1	0	0	0	0
UW-Green Bay	3-4	2-3	1-2	1	1	1	0	0	9	
Bethune-Cook*	4-10	4-10	0-0	2	1	0	0	1	12	
UW-Milwaukee*	6-11	5-10	1-2	2	0	1	0	0	18	
Charleston So.*	2-5	2-4	0-0	1	1	2	0	1	6	
Detroit Mercy*	2-6	2-5	0-0	2	1	0	0	0	6	
Alcorn State*	3-5	2-3	0-0	0	2	1	0	0	8	
at Marquette	1-5	1-4	0-0	3	2	1	0	0	3	
Michigan	2-5	2-5	0-1	3	1	1	0	0	6	
at Purdue	0-3	0-3	0-0	0	0	0	0	1	0	
Minnesota	3-4	1-2	0-0	0	0	0	0	0	7	
Ohio State	2-3	0-0	0-0	1	0	1	0	0	4	
at Michigan St.	4-7	3-5	0-0	1	1	0	1	0	11	
at Illinois	1-4	1-2	0-0	0	0	0	0	0	3	
at Penn State	0-5	0-3	0-0	1	0	0	0	0	0	
Northwestern	4-9	2-5	0-2	1	2	1	0	3	10	
at Michigan*	3-9	2-7	0-2	3	1	4	0	0	8	
Purdue	4-8	3-5	0-0	0	0	0	0	0	11	
at Minnesota	4-7	3-5	0-0	2	1	0	0	1	11	
at Ohio State	3-8	2-7	1-2	3	0	3	0	1	9	
Michigan State	2-9	2-5	0-0	0	0	0	0	0	6	
Illinois	2-7	1-5	0-0	4	1	1	0	0	5	
Penn State	3-10	3-8	0-0	1	2	0	0	0	9	
at Northwestern	2-8	2-8	0-0	1	1	1	0	0	6	
at Iowa	4-9	4-6	0-0	2	1	1	1	0	12	
Indiana	0-2	0-2	0-0	1	0	1	0	0	0	
Rice	1-5	0-3	0-0	2	0	0	0	0	2	
Totals	65-171	49-126	3-11	38	19	21	2	8	182	

* - game started

Johnson. Personal — Born Sept. 30, 1970 in Minneapolis ... mother's name is Toni Jo Gray ... nickname is "Pooh" ... a sociology major.

Career Highs

Points 18 vs. UW-Milwaukee 12-12-92
 Rebounds 4 vs. Illinois 2-28-93
 Assists 2, six times
 Blocks 2 vs. Central Connecticut 12-5-91
 Steals 3 vs. Northwestern 2-3-93
 Minutes 30 vs. UW-Milwaukee 12-12-92


Johnsen's Career Statistics

Year	G-GS	MIN	FG	FGA	PCT	3P	3PA	PCT	FT	FTA	PCT	REB	AVG	PF-D	AT	TO	BK	ST	PTS	AVG
90-91	12-0	41	2	14	.143	0	5	.000	2	2	1.000	6	0.5	6-0	7	4	0	2	6	0.5
91-92	12-0	46	0	12	.000	0	4	.000	4	7	.571	6	0.5	7-0	6	3	0	3	4	0.3
92-93	27-6	537	65	171	.380	49	126	.389	3	11	.273	38	1.4	38-0	19	21	2	8	182	6.7
Totals	51-6	624	67	197	.340	49	135	.363	9	20	.450	50	1.0	51-0	32	28	2	13	192	3.8

Johnsen's Big Ten Statistics

Year	G-GS	MIN	FG	FGA	PCT	3P	3PA	PCT	FT	FTA	PCT	REB	AVG	PF-D	AT	TO	BK	ST	PTS	AVG
90-91	7-0	18	0	5	.000	0	2	.000	0	0	—	3	0.4	2-0	3	1	0	1	0	0.0
91-92	6-0	19	0	7	.000	0	1	.000	1	2	.500	2	0.3	2-0	1	0	0	2	1	0.2
92-93	18-1	365	43	117	.368	31	83	.373	1	7	.143	24	1.3	28-0	11	14	2	6	118	6.6
Totals	31-1	402	43	129	.333	31	86	.360	2	9	.222	29	0.9	32-0	15	15	2	9	119	3.8

52 GRANT JOHNSON ***



CENTER
7-0 245
SENIOR
PLYMOUTH, MN
(ARMSTRONG)

1992-93 — Academic all-Big Ten ... saw action in 26 games ... used in key situations as defensive stopper and rebounder ... third on team with 16 blocked shots ... season-high six points against Charleston Southern and season-high five rebounds at Minnesota ... collected two blocked shots against Golden Gophers. 1991-92 — Academic all-Big Ten ... received team's Most Improved Player and Defensive Player of the Year awards ... appeared in all 31 games, including 26 as a starter ... averaged 2.9 points and 3.2 rebounds per game ... second on team with 27 blocked shots ... ranks ninth in career blocks at Wisconsin with 30 ... registered .543 field goal percentage ... shot .500 from the field at home and .583 on the road ... scored career-high nine points in win over Navy ... career-high nine rebounds in wins over Central Connecticut and Howard ... career-high four blocked shots in opener against Loyola. 1990-91 — Academic all-Big Ten ... appeared in eight games, scoring three points ... tallied two points at Ohio State and three rebounds against Texas-Arlington. 1989-90 — Redshirted. **High School** — All-conference selection as a senior after averaging 10 points, nine rebounds and five blocked shots per game ... lettered in track in the high jump ... academic all-state ... compiled perfect 4.0 GPA ... senior class valedictorian ... teammate of Badger guard Jason Johnsen. **Personal** — Third 7-footer in Badger history ... Eino Hendrickson (1967-70) and Bob

1992-93

Opponent	FG-A	3P-A	FT-A	RB	AT	TO	BS	ST	PTS
UW-Green Bay	0-0	0-0	0-0	3	0	2	0	0	0
Bethune-Cook.	0-1	0-0	2-2	1	0	1	1	1	2
Charleston So.	2-3	0-0	2-3	1	0	0	0	0	6
Detroit Mercy	0-1	0-0	0-0	4	0	0	2	0	0
Alcorn State	0-0	0-0	1-3	3	2	1	1	0	1
Fairfield	0-0	0-0	1-2	1	0	0	1	1	1
at Marquette	0-0	0-0	0-0	4	0	0	0	0	0
Michigan	0-2	0-0	2-2	1	0	0	0	0	2
at Purdue	0-0	0-0	0-0	0	0	0	0	0	0
Minnesota	0-0	0-0	0-0	0	0	0	1	0	0
Ohio State	0-0	0-0	1-2	0	0	0	0	1	1
at Michigan St.	0-2	0-0	0-0	2	0	1	0	0	0
at Illinois	0-0	0-0	0-0	0	0	0	0	0	0
at Penn State	1-2	0-0	0-0	3	0	0	1	0	2
Northwestern	0-0	0-0	0-0	1	0	0	0	0	0
at Michigan	1-1	0-0	0-0	1	0	0	0	0	2
Purdue	0-0	0-0	1-2	1	0	0	1	0	1
at Minnesota	0-3	0-0	0-0	5	0	0	2	0	0
at Ohio State	0-0	0-0	0-0	2	2	0	0	0	0
Michigan State	0-1	0-0	0-0	0	0	0	1	1	0
Illinois	0-0	0-0	0-0	0	0	0	1	1	0
Penn State	0-0	0-0	0-0	1	0	0	1	0	0
at Northwestern	1-2	0-0	0-0	0	0	0	0	0	2
at Iowa	0-0	0-0	0-0	1	0	0	0	0	0
Indiana	1-1	0-0	0-0	0	0	0	2	0	2
Rice	1-1	0-0	0-0	4	0	0	1	0	2
Totals	7-20	0-0	10-16	39	3	6	16	5	24

Hinga (1973) were the first ... born May 25, 1971 in Minneapolis ... parents are Peter and Joy Johnson ... a mechanical engineering major.

Career Highs

Points	9 vs. Navy 12-29-91
Rebounds	9, twice
Assists	2, twice
Blocks	4 vs. Loyola 11-23-91
Steals	2, twice
Minutes	28 vs. Howard 12-21-91


Johnson's Career Statistics

Year	G-GS	MIN	FG	FGA	PCT	3P	3PA	PCT	FT	FTA	PCT	REB	AVG	PF-D	AT	TO	BK	ST	PTS	AVG
90-91	8-0	33	1	2	.500	0	0	—	1	3	.333	8	1.0	7-0	1	3	3	1	3	0.4
91-92	31-26	500	38	70	.543	0	0	—	13	24	.542	98	3.2	74-1	8	17	27	9	89	2.9
92-93	26-0	234	7	20	.350	0	0	—	10	16	.625	39	1.5	28-0	3	6	16	5	24	0.9
Totals	57-26	767	46	92	.500	0	0	—	24	43	.558	145	2.5	109-1	12	26	46	15	116	2.0

Johnson's Big Ten Statistics

Year	G-GS	MIN	FG	FGA	PCT	3P	3PA	PCT	FT	FTA	PCT	REB	AVG	PF-D	AT	TO	BK	ST	PTS	AVG
90-91	3-0	9	1	1	1.000	0	0	—	0	1	.000	2	0.7	1-0	1	1	0	0	2	0.7
91-92	18-13	254	14	27	.519	0	0	—	3	7	.429	35	1.9	44-1	4	6	9	1	31	1.7
92-93	18-0	152	4	14	.286	0	0	—	4	6	.667	18	1.0	20-0	2	1	10	3	12	0.7
Totals	39-13	415	19	42	.452	0	0	—	7	14	.500	55	1.4	65-1	7	8	19	4	45	1.2

4 BRIAN KELLEY **



FORWARD
6-7 240
JUNIOR
DECATUR, GA
(TOWERS)

1992-93 — Started all but two games ... second on team with 4.1 rebounding average ... averaged 5.0 points per game ... led team in rebounding seven times, including career-high 10 at Michigan ... averaged 5.8 rebounds over the last six games ... scored career-high 10 points at Marquette and Purdue ... nine points and eight rebounds in season finale against Rice. **1991-92** — Saw action in 19 games ... averaged 1.6 points and 1.2 rebounds per game ... season-high eight points and four rebounds against Sam Houston State ... four rebounds and season-high 17 minutes against Iowa. **High School** — Averaged 23 points, 10 rebounds, four assists and two steals as a senior ... first-team all-state selection ... DeKalb AAA Player of the Year ... also named Player of the Year by *DeKalb News/Sun* and *DeKalb Extra* ... Rated No. 54 prospect in the country by *Hoop Scoop* magazine ... McDonald's all-America nominee ... played in Georgia North-South and Georgia-Tennessee all-star games ... school's all-time leading scorer with 1,294 points ... led Titans to 21-5 mark and school's first regional title as a junior, averaging 17 points, nine rebounds and four assists per game ... earned four letters in basketball and two each in football and baseball ... earned academic letter and graduated in top 10 percent of his class. **Personal** — First Badger from Georgia since Macon native John Bailey (1979-82) and Sanderville native Dwayne Renfroe (1981-82) ... born Nov.

1992-93

Opponent	FG-A	3P-A	FT-A	RB	AT	TO	BS	ST	PTS
at Loyola	1-3	0-0	0-0	1	1	2	0	0	2
UW-Green Bay*	3-5	0-0	0-1	2	2	1	0	0	6
Bethune-Cook.*	3-7	0-0	0-0	6	1	1	0	0	6
UW-Milwaukee*	1-4	0-0	0-0	3	2	2	0	0	2
Charleston So.*	3-6	0-0	2-2	6	1	1	1	0	8
Detroit Mercy*	3-4	0-0	2-4	5	0	3	0	0	8
Alcorn State*	1-1	0-0	2-2	5	0	2	0	1	4
Fairfield*	3-6	0-0	3-4	4	2	3	1	0	9
at Marquette*	4-8	0-0	2-2	5	2	1	0	1	10
Michigan*	0-4	0-0	1-2	1	0	1	0	0	1
at Purdue*	5-6	0-0	0-0	1	1	2	0	0	10
Minnesota*	1-2	0-0	2-4	6	1	1	0	0	4
Ohio State*	2-6	0-0	4-5	1	0	1	0	1	8
at Michigan St.*	1-1	0-0	0-0	3	2	1	0	0	2
at Illinois*	1-4	0-0	0-0	1	0	0	0	0	2
at Penn State*	2-5	0-0	0-0	2	0	0	0	0	4
Northwestern*	2-6	0-1	5-7	8	0	3	1	2	9
at Michigan*	2-8	0-0	0-0	10	2	2	0	0	4
Purdue*	2-6	0-1	2-2	2	0	2	0	0	6
at Minnesota*	1-3	0-0	0-0	4	0	1	0	0	2
at Ohio State*	3-5	0-0	2-4	2	0	2	0	1	8
Michigan State*	3-7	0-0	0-1	3	1	0	0	0	6
Illinois*	3-7	0-0	1-1	8	1	0	1	1	7
Penn State*	0-3	0-0	2-2	7	1	1	0	0	2
at Northwestern*	0-0	0-0	0-0	3	1	1	1	1	0
at Iowa*	1-4	0-0	0-0	4	0	2	0	0	2
Indiana	0-1	0-0	0-0	5	2	1	0	0	0
Rice*	4-8	0-0	1-2	8	1	1	0	2	9
Totals	55-130	0-2	31-45	116	24	38	5	10	141

* - game started

15, 1972 in Atlanta ... parents are Hubert and Mamie Kelley ... an Afro-American studies major.

Career Highs

Points 10, twice
 Rebounds 10 at Michigan 2-10-93
 Assists 2, seven times
 Blocks 1, five times
 Steals 2, twice
 Minutes 33 vs. Purdue 2-13-93


Kelley's Career Statistics

Year	G-GS	MIN	FG	FGA	PCT	3P	3PA	PCT	FT	FTA	PCT	REB	AVG	PF-D	AT	TO	BK	ST	PTS	AVG
91-92	19-0	108	11	22	.500	1	1	1.000	8	19	.421	22	1.2	15-0	0	10	0	2	31	1.6
92-93	28-26	582	55	130	.423	0	2	.000	31	45	.689	116	4.1	51-0	24	38	5	10	141	5.0
Totals	47-26	690	66	152	.434	1	3	.333	39	64	.609	138	2.9	66-0	24	48	5	12	172	3.7

Kelley's Big Ten Statistics

Year	G-GS	MIN	FG	FGA	PCT	3P	3PA	PCT	FT	FTA	PCT	REB	AVG	PF-D	AT	TO	BK	ST	PTS	AVG
91-92	10-0	54	5	9	.556	1	1	1.000	3	9	.333	7	0.7	9-0	0	4	0	1	14	1.4
92-93	18-17	386	29	78	.372	0	2	.000	19	28	.679	71	3.9	37-0	12	21	3	6	77	4.3
Totals	28-17	440	34	87	.391	1	3	.333	22	37	.595	78	2.8	45-0	12	25	3	7	91	3.3

15 ANDY KILBRIDE **



GUARD
6-3 185
JUNIOR
KANKAKEE, IL
(KANKAKEE)

1992-93 — Named team's Defensive Player of the Year ... played in 27 games, including 22 as a starter ... averaged 6.7 points per game overall and 7.9 in Big Ten play ... led team with .458 mark from three-point range ... second on team with 49 three-point field goals ... scored career-high 23 points in regular-season finale against Indiana ... hit seven of 11 field goal attempts against the Hoosiers, including six of nine three-point tries ... ranked second in Big Ten in three-point accuracy (.493) and fifth in three-point field goals per game (2.00) ... shot better from three-point range than two-point range (.423) ... made only nine two-point field goals ... career-high six assists at Minnesota. **1991-92** — Appeared in 15 games ... averaged 2.1 points per game ... scored season-high eight points against Coastal Carolina. **High School** — Two-time first-team all-SICA South Conference ... McDonald's all-America nominee and honorable mention all-state as a senior ... four-year starter ... averaged 14.8 points per game as a senior, which included 72 three-point field goals ... dished off a school-record 183 assists his senior year ... MVP of Kankakee Holiday Tournament as a senior ... averaged 18 points per game as a junior, when he made a school-record 88 three-point field goals ... set school career records for assists (565) and three-point field goals (204) ... set state record with 10 three-pointers in one game ... earned four letters in basketball and two in track ... state qualifier in 300 hurdles his last two years ... participated in 1991 Prairie State Games and set a record with eight three-point field goals in one game. **Personal** — Born Dec. 27, 1972 in

1992-93

Opponent	FG-A	3P-A	FT-A	RB	AT	TO	BS	ST	PTS
at Loyola*	1-9	1-7	0-0	3	3	2	0	1	3
UW-Green Bay*	0-3	0-3	0-0	1	0	3	0	0	0
Bethune-Cook.	3-11	3-9	0-0	3	1	3	0	0	9
UW-Milwaukee	0-3	0-3	0-0	1	0	1	0	1	0
Charleston So.	0-0	0-0	0-0	0	1	0	0	0	0
Detroit Mercy	5-5	5-5	0-0	1	2	2	0	2	15
Alcorn State	3-4	3-4	0-0	0	3	2	1	1	9
Fairfield*	1-1	1-1	0-0	0	0	0	0	0	3
at Marquette*	1-2	1-2	2-2	1	2	2	0	1	5
Michigan*	1-4	1-4	0-0	1	0	1	0	1	3
at Purdue*	4-5	3-4	1-2	1	2	2	0	2	12
Minnesota*	1-6	1-3	2-4	1	2	3	0	2	5
Ohio State*	3-6	3-5	0-0	0	1	6	0	1	9
at Michigan St.*	2-6	1-4	0-0	0	0	1	0	2	5
at Illinois*	2-7	0-4	0-0	2	1	1	0	1	4
at Penn State*	3-4	3-4	2-2	2	0	4	0	1	11
Northwestern*	4-6	3-5	0-0	0	3	1	0	0	11
Purdue*	1-6	1-2	0-0	1	2	2	0	0	3
at Minnesota*	1-7	0-4	4-4	4	6	1	0	0	6
at Ohio State*	1-3	1-2	0-0	2	0	5	0	1	3
Michigan State*	3-3	2-2	0-1	1	1	1	0	3	8
Illinois*	2-4	2-4	2-2	0	0	3	0	1	8
Penn State*	1-3	1-3	0-0	0	0	0	0	0	3
at Northwestern*	5-7	4-6	0-0	0	1	2	0	3	14
at Iowa*	2-6	2-4	0-0	5	2	2	0	0	6
Indiana*	7-11	6-9	3-3	4	2	2	0	0	23
Rice*	1-5	1-4	0-0	0	2	0	0	1	3
Totals	58-137	49-107	16-20	34	37	52	1	25	181

* - game started

Kankakee ... parents are Gerry and Judy Kilbride ... his uncle, Joe Romary, attended Wisconsin and was a roommate and baseball teammate of current Badger Director of Athletics Pat Richter ... nickname is "Killer" ... a political science major.

Career Highs

Points 23 vs. Indiana 3-14-93
 Rebounds 5 at Iowa 3-10-93
 Assists 6 at Minnesota 2-18-93
 Blocks 1 vs. Alcorn State 12-29-93
 Steals 3, twice
 Minutes 31 vs. Indiana 3-14-93


Kilbride's Career Statistics

Year	G-GS	MIN	FG	FGA	PCT	3P	3PA	PCT	FT	FTA	PCT	REB	AVG	PF-D	AT	TO	BK	ST	PTS	AVG
91-92	15-0	96	6	23	.261	5	16	.313	14	17	.824	4	0.3	14-0	4	13	0	2	31	2.1
92-93	27-22	579	58	137	.423	49	107	.458	16	20	.800	34	1.3	67-0	37	52	1	25	181	6.7
Totals	42-22	675	64	160	.400	54	123	.439	30	37	.810	38	0.9	81-0	41	65	1	27	212	5.0

Kilbride's Big Ten Statistics

Year	G-GS	MIN	FG	FGA	PCT	3P	3PA	PCT	FT	FTA	PCT	REB	AVG	PF-D	AT	TO	BK	ST	PTS	AVG
91-92	8-0	41	1	10	.100	1	7	.143	5	6	.833	1	0.1	4-0	0	5	0	1	8	1.0
92-93	17-17	403	43	94	.457	34	69	.493	14	18	.778	24	1.4	49-0	23	37	0	18	134	7.9
Totals	25-17	444	44	104	.423	35	76	.461	19	24	.792	25	1.0	53-0	23	42	0	19	142	5.7

22 OTTO McDUFFIE *



FORWARD
6-5 200
SOPHOMORE
MILWAUKEE, WI
(RUFUS KING)

1992-93 — Appeared in 25 games ... averaged 1.4 points and 1.4 rebounds per game ... scored season-high seven points against Charleston Southern ... six points and season-high 10 rebounds against Bethune-Cookman. **High School** — Recipient of 1992 Converse all-America award as the outstanding player in Wisconsin ... averaged 16 points and nine rebounds as a senior ... unanimous first-team all-state selection and City Conference Player of the Year his final season ... helped lead Rufus King to Division 1 state title in 1991 and to second-place finish in 1992 ... Generals had won 36 consecutive games and were ranked 11th in the nation by *USA Today* before losing to Madison West (77-63) in 1992 state championship game ... King finished the season with a 26-1 mark ... averaged 18 points and nine rebounds and was second-team all-state as a junior, when he helped lead King to 22-3 record and state championship. **Personal** — Born April 1, 1974 in Minneapolis ... parents are Otto and Pamela McDuffie ... an agricultural economics major.

1992-93

Opponent	FG-A	3P-A	FT-A	RB	AT	TO	BS	ST	PTS
at Loyola	2-4	0-0	1-4	9	0	3	0	0	5
UW-Green Bay	1-2	0-0	0-0	1	0	0	0	0	2
Bethune-Cook.	3-7	0-0	0-0	10	0	1	1	0	6
UW-Milwaukee	1-2	0-0	0-0	1	0	1	0	0	2
Charleston So.	3-7	0-0	1-2	4	0	0	0	0	7
Detroit Mercy	0-1	0-0	0-2	0	0	2	0	0	0
Alcorn State	2-3	0-0	1-2	1	0	1	0	1	5
Fairfield	1-4	0-0	1-2	0	0	2	0	0	3
at Marquette	0-0	0-0	0-0	0	0	1	0	0	0
Michigan	1-2	0-0	0-0	1	0	1	0	0	2
Minnesota	0-1	0-0	0-0	2	3	1	0	1	0
Ohio State	0-0	0-0	0-0	0	0	0	0	0	0
at Michigan St.	0-0	0-0	0-0	0	0	0	0	0	0
at Illinois	0-0	0-0	0-0	0	0	0	0	0	0
at Penn State	1-1	0-0	0-0	2	0	0	0	0	2
Northwestern	0-0	0-0	1-2	1	0	0	0	0	1
at Michigan	0-0	0-0	0-0	0	0	0	0	0	0
Purdue	0-0	0-0	0-0	0	0	0	0	0	0
at Minnesota	0-0	0-0	0-0	0	0	0	0	0	0
at Ohio State	0-0	0-0	0-0	0	0	0	0	0	0
Illinois	0-0	0-0	0-0	0	0	0	0	0	0
at Northwestern	0-1	0-0	0-0	2	0	1	0	0	0
at Iowa	0-1	0-0	0-0	0	0	0	0	0	0
Indiana	0-0	0-0	0-0	0	0	1	0	0	0
Rice	0-0	0-0	0-0	0	0	0	0	0	0
Totals	15-36	0-0	5-14	34	3	15	1	2	35

Career Highs

Points 7 vs. Charleston Southern 12-14-92
 Rebounds 10 vs. Bethune-Cookman 12-8-92
 Assists 3 vs. Minnesota 1-16-93
 Blocks 1 vs. Bethune-Cookman 12-8-92
 Steals 1, twice
 Minutes 15 vs. UW-Green Bay 12-5-92


McDuffie's Career Statistics

Year	G-GS	MIN	FG	FGA	PCT	3P	3PA	PCT	FT	FTA	PCT	REB	AVG	PF-D	AT	TO	BK	ST	PTS	AVG
92-93	25-0	123	15	36	.417	0	0	--	5	14	.357	34	1.4	22-0	3	15	1	2	35	1.4

McDuffie's Big Ten Statistics

Year	G-GS	MIN	FG	FGA	PCT	3P	3PA	PCT	FT	FTA	PCT	REB	AVG	PF-D	AT	TO	BK	ST	PTS	AVG
92-93	15-0	37	2	6	.333	0	0	--	1	2	.500	8	0.5	7-0	3	4	0	1	5	0.3

34 HOWARD MOORE *



FORWARD
6-6 200
JUNIOR
CHICAGO, IL
(TAFT)

1992-93

Opponent	FG-A	3P-A	FT-A	RB	AT	TO	BS	ST	PTS
at Loyola	0-0	0-0	0-0	0	0	0	0	0	0
Bethune-Cook.	2-2	0-0	0-0	1	0	2	0	1	4
Charleston So.	0-2	0-0	2-2	4	0	0	0	1	2
Detroit Mercy	0-0	0-0	0-0	0	0	0	0	0	0
Alcorn State	2-3	0-0	0-0	2	0	0	0	0	4
Ohio State	0-0	0-0	0-0	0	0	0	0	0	0
at Michigan	0-0	0-0	0-0	0	0	0	0	0	0
at Ohio State	0-0	0-0	0-0	1	0	0	0	0	0
at Iowa	0-1	0-0	0-0	1	0	2	0	0	0
Totals	4-8	0-0	2-2	9	0	4	0	2	10

General — Recipient of 1993 Student Athletic Leadership Award presented by African-American Alumni Association. **1992-93** — Saw action in four games ... scored career-high four points against Bethune-Cookman and Alcorn State ... grabbed season-high four rebounds against Charleston Southern. **1991-92** — Appeared in five games ... averaged 1.8 points and 2.4 rebounds ... scored season-high three points in win over Navy ... career-high five rebounds against Central Connecticut. **1990-91** — Redshirted. **High School** — Honorable mention all-Chicago area ... averaged 14 points, 12 rebounds and three blocked shots per game as a senior ... helped Eagles reach the Final Eight of city

playoffs ... received team's Most Improved Player Award two straight years. **Personal** — Born Sept. 9, 1972 in Chicago ... parents are Howard Sr. and Trennis Moore ... nicknamed "Duck" ... an Afro-American studies major.

Career Highs

Points 4, twice
 Rebounds 5 vs. Central Connecticut State 12-5-91
 Assists 1 vs. Coastal Carolina 12-7-91
 Blocks 1, twice
 Steals 1, three times
 Minutes 7 vs. Bethune-Cookman 12-8-92


Moore's Career Statistics

Year	G-GS	MIN	FG	FGA	PCT	3P	3PA	PCT	FT	FTA	PCT	REB	AVG	PF-D	AT	TO	BK	ST	PTS	AVG
91-92	5-0	26	3	8	.375	0	0	—	3	6	.500	12	2.4	5-0	1	2	2	1	9	1.8
92-93	9-0	26	4	8	.500	0	0	—	2	2	1.000	9	1.0	0-0	0	4	0	2	10	1.1
Totals	14-0	52	7	16	.438	0	0	—	5	8	.625	21	1.5	5-0	1	6	2	3	19	1.4

Moore's Big Ten Statistics

Year	G-GS	MIN	FG	FGA	PCT	3P	3PA	PCT	FT	FTA	PCT	REB	AVG	PF-D	AT	TO	BK	ST	PTS	AVG
91-92	0-0	0	0	0	—	0	0	—	0	0	—	0	0.0	0-0	0	0	0	0	0	0.0
92-93	4-0	8	0	1	.000	0	0	—	0	0	—	2	0.5	0-0	0	2	0	0	0	0.0
Totals	4-0	8	0	1	.000	0	0	—	0	0	—	2	0.5	0-0	0	2	0	0	0	0.0

43 JEFF PETERSEN **



CENTER
6-10 225
SENIOR
MEQUON, WI
(HOMESTEAD)

General — Member of Big Ten all-star squad that played in Germany and Belgium this summer. **1992-93** — Academic all-Big Ten ... appeared in 27 games, including six as a starter ... averaged 5.3 points and 1.6 rebounds per game ... registered .624 field goal percentage overall and .636 mark in Big Ten action ... scored season-high 15 points at Northwestern ... averaged 9.5 points over last four games, including 12 in season finale against Rice ... played career-high 30 minutes in season opener at Loyola. **1991-92** — Saw action in 28 games, including seven starting assignments ... averaged 5.0 points and 2.7 rebounds per game ... fourth on team with 22 blocked shots ... registered .535 field goal percentage ... career-high 16 points in win over Sam Houston State, when he connected on eight of 10 free throws ... career-high eight rebounds and four blocked shots in win over Southeast Missouri State. **1990-91** — Sat out after transferring from Marshall University. **At Marshall** — Appeared in 28 games, including three as a starter ... averaged 2.3 points and 1.6 rebounds per game ... third on squad with nine blocks. **High School** — Honorable mention McDonald's all-American ... all-Ozaukee County ... averaged 15.6 points and 8.7 rebounds per game as a senior ... shot 54 percent from the field ... National Honor Society member. **Personal** — Born Jan. 25, 1971 in Madison ... parents are Ken and Kathie Petersen ... mother, father and brother all attended Wisconsin ... nickname is "Pete" ... a business marketing and management major.

1992-93										
Opponent	FG-A	3P-A	FT-A	RB	AT	TO	BS	ST	PTS	
at Loyola*	5-9	0-0	2-2	5	1	2	1	1	12	
UW-Green Bay*	1-2	0-0	0-0	2	0	2	0	1	2	
Bethune-Cook.*	3-5	0-0	0-0	3	0	1	1	2	6	
UW-Milwaukee*	6-7	0-0	2-3	4	0	0	0	0	14	
Charleston So.*	0-3	0-0	5-8	2	0	0	0	1	5	
Detroit Mercy*	2-4	0-0	0-1	4	0	1	0	0	4	
Alcorn State	0-0	0-0	0-0	0	0	2	0	0	0	
Fairfield	1-1	0-0	1-2	2	0	1	0	0	3	
at Marquette	0-0	0-0	0-0	0	0	0	0	0	0	
Michigan	3-6	0-0	2-2	0	0	0	0	0	8	
at Purdue	0-0	0-0	0-0	1	0	1	0	0	0	
Minnesota	2-2	0-0	2-2	1	0	0	0	0	6	
Ohio State	3-4	0-0	2-2	2	0	0	0	1	8	
at Michigan St.	0-1	0-0	0-0	4	0	2	0	1	0	
at Illinois	4-8	0-0	4-4	2	0	2	0	0	12	
at Penn State	2-2	0-0	0-0	2	0	2	0	1	4	
Northwestern	2-2	0-0	0-0	1	0	0	0	0	4	
at Michigan	3-3	0-0	0-0	2	0	5	0	1	6	
Purdue	0-1	0-0	0-0	0	0	0	0	0	0	
at Minnesota	0-1	0-0	0-0	0	0	1	0	0	0	
Michigan State	0-2	0-0	2-2	1	0	0	0	0	2	
Illinois	2-2	0-0	1-1	0	0	3	0	0	5	
Penn State	2-3	0-0	0-0	0	0	0	0	0	4	
at Northwestern	7-8	0-0	1-2	1	0	0	1	1	15	
at Iowa	2-4	0-0	1-2	3	0	0	0	0	5	
Indiana	3-6	0-0	0-2	1	0	0	1	1	6	
Rice	5-7	0-0	2-4	1	0	1	0	0	12	
Totals	58-93	0-0	27-39	44	1	26	4	11	143	

* - game started

sin ... nickname is "Pete" ... a business marketing and management major.


Career Highs

Points	16 vs. Sam Houston State 12-13-91
Rebounds	8 vs. SE Missouri State 11-25-91
Assists	1, five times
Blocks	4 vs. SE Missouri State 11-25-91
Steals	2 vs. Bethune-Cookman 12-8-92
Minutes	30 at Loyola 12-1-92

Petersen's Career Statistics																				
Year	G-GS	MIN	FG	FGA	PCT	3P	3PA	PCT	FT	FTA	PCT	REB	AVG	PF-D	AT	TO	BK	ST	PTS	AVG
91-92	28-7	406	53	99	.535	0	0	—	34	52	.654	75	2.7	49-1	4	17	22	7	140	5.0
92-93	27-6	302	58	93	.624	0	0	—	27	39	.692	44	1.6	49-0	1	26	4	11	143	5.3
Totals	55-13	708	111	192	.578	0	0	—	61	91	.670	119	2.2	98-1	5	43	26	18	283	5.1

Petersen's Big Ten Statistics																				
Year	G-GS	MIN	FG	FGA	PCT	3P	3PA	PCT	FT	FTA	PCT	REB	AVG	PF-D	AT	TO	BK	ST	PTS	AVG
91-92	16-6	235	30	62	.484	0	0	—	10	18	.556	38	2.4	28-1	2	9	9	5	70	4.4
92-93	17-0	175	35	55	.636	0	0	—	15	19	.789	21	1.2	35-0	0	16	2	6	85	5.0
Totals	33-6	410	65	117	.556	0	0	—	25	37	.676	59	1.8	63-1	2	25	11	11	155	4.7

55 GREG TIMMERMAN *



CENTER
6-9 220
SOPHOMORE
DICKEYVILLE, WI
(CUBA CITY)

1992-93

Opponent	FG-A	3P-A	FT-A	RB	AT	TO	BS	ST	PTS
Bethune-Cook.	0-2	0-0	0-2	2	0	0	0	0	0
Charleston So.	0-2	0-0	1-2	1	1	0	0	1	1
Alcorn State	0-0	0-0	0-0	1	1	0	0	0	0
Totals	0-4	0-0	1-4	4	2	0	0	1	1

1992-93 — Appeared in three games ... scored his only point of the season against Charleston Southern ... grabbed two rebounds against Bethune-Cookman. **High School** — Averaged 21 points, 12 rebounds and four blocked shots as a senior ... named 1992 Mr. Basketball by state coaches association ... third-team all-state pick as a senior ... averaged 24 points and 12 rebounds as a junior and led Cuba City to Division 3 state championship ... fourth-team all-state as a junior ... helped guide Cubans to four consecutive South-west Wisconsin Athletic League Division 2 titles ... two-time

all-conference selection ... league MVP his final two seasons ... Cuba City posted 45-1 mark in the SWAL 2 and 92-13 overall record during his career ... also earned four letters in baseball. **Personal** — Born Dec. 20, 1973 in Cuba City ... parents are Tony and Marie Timmerman ... an agricultural economics major.

Career Highs

Points 1 vs. Charleston Southern 12-14-92
 Rebounds 2 vs. Bethune-Cookman 12-8-92
 Assists 1, twice
 Blocks 0
 Steals 1 vs. Charleston Southern 12-14-92
 Minutes 4 vs. Bethune-Cookman 12-8-92


Timmerman's Career Statistics

Year	G-GS	MIN	FG	FGA	PCT	3P	3PA	PCT	FT	FTA	PCT	REB	AVG	PF-D	AT	TO	BK	ST	PTS	AVG
92-93	3-0	9	0	4	.000	0	0	--	1	4	.250	4	1.3	0-0	2	0	0	1	1	0.3

Timmerman's Big Ten Statistics

Year	G-GS	MIN	FG	FGA	PCT	3P	3PA	PCT	FT	FTA	PCT	REB	AVG	PF-D	AT	TO	BK	ST	PTS	AVG
92-93	0-0	0	0	0	--	0	0	--	0	0	--	0	0-0	0-0	0	0	0	0	0	0.0

11 TRACY WEBSTER **



GUARD
6-0 185
SENIOR
HARVEY, IL
(THORNTON TOWNSHIP)

General — Listed No. 9 among 15 all-America point guards in the 1993-94 *NCAA Basketball Preview Magazine* ... ranks third in UW history in career assists (330), three-point field goals (120) and steals (114) ... needs 68 points to reach 1,000-point plateau, 59 assists to pass Mike Heineman (388) as career assists leader and 37 steals to pass Trent Jackson (151) as all-time steals leader ... has started every game of his UW career (59) ... participated in 1993 USA Basketball National Team Trials in Chicago in May ... one of 60 college players invited to the trials. **1992-93** — Third-team all-Big Ten by coaches and media ... honorable mention all-Midwest by *Basketball Weekly* ... team captain ... set school single-season records for assists (179) and steals (66) ... led Big Ten (conference games only) in assists (6.3) and steals (2.6) and was second in free throw percentage (.855) ... only player in Big Ten to lead in two statistical categories ... led team in assists (6.4), free throw accuracy (.809) and steals (2.4) and was second in scoring (14.1) and fourth in three-pointers (45) ... team's third-leading rebounder in Big Ten play (3.8) ... scored in double figures in 20 games, including season-high 27 in win over Northwestern ... made all 10 free throws and had 10 assists against the Wildcats ... also had 10 assists in win over Detroit Mercy ... scored game-winning field goal with 47 seconds left and added a free throw with 0.7 seconds left in 65-62 win over Michigan State ... had 13 points, six rebounds, six steals, seven assists and one turnover in win over Illinois ... had 47 assists and 10 turnovers over last five games, a ratio of nearly 5 to 1. **1991-92** — Second-team all-Big Ten by coaches and media ... earned team MVP and free throw awards ... co-captain ... only Badger to start all 31 games ... led Badgers in scoring (17.3),

1992-93										
Opponent	FG-A	3P-A	FT-A	RB	AT	TO	BS	ST	PTS	
at Loyola*	9-21	2-4	1-2	5	4	5	0	1	21	
UW-Green Bay*	5-10	2-4	4-5	2	8	4	0	6	16	
Bethune-Cook.*	2-6	0-1	0-0	2	7	1	0	2	4	
UW-Milwaukee*	3-14	2-10	0-0	1	4	4	0	1	8	
Charleston So.*	4-8	0-3	1-3	3	8	1	0	4	9	
Detroit Mercy*	8-14	4-8	2-2	1	10	0	0	2	22	
Alcorn State*	6-14	5-8	0-0	4	9	6	0	1	17	
Fairfield*	4-10	0-3	4-5	2	6	2	0	1	12	
at Marquette*	6-13	3-6	0-0	3	5	2	0	2	15	
Michigan*	9-20	3-9	4-4	2	5	4	0	2	25	
at Purdue*	7-16	1-3	5-6	5	3	7	0	1	20	
Minnesota*	6-13	3-5	6-9	3	5	1	0	2	21	
Ohio State*	2-7	1-3	3-3	2	6	2	0	2	8	
at Michigan St.*	3-11	1-5	0-0	4	4	1	0	1	7	
at Illinois*	5-15	1-6	0-0	4	8	1	0	2	11	
at Penn State*	4-18	1-7	4-4	7	8	2	1	5	13	
Northwestern*	7-16	3-9	10-10	1	10	5	0	4	27	
at Michigan*	4-14	2-6	0-0	2	4	6	0	1	10	
Purdue*	5-11	0-0	6-6	3	7	7	0	3	16	
at Minnesota*	5-15	2-7	3-4	7	4	3	0	1	15	
at Ohio State*	6-13	1-2	4-4	3	7	6	0	2	17	
Michigan State*	3-10	0-3	1-3	4	6	1	0	2	7	
Illinois*	3-13	0-3	7-10	6	7	3	1	6	13	
Penn State*	6-14	2-6	0-0	4	6	0	0	3	14	
at Northwestern*	6-14	1-5	4-4	7	8	3	0	2	17	
at Iowa*	2-8	0-1	2-2	1	7	1	0	6	6	
Indiana*	6-11	3-4	0-0	3	9	1	0	1	15	
Rice*	3-5	2-3	1-3	5	4	1	0	0	9	
Totals	139-354	45-134	72-89	96	179	80	2	66	395	

* - game started

assists (4.9), steals (1.5), minutes (34.7), three-point shooting (75-153, .490) and free throw percentage (.783) ... became first Badger since Wes Matthews (1980) to lead the team in scoring, assists and steals ... set sophomore scoring record with 537 points, breaking previous mark of 511 by Cory Blackwell (1983) ... became first first-year player to lead Badgers in scoring since Brad Sellers (1982) ... set school season records for assists (151), three-point field goals (75) and three-point field goal percentage (.490) and tied records for games played (31) and games started (31) ... tied school record for single-game assists with 13 in win over Michigan ... ranked in five of nine Big Ten statistical categories for conference games only ... was first in free throw percentage (.868) and three-point field goals per game (2.90), tied for second in three-point percentage (.500), tied for fourth in assists (4.4) and sixth in scoring (17.2) ... ranked eighth in the

Webster's Career Statistics																				
Year	G-GS	MIN	FG	FGA	PCT	3P	3PA	PCT	FT	FTA	PCT	REB	AVG	PF-D	AT	TO	BK	ST	PTS	AVG
91-92	31-31	1077	186	419	.444	75	153	.490	90	115	.783	116	3.7	65-1	151	111	6	48	537	17.3
92-93	28-28	969	139	354	.393	45	134	.336	72	89	.809	96	3.4	60-0	179	80	2	66	395	14.1
Totals	59-59	2046	325	773	.420	120	287	.418	162	204	.794	212	3.6	125-1	330	191	8	114	932	15.8


Webster's Big Ten Statistics																				
Year	G-GS	MIN	FG	FGA	PCT	3P	3PA	PCT	FT	FTA	PCT	REB	AVG	PF-D	AT	TO	BK	ST	PTS	AVG
91-92	18-18	650	105	244	.430	53	106	.500	46	53	.868	73	4.1	42-1	80	59	2	22	309	17.2
92-93	18-18	646	89	239	.372	25	84	.298	59	69	.855	68	3.8	42-0	114	54	2	46	262	14.6
Totals	36-36	1296	194	483	.402	78	190	.411	105	122	.861	141	3.9	84-1	194	113	4	68	571	15.9

nation in three-point field goal percentage ... shot better from three-point range (.490) than two-point range (.444) ... second on squad with 4.1 rebounding average in Big Ten play ... scored in double figures in 29 of 31 games and led team in scoring 21 times ... scored 20 points or more 12 times ... scored season-high 36 points in overtime win over Southeast Missouri State, including game-tying three-pointer with eight seconds left in regulation ... scored 10 of Badgers' 15 points in the overtime period ... the 36-point effort matched the sixth-highest single-game total in school history ... tallied 33 points in win over Illinois, hitting 11 of 14 field goals, five of six three-pointers and six of seven free throws ... also had 10 assists against the Fighting Illini ... sank a 63-foot shot at the buzzer to give Badgers a 39-36 halftime lead at Ohio State. **1990-91** — Did not participate. **High School** — Two-time all-state selection ... four-time first-team all-SICA East Conference pick ... Thornton Township's all-time leader in points (2,021) and assists (948) ... his 948 career assist total ranks first in state history, 144 ahead of No. 2 player ... averaged 18.1 points and 14 assists


per game as a senior in leading squad to 23-5 mark ... led state in steals and assists as a senior ... ranked as one of the top five point guards in the country as a high school senior according to recruiting experts. **Personal** — Born April 7, 1971 in Harvey, Ill. ... parents are Thomas and Norma Webster ... toured Scandinavia with Big Ten all-star team in 1991 ... led Prairie State Games team to 1991 championship ... named in 1992 as sixth-best prep point guard ever in Chicago area by *Chicago Sun-Times*, behind Isiah Thomas, Glenn Rivers, Tim Hardaway, Paxton Lumpkin and Rickey Green ... an Afro-American studies major.

Career Highs


Points	36 vs. SE Missouri 11-25-91
Rebounds	9, three times
Assists	13 vs. Michigan 2-26-92
Blocks	2 vs. Central Connecticut 12-5-91
Steals	6, three times
Minutes	46 vs. Purdue 2-13-93 (2OT)



WALK-ONS & NEWCOMERS



12
CHRIS CONGER
GUARD
6-3 180 SR.
GREEN BAY, WI
(SOUTHWEST)



54
RASHARD GRIFFITH
CENTER
6-11 265 FR.
CHICAGO, IL
(MARTIN LUTHER KING)

General — Walk-on ... joined team in November of 1992 following open tryout. **1992-93** — Academic all-Big Ten ... appeared in 13 games ... averaged 1.4 points per game ... scored season-high six points against Alcorn State ... hit key three-point field goal in win over UW-Green Bay ... played season-high 22 minutes against Fairfield. **High School** — Averaged eight points per games as a senior ... earned two letters each in basketball and tennis. **Personal** — Born April 8, 1972 in Menomonee Falls, Wis. ... parents are Michael and Jean Conger ... an engineering mechanics major.


Career Highs

Points 6 vs. Alcorn State 12-29-92
Rebounds 2, three times
Assists 2, twice
Blocks 0
Steals 1, twice
Minutes 22 vs. Fairfield 12-31-92


1992-93

Opponent	FG-A	3P-A	FT-A	RB	AT	TO	BS	ST	PTS
UW-Green Bay	1-1	1-1	0-0	0	0	0	0	0	3
Bethune-Cook.	0-0	0-0	0-0	0	0	2	0	1	0
Charleston So.	1-3	1-3	0-0	2	1	0	0	0	3
Detroit Mercy	0-0	0-0	0-0	0	0	0	0	0	0
Alcorn State	2-6	2-5	0-0	2	1	2	0	1	6
Fairfield	1-3	1-3	0-0	1	0	2	0	0	3
Ohio State	0-0	0-0	0-0	0	1	0	0	0	0
at Illinois	0-0	0-0	0-0	0	0	1	0	0	0
Northwestern	0-3	0-2	0-0	0	0	1	0	0	0
at Michigan	1-4	1-3	0-0	0	2	2	0	0	3
at Ohio State	0-0	0-0	0-0	0	2	0	0	0	0
Penn State	0-0	0-0	0-0	0	0	0	0	0	0
at Iowa	0-0	0-0	0-0	2	0	1	0	0	0
Totals	6-20	6-17	0-0	7	7	11	0	2	18

High School — Second-team all-USA selection by *USA Today* ... second-team *Parade* all-American ... McDonald's all-American ... ranked as the No. 2 center in the nation by most recruiting analysts ... listed No. 5 on *Basketball America's* Super 64 College Prospects ... named 1993 Mr. Basketball of Illinois ... joined former King stars Jamie Brandon and Marcus Liberty as recent Mr. Basketball winners ... *Chicago Sun-Times* Player of the Year ... first-team all-state selection by *Chicago Sun-Times* and *Chicago Tribune* ... averaged 22 points, 14 rebounds and seven blocked shots as a senior and led King to second Class AA state title ... shot 58 percent from the field and 74 percent from the free throw line ... team posted 32-0 record and finished second in *USA Today* final poll ... co-MVP of Magic Johnson Roundball Classic in Detroit in April after registering 19 points and nine rebounds in West All-Stars' 131-95 win ... also participated in Nike/*Chicago Sun-Times* all-star game in Chicago in April ... averaged 22 points, 14 rebounds and 5.5 blocked shots as a junior, when Jaguars posted 28-2 mark ... *Street & Smith's* first-team all-American ... first-team all-state ... averaged 20 points and 10 rebounds as a sophomore, when Jaguars lost in Public League semifinals ... started as a freshman and helped lead King to a 32-0 record, the state championship and the mythical national title ... King was 117-4 (.967) during Griffith's four seasons ... teammate of 7-4 Pittsburgh recruit Thomas Hamilton. **Personal** — Didn't play basketball until the seventh grade ... weighed 11 pounds, 11 ounces and was 27 inches at birth and grew to 6-5 in the sixth grade, 6-7 in the seventh grade and 6-10 in eighth grade ... heaviest player in Wisconsin history ... born October 8, 1974 in Chicago ... parents are Clinton and Elaine Griffith ... enrolled in College of Letters and Science.



10
DARNELL HOSKINS
GUARD
6-0 165 FR.
DAYTON, OH
(CHAMINADE-JULIENNE)



5
JALIL ROBERTS
GUARD/FORWARD
6-4 185 FR.
JERSEY CITY, NJ
(ST. ANTHONY'S)

High School — Honorable mention all-USA by *USA Today* as a senior ... first-team all-state, Greater Catholic League Player of the Year and Southwest Ohio Player of the Year ... captain and team MVP ... led team in scoring (21.2), three-point shooting (.3592, .380), free throw shooting (.8151, .834) and assists (4.9) ... led Greater Catholic League in scoring ... scored 40 points against Hamilton Badin the day after breaking a bone in his shooting hand ... made four consecutive three-pointers in 40 seconds to rally team from a 12-point deficit against Toledo St. John's ... Chaminade-Julienne posted 18-7 record, won second straight league championship and advanced to regional final ... participated in Coca-Cola all-star game at Bloomington, Ind., and was coached by actor Nick Nolte ... selected to 24-member Ohio North-South all-star game and 10-member Ohio all-star team that competed in Ohio-Michigan series ... ranked as one of the top 10 prep point guards in the nation by recruiting analyst Dave Kaplan ... averaged 20 points and 4.5 assists as a junior, when Eagles were 17-6 ... second-team all-state and first-team all-Southwest Ohio as a junior ... helped lead team to 22-5 mark and Division 2 title game as a sophomore. **Personal** — First recruit of Stu Jackson era ... first Wisconsin player from Ohio since Brecksville native Scott Roth (1982-85) ... born October 7, 1974 in Dayton ... parents are Alfred and Carolyn Hoskins ... enrolled in College of Letters and Science.

High School — Honorable mention all-USA by *USA Today* as a senior ... first-team all-state ... selected to Madison Square Garden Network metropolitan all-star team, comprised of top preps from New York, New Jersey and Connecticut ... averaged 17.5 points, 5.5 rebounds and 3.0 steals per game as a senior ... concluded his career with 1,047 points ... ranks third in St. Anthony's history with 85 three-pointers, trailing only Danny and Bobby Hurley ... team posted 28-1 record and finished No. 4 in *USA Today* final poll his senior season ... MVP of Skyline Tournament in Jersey City, Above the Rim Hoopwear Classic in San Diego and Reebok Charm City Classic in Baltimore during senior campaign ... participated in Nike/*Chicago Sun-Times* all-star game in Chicago and Asics Roundball Classic in Pittsburgh following senior season ... inaugural recipient of Bobby Hurley Student-Athlete Award, presented to top student-basketball player among Jersey City's 12 high schools ... inducted into National Honor Society as a senior ... averaged 18.5 points, eight rebounds, three assists and two steals per game as a junior ... led team with 50 three-pointers ... Friars were 28-2 and finished ninth in final *USA Today* poll his junior season ... parochial all-state selection ... helped lead squad to 30-1 record, state championship and No. 2 national ranking as a sophomore ... was a reserve on Friars' 28-4 state championship team his freshman season ... St. Anthony's was 114-8 (.934) during Roberts' four seasons ... coached by Bob Hurley Sr. ... first of Hurley's players to attend a Big Ten university and third to attend a Midwest school ... others were Notre Dame's David Rivers and Marquette's Mandy Johnson ... graduated in same class with Roshown McLeod (St. John's), Halim Abdullah (Northeastern) and Jamar Curry (Oregon) ... was also a teammate of Danny Hurley (Seton Hall) and Roderick Rhodes (Kentucky). **Personal** — First-ever Badger basketball player from New Jersey ... born January 19, 1975 in Newark, N.J. ... parents are Morris and Marie Banks ... enrolled in College of Letters and Science.

BADGERS VS. BIG TEN

Chris Conger

Opponent	G-GS	MIN	FG-A	PCT	3P-A	PCT	FT-A	PCT	REB	AVG	PF-D	AT	TO	BK	ST	PTS	AVG
Illinois	1-0	4	0-0	—	0-0	—	0-0	—	0	0.0	2-0	0	1	0	0	0	0.0
Indiana	—	—	—	—	—	—	—	—	—	—	—	—	—	—	—	—	—
Iowa	1-0	2	0-0	—	0-0	—	0-0	—	2	2.0	1-0	0	1	0	0	0	0.0
Michigan	1-0	15	1-4	.250	1-3	.333	0-0	—	0	0.0	0-0	2	2	0	0	3	3.0
Michigan State	—	—	—	—	—	—	—	—	—	—	—	—	—	—	—	—	—
Minnesota	—	—	—	—	—	—	—	—	—	—	—	—	—	—	—	—	—
Northwestern	1-0	6	0-3	.000	0-2	.000	0-0	—	0	0.0	1-0	0	1	0	0	0	0.0
Ohio State	2-0	4	0-0	—	0-0	—	0-0	—	0	0.0	2-0	3	0	0	0	0	0.0
Penn State	1-0	5	0-0	—	0-0	—	0-0	—	0	0.0	0-0	0	0	0	0	0	0.0
Purdue	—	—	—	—	—	—	—	—	—	—	—	—	—	—	—	—	—

Michael Finley

Opponent	G-GS	MIN	FG-A	PCT	3P-A	PCT	FT-A	PCT	REB	AVG	PF-D	AT	TO	BK	ST	PTS	AVG
Illinois	4-4	145	31-65	.477	8-19	.421	17-25	.680	29	7.3	15-1	8	10	1	2	87	21.8
Indiana	3-3	111	19-44	.432	5-12	.417	6-8	.750	15	5.0	11-1	7	7	4	3	49	16.3
Iowa	3-3	104	19-44	.432	4-16	.250	16-17	.941	22	7.3	7-0	11	10	5	5	58	19.3
Michigan	4-4	144	32-65	.492	9-26	.346	20-25	.800	33	8.3	12-0	14	16	2	4	93	23.3
Michigan State	4-4	141	27-65	.415	6-22	.273	14-19	.737	19	4.8	7-0	11	7	3	5	74	18.5
Minnesota	4-4	140	22-49	.449	10-24	.417	17-23	.739	17	4.3	13-1	10	13	3	3	71	17.8
Northwestern	4-4	108	18-50	.360	9-23	.391	6-7	.857	20	5.0	10-1	13	6	6	3	51	12.8
Ohio State	4-4	141	24-54	.444	5-15	.333	19-23	.826	22	5.5	11-1	10	13	2	5	72	18.0
Penn State	2-2	61	13-33	.394	3-8	.375	9-12	.750	14	7.0	5-0	5	0	1	0	38	19.0
Purdue	4-4	155	19-48	.396	5-12	.417	21-29	.724	16	4.0	13-0	18	9	1	17	64	16.0

Jason Johnsen

Opponent	G-GS	MIN	FG-A	PCT	3P-A	PCT	FT-A	PCT	REB	AVG	PF-D	AT	TO	BK	ST	PTS	AVG
Illinois	4-0	51	3-12	.250	2-7	.286	0-0	—	4	1.0	5-0	1	1	0	0	8	2.0
Indiana	2-0	12	0-2	.000	0-2	.000	0-0	—	1	0.5	1-0	1	1	0	0	0	0.0
Iowa	2-0	24	4-9	.444	4-6	.667	0-0	—	3	1.5	1-0	1	1	1	0	12	6.0
Michigan	3-1	49	5-14	.357	4-12	.333	0-3	.000	6	2.0	1-0	2	5	0	0	14	4.7
Michigan State	5-0	50	6-21	.286	5-11	.455	0-0	—	2	0.4	2-0	2	0	1	2	17	3.4
Minnesota	3-0	37	7-13	.538	4-7	.571	1-2	.500	3	1.0	4-0	1	0	0	2	19	6.3
Northwestern	3-0	45	6-17	.353	4-13	.308	0-2	.000	2	0.7	6-0	3	2	0	3	16	5.3
Ohio State	3-0	48	5-13	.385	2-9	.222	1-2	.500	6	2.0	4-0	2	4	0	1	13	4.3
Penn State	2-0	46	3-15	.200	3-11	.273	0-0	—	2	1.0	1-0	2	0	0	0	9	4.5
Purdue	4-0	40	4-13	.308	3-8	.375	0-0	—	0	0.0	7-0	0	0	0	1	11	2.8

Grant Johnson

Opponent	G-GS	MIN	FG-A	PCT	3P-A	PCT	FT-A	PCT	REB	AVG	PF-D	AT	TO	BK	ST	PTS	AVG
Illinois	4-1	44	1-1	1.000	0-0	—	1-2	.500	4	1.0	5-0	1	1	2	1	3	0.8
Indiana	3-1	29	2-2	1.000	0-0	—	0-0	—	4	0.8	4-0	0	0	3	0	4	1.3
Iowa	3-1	38	1-3	.333	0-0	—	0-2	.000	7	2.3	10-1	0	0	2	1	2	0.7
Michigan	4-2	65	6-9	.667	0-0	—	2-2	1.000	6	1.5	5-0	1	2	1	0	14	3.5
Michigan State	4-1	39	1-5	.200	0-0	—	0-0	—	4	1.0	7-0	0	2	3	1	2	0.5
Minnesota	4-2	65	3-9	.333	0-0	—	2-3	.667	14	3.5	9-0	1	1	5	0	8	2.0
Northwestern	5-2	43	1-3	.333	0-0	—	0-0	—	4	0.8	12-0	0	2	0	0	2	0.4
Ohio State	5-1	42	3-4	.750	0-0	—	1-3	.333	6	1.2	5-0	3	0	0	1	7	1.4
Penn State	2-0	15	1-2	.500	0-0	—	0-0	—	4	2.0	3-0	0	0	2	0	2	1.0
Purdue	5-2	35	0-2	.000	0-0	—	1-2	.500	2	0.4	5-0	1	1	1	0	1	0.2

Brian Kelley

Opponent	G-GS	MIN	FG-A	PCT	3P-A	PCT	FT-A	PCT	REB	AVG	PF-D	AT	TO	BK	ST	PTS	AVG
Illinois	3-2	46	5-12	.417	0-0	—	2-3	.667	10	3.3	6-0	1	0	1	1	12	4.0
Indiana	2-0	17	0-1	.000	0-0	—	0-0	—	5	2.5	5-0	3	1	0	0	0	0.0
Iowa	2-1	34	2-5	.400	0-0	—	2-2	1.000	8	4.0	2-0	0	4	0	0	6	3.0
Michigan	4-2	44	2-12	.167	0-0	—	1-2	.500	11	2.8	6-0	2	3	0	0	5	1.3
Michigan State	4-2	52	7-14	.500	1-1	1.000	0-1	.000	6	1.5	5-0	3	2	0	1	15	3.8
Minnesota	3-2	51	2-6	.333	0-0	—	2-6	.333	12	4.0	4-0	1	3	0	0	6	2.0
Northwestern	2-2	44	2-6	.333	0-1	.000	5-7	.714	11	5.5	6-0	1	4	2	3	9	4.5
Ohio State	2-2	43	5-11	.455	0-0	—	6-9	.667	3	1.5	2-0	0	3	0	1	16	8.0
Penn State	2-2	47	2-8	.250	0-0	—	2-2	1.000	9	4.5	3-0	1	1	0	0	6	3.0
Purdue	4-2	62	7-12	.583	0-1	.000	2-5	.400	3	0.8	7-0	1	4	0	0	16	4.0

Andy Kilbride

Opponent	G-GS	MIN	FG-A	PCT	3P-A	PCT	FT-A	PCT	REB	AVG	PF-D	AT	TO	BK	ST	PTS	AVG
Illinois	3-2	39	4-11	.364	2-8	.250	2-2	1.000	2	0.7	6-0	1	4	0	2	12	4.0
Indiana	2-1	32	7-11	.636	6-9	.667	3-3	1.000	4	2.0	2-0	2	2	0	0	23	11.5
Iowa	2-1	22	2-7	.286	2-5	.400	0-0	—	5	2.5	6-0	2	2	0	0	6	3.0
Michigan	3-1	35	1-6	.167	1-4	.250	4-4	1.000	2	0.7	4-0	0	5	0	1	7	2.3
Michigan State	3-2	52	5-10	.500	3-6	.500	0-1	.000	1	0.3	6-0	1	2	0	5	13	4.3
Minnesota	3-2	70	3-19	.158	2-13	.154	7-10	.700	5	1.7	7-0	8	5	0	3	15	5.0
Northwestern	2-2	44	9-13	.692	7-11	.636	0-0	—	0	0.0	5-0	4	3	0	3	25	12.5
Ohio State	2-2	49	4-9	.444	4-7	.571	0-0	—	2	1.0	6-0	1	11	0	2	12	6.0
Penn State	2-2	40	4-7	.571	4-7	.571	2-2	1.000	2	1.0	6-0	0	4	0	1	14	7.0
Purdue	3-2	61	5-11	.455	4-6	.667	1-2	.500	2	1.0	5-0	4	4	0	2	15	7.5

Otto McDuffie

Opponent	G-GS	MIN	FG-A	PCT	3P-A	PCT	FT-A	PCT	REB	AVG	PF-D	AT	TO	BK	ST	PTS	AVG
Illinois	2-0	2	0-0	—	0-0	—	0-0	—	0	0.0	0-0	0	0	0	0	0	0.0
Indiana	1-0	2	0-0	—	0-0	—	0-0	—	0	0.0	0-0	0	1	0	0	0	0.0
Iowa	1-0	2	0-1	.000	0-0	—	0-0	—	0	0.0	0-0	0	0	0	0	0	0.0
Michigan	2-0	9	1-2	.500	0-0	—	0-0	—	1	0.5	2-0	0	1	0	0	2	1.0
Michigan State	1-0	1	0-0	—	0-0	—	0-0	—	0	0.0	0-0	0	0	0	0	0	0.0
Minnesota	2-0	9	0-1	.000	0-0	—	0-0	—	2	1.0	1-0	3	1	0	1	0	0.0
Northwestern	2-0	3	0-1	.000	0-0	—	1-2	.500	3	1.5	0-0	0	1	0	0	1	0.5
Ohio State	2-0	4	0-0	—	0-0	—	0-0	—	0	0.0	1-0	0	0	0	0	0	0.0
Penn State	1-0	4	1-1	1.000	0-0	—	0-0	—	2	2.0	2-0	0	0	0	0	2	2.0
Purdue	1-0	1	0-0	—	0-0	—	0-0	—	0	0.0	1-0	0	0	0	0	0	0.0

Howard Moore

Opponent	G-GS	MIN	FG-A	PCT	3P-A	PCT	FT-A	PCT	REB	AVG	PF-D	AT	TO	BK	ST	PTS	AVG
Illinois	—	—	—	—	—	—	—	—	—	—	—	—	—	—	—	—	—
Indiana	—	—	—	—	—	—	—	—	—	—	—	—	—	—	—	—	—
Iowa	1-0	3	0-1	.000	0-0	—	0-0	—	1	1.0	0-0	0	2	0	0	0	0.0
Michigan	1-0	1	0-0	—	0-0	—	0-0	—	0	0.0	0-0	0	0	0	0	0	0.0
Michigan State	—	—	—	—	—	—	—	—	—	—	—	—	—	—	—	—	—
Minnesota	—	—	—	—	—	—	—	—	—	—	—	—	—	—	—	—	—
Northwestern	—	—	—	—	—	—	—	—	—	—	—	—	—	—	—	—	—
Ohio State	2-0	4	0-0	—	0-0	—	0-0	—	1	0.5	0-0	0	0	0	0	0	0.0
Penn State	—	—	—	—	—	—	—	—	—	—	—	—	—	—	—	—	—
Purdue	—	—	—	—	—	—	—	—	—	—	—	—	—	—	—	—	—



BADGERS VS. BIG TEN

Jeff Petersen


Opponent	G-GS	MIN	FG-A	PCT	3P-A	PCT	FT-A	PCT	REB	AVG	PF-D	AT	TO	BK	ST	PTS	AVG
Illinois	4-1	61	10-16	.625	0-0	—	5-6	.833	4	1.0	10-0	0	5	3	1	25	6.3
Indiana	3-1	31	3-9	.333	0-0	—	0-2	.000	2	0.7	5-0	0	0	2	1	6	2.0
Iowa	3-1	41	4-15	.267	0-0	—	1-2	.500	7	2.3	7-0	1	3	1	1	9	3.0
Michigan	4-1	58	16-24	.667	0-0	—	6-7	.857	9	2.3	7-0	1	6	0	2	38	9.5
Michigan State	4-0	54	4-9	.444	0-0	—	5-7	.714	13	3.3	8-0	0	5	1	2	13	3.3
Minnesota	4-1	46	6-13	.462	0-0	—	3-4	.750	9	2.3	3-0	0	2	0	1	15	3.8
Northwestern	3-0	36	10-12	.833	0-0	—	3-6	.500	3	1.0	11-0	0	0	2	1	23	7.7
Ohio State	2-0	25	4-6	.667	0-0	—	2-2	1.000	5	2.5	2-0	0	0	2	1	10	5.0
Penn State	2-0	20	4-5	.800	0-0	—	0-0	—	2	1.0	2-0	0	2	0	1	8	4.0
Purdue	4-1	33	4-8	.500	0-0	—	0-1	.000	5	1.3	8-1	0	2	0	0	8	2.0

Tracy Webster

Opponent	G-GS	MIN	FG-A	PCT	3P-A	PCT	FT-A	PCT	REB	AVG	PF-D	AT	TO	BK	ST	PTS	AVG
Illinois	4-4	139	27-64	.422	8-20	.400	13-17	.765	21	5.3	12-0	28	10	1	11	75	18.8
Indiana	3-3	115	19-45	.422	12-26	.462	2-2	1.000	12	4.0	7-0	14	10	0	1	52	13.0
Iowa	3-3	106	11-33	.333	6-14	.429	4-4	1.000	7	2.3	7-0	13	9	0	9	33	11.0
Michigan	4-4	151	24-58	.414	9-21	.429	12-15	.800	16	4.0	8-0	28	13	0	10	75	18.8
Michigan State	4-4	149	21-46	.457	6-18	.333	4-7	.571	14	3.5	6-0	15	8	2	4	52	13.0
Minnesota	4-4	128	21-53	.396	11-23	.478	9-13	.692	18	4.5	13-1	15	13	0	4	62	15.5
Northwestern	4-4	146	20-50	.400	10-25	.400	18-19	.947	15	3.8	10-0	26	13	0	6	68	17.0
Ohio State	4-4	138	19-51	.373	9-20	.450	21-21	1.000	13	3.3	10-0	24	15	0	8	68	17.0
Penn State	2-2	68	10-32	.313	3-13	.231	4-4	1.000	11	5.5	3-0	14	2	1	8	27	13.5
Purdue	4-4	156	22-51	.431	4-10	.400	18-20	.900	14	3.5	8-0	17	20	0	5	66	16.5



MEDIA, ETC.



MEDIA INFORMATION

Credentials

Requests for credentials must be placed with the UW Sports Information Office in writing, at least one week in advance. Requests should be made on company letterhead. Upon receipt of applications, appropriate credentials are either mailed or available at the Sports Information Office or the press will-call window at the Athletic Ticket Office.

Credentials will be issued according to the following priority guidelines: 1) National publications and newspapers filing for the following day's publication. 2) All newspapers designated by the visiting sports information director. 3) Television and radio stations originating a live broadcast. 4) Television and radio stations covering for nightly news. 5) All other requests will be evaluated on a space-available basis, with preferences given to those who regularly cover Wisconsin basketball.

Spouses, dates, children and other non-workers will not be allowed in any of the media areas.

Parking

A limited number of parking passes are available to working media. They will be issued on a first-come, first-served basis. Contact the Sports Information Office for further information.

Radio

Each visiting radio station admitted for broadcast should contact the sports information office at least one week prior to the game they wish to cover. Each radio station will be issued three credentials as per Big Ten guidelines. If credentials are not mailed, they may be picked up at the Sports Information Office, or on game day at the media will-call window at the Ticket Office (Gate 21 of Camp Randall Stadium). Radio facilities are located in the balcony level of the west side of the Field House.

Photographers

Floor photo passes are limited to daily newspaper, wire service and television photographers. Photographers are

expected to display their credentials prominently at all times and must work from behind either baseline. No photographers will be permitted along the length of the floor. The University of Wisconsin follows NCAA and Big Ten guidelines regarding event photography.

Press Row Services

Working areas for the media are located on the west side of the Field House — in the mezzanine level for most print media and in the balcony level for broadcast media. Coats and other personal belongings may be stored in the Reinke Room, located at the north end of the Field House. Programs, media guides, game notes and refreshments will be available in the Reinke Room before each game. Halftime and final statistics, play-by-play and coaches' quotes will be furnished to all working locations.

Telephones/Fax Machine

Telephone lines in the press area must be ordered at least one week in advance of the game(s) for which they are needed. Orders should be made through both Wisconsin Bell (800) 447-7738 and UW Telecommunications (608) 262-0521 during regular business hours. Several courtesy phones will be made available by the UW Sports Information Office.

Use of a fax machine may be arranged through the Sports Information Office prior to the game.

FAX-ON-DEMAND

Through the services of Info Connection, Inc. of Atlanta, Ga., conference schools and the Big Ten Conference office offer 24-hour access to the latest press releases, statistics and notes via a "Fax-on-Demand" network. Each school and the conference office will produce a directory of information available to the media. The information can be accessed through the use of the handset of a fax machine. To receive more information, contact the Big Ten at (708) 696-1010.

Postgame Interviews

Following a 10-minute cooling-off period, Stu Jackson and requested Badger players will meet with the media in the women's locker room in the southwest corner of the Field House on the lower level. Jackson will be available first, followed by the visiting coach and UW players. The UW locker room is closed.

Practices

All Wisconsin practices, including shoot-arounds, are closed. No exceptions. Jackson and Badger players will be available for interviews either before or after practice (see below).

Player Interviews

During the fall semester, when practices are scheduled from 3:30-6:30 p.m., players will be available for interviews from 2:45-3:15 p.m. During the winter semester, when practices are scheduled from 1:30-4:30 p.m., players will be available for interviews from 4:30-5 p.m. All interviews must be arranged through the Sports Information Office. Please contact John Estes by noon of the day you wish to interview a player. No interviews are granted the day of a game, until after the game.

Requests for collect-call telephone interviews may be made with John Estes at the Sports Information Office.

Freshmen are off limits for all interviews until after the last exam of their first semester.

Jackson Interviews

Jackson is available for interviews before practice in the fall semester and after practice during the winter semester. On the road, Jackson will be available to the media at the Badgers' hotel the day or evening before the game or at the team's shoot-around the day of the game. Call John Estes at the Sports Information Office to arrange an interview.

To arrange a phone interview with Jackson, contact basketball secretary Barb Winterstein at (608) 262-4597. The best time to reach Jackson is weekdays from 9 a.m. to noon.

SPORTS INFORMATION STAFF




Steve Malchow

Steve Malchow is in his fourth year as Director of Sports Information at the University of Wisconsin. He is in charge of publicity for all 11 Badger men's sports programs.

Malchow worked from 1979-89 at the University of Iowa as a student, graduate and full-time assistant in the Hawkeye sports information office before accepting his post with Wisconsin.

He is a member of the College Sports Information Directors of America (CoSIDA), which has honored more than 30 of his press guides for excellence. Malchow's 1985 football and basketball yearbooks were rated first and second in the nation, respectively.

The 1983 graduate of Iowa earned degrees in marketing, journalism and management sciences. A native of Sioux City, Iowa, Malchow is single and resides in Madison.




John Estes

John Estes is in his third season as associate sports information director at Wisconsin. He was formerly associate SID at Northwestern University. Estes handles publicity for the Badger basketball team and assists with football. He also serves as editor of the football and basketball game programs and oversees sports information tasks for golf, tennis and swimming.

Estes spent four years as a member of the Northwestern staff. His publications have won several CoSIDA awards, including "Best in the Nation" for NU's 1988 volleyball media guide.

A native of Racine, Wis., Estes earned a journalism degree from Drake University in 1981 and a master's degree in sports administration from Western Illinois in 1987. He and his wife, Dianne, reside in Middleton.



Julie Kluge

Julie Kluge is in her fourth campaign as a full-time member of the UW Sports Information staff. She has worked for the Wisconsin athletic department since 1984.

Kluge directs all publicity for Wisconsin's hockey, cross country and track squads. She also assists with Badger football. The 1988 graduate of Wisconsin has B.S. degrees in zoology and secondary education.

Kluge, who served as publicity director of the Western Collegiate Hockey Association in 1989, is editor of both the UW hockey media guide and game program. Her 1991 media guide was judged fifth-best in the nation by the College Sports Information Directors of America.

A native of Benton, Wis., Kluge is single and resides in Fitchburg.

DIRECTORY

Sports Information
1440 Monroe Street
Madison, WI 53711
(608) 262-1811

Steve Malchow
Home: 238-8199

John Estes
Home: 836-5405

Julie Kluge
Home: 271-3549

Will Roleson, Intern
Barb Wyatt, Secretary

Student Assistants
Jesse Asadow
Eric Cormany
Mike Houck
Dan Meyer
Judd Zusel

Sports Information Fax
262-8184

Field House Press Row
262-7869

Athletic Department
262-1866

Basketball Office
262-4597

Ticket Office
262-1440
1-800-GO-BADGERS

TELEVISION COVERAGE

BADGERS ON TV

ESPN

Dec. 11at Texas Tech
 Jan. 6at Penn State
 Jan. 25ILLINOIS

Raycom Regional

Jan. 29at Michigan
 Feb. 5at Ohio State
 Feb. 12MINNESOTA
 Feb. 27at Illinois
 Mar. 5at Northwestern

CBS or Raycom Regional

Mar. 12 or 13at Indiana

Raycom Local


Nov. 27 UW-MILWAUKEE
 Dec. 8 UW-GREEN BAY
 Jan. 2 MARQUETTE
 Jan. 8 OHIO STATE
 Jan. 15 PURDUE
 Feb. 9 PENN STATE
 Feb. 16 at Purdue
 Feb. 19 NORTHWESTERN
 Mar. 2 MICHIGAN
 Mar. 9 IOWA

Madison Only


Dec. 13 E. MICHIGAN
 Dec. 23 MISS. VALLEY ST.
 Dec. 27 STANFORD
 Dec. 29 GRAMBLING
 Jan. 12 at Minnesota
 Feb. 2 MICHIGAN STATE




Pat Hughes




Craig Coshun



John Powless



Van Stoutt



Alan Zussman

Television Coverage

A minimum of 25 of the Badgers' 27 regular-season games will be televised live this season, including three games nationally on ESPN and five throughout the Midwest on the Raycom Regional network. Wisconsin's flagship station, WMTV in Milwaukee, will broadcast 10 games on a state-wide network, while WMTV in Madison will air another six locally.

Pat Hughes, who has provided radio play-by-play for the Milwaukee Brewers for the last nine seasons, will call the Badger games on the state network. Hughes, who teams with Bob Uecker on the Brewer broadcasts, was the 1990 Wisconsin Sports-caster of the Year. Before coming to Milwaukee, he worked for ESPN, USA Cable Sports Network, Warner Amex in Columbus, Ohio, and Gill Cable in San Jose, Calif.


Calling the action on the local broadcasts will be WMTV sports director Craig Coshun. John Powless, who was head coach of the Badgers from 1969-76, will provide color commentary on both the state and local broadcasts.

In addition to the live telecasts, several home games will also be aired on a delay basis on the state-wide Wisconsin Public Television network. WISC-TV sports director Van Stoutt and UW academic and student affairs director Alan Zussman handle the announcing duties.

The Stu Jackson TV Show

"The Stu Jackson Show" airs in Madison and on a state-wide network. Hosted by WISC-TV's Van Stoutt, the 30-minute program features insights, interviews, highlights and viewer questions. Check local listings for the times in your area.

RADIO COVERAGE



Matt Lepay



Ron Blomberg

Radio Coverage

Since 1989-90, exclusive coverage of Wisconsin basketball has been provided by WTMJ Radio (620 AM) in Milwaukee. WTMJ provides an exclusive state-wide network of more than 30 radio stations for all Badger games. WTMJ awarded the exclusive rights in Madison to WTSO Radio (1070 AM).

Calling all the action on the Wisconsin basketball network is WTSO sports director Matt Lepay. A 1984 graduate of Ohio State, Lepay is in his sixth season as the Badgers' play-by-play announcer. Before joining WTSO in 1988, he was sports director of WNCI in Columbus, Ohio, and prior to that worked at stations in Athens and Piqua, Ohio.

Lepay, who also provides pregame, halftime and postgame coverage on Badger football broadcasts, serves as host of the Barry Alvarez and Stu Jackson call-in shows.

Lepay's partner on the Wisconsin basketball network is veteran analyst Ron Blomberg, who has been providing color commentary on Badger broadcasts since 1977. Blomberg, who played for Wisconsin in the late 1940s, is a member of the Wisconsin High School Coaches Hall of Fame, having coached at Peshtigo and Brookfield Central.

Following his coaching career, Blomberg joined the Milwaukee Bucks as administrative assistant when the franchise was formed in 1969. He became an assistant general manager in 1972 and was the team's color analyst on radio and television from 1971 through 1976. Blomberg has been director of the Milwaukee Bucks basketball camps since 1969.

The Stu Jackson Radio Show

Stu Jackson joins WTSO sports director Matt Lepay for "The Stu Jackson Show" on the Badgers' radio network. The 60-minute show, which airs weekly during the season, includes Jackson's analysis of the Badgers' season and questions from the audience.

The show's schedule is subject to change. Check local listings for the times in your area.

BADGERS ON RADIO


City	Station	Frequency
Antigo	WRLO	105.3 fm
Appleton	WHBY	1150 am
Ashland	WATW	1400 am
Beaver Dam	WBEV	1430 am
Beloit	WBEL	1380 am
Berlin	WISS	1090 am
Black River Falls	WWIS	1260 am
Duluth, MN	WDSM	710 am
Eau Claire	WBIZ	1400 am
Fond du Lac	KFIZ	1450 am
Green Bay	WNFL	1440 am
Hayward	WRLS	92.1 fm
Janesville	WCLO	1230 am
La Crosse	WKBH	1570 am
Madison	WTSO	1070 am
Manitowoc	WOMT	1240 am
Marshfield	WDLB	1450 am
Mauston	WRJC	1270 am
Milwaukee	WTMJ	620 am
Monroe	WEKZ	1260 am
New Richmond	WIXK	1590 am
Platteville	WTOQ	1590 am
Portage	WPDR	1350 am
Prairie du Chien	WPRE	980 am
Reedsburg	WRDB	1400 am
Rhineland	WOBT	1240 am
Rice Lake	WJMC	1240 am
Shawano	WTCH	960 am
Sheboygan	WHBL	1330 am
Sparta	WKLJ	1290 am
Stevens Point	WSPO	1010 am
Sturgeon Bay	WDOR	910 am
Wausau	WSAU	550 am
Wisconsin Rapids	WFHR	1320 am

Due to programming commitments, affiliates may not carry all games.


ATHLETIC ADMINISTRATION




James Hoyt
Ath. Board Chairman/
Faculty Representative




Jane Robbins
Faculty Representative




Pat Richter
Director of Athletics




Alan Fish
Administrative Officer



Cheryl Marra
Associate AD/
Sports Administrator




Joel Maturi
Associate AD/
Sports Administrator




Alan Zussman
Academic & Student
Affairs Director




Duane Kleven
Fundraising & Booster
Clubs Director




Steve Malchow
Sports Information
Director



Vince Sweeney
Marketing & Licensing
Director



Tim Van Alstine
Ticket Director



Paul Winters
Compliance Coordinator

ROAD HEADQUARTERS

Dec. 4 — at Loyola Marymount
Marina Del Ray Doubletree Hotel
(310) 301-3000

Dec. 11 — at Texas Tech
Holiday Inn Civic Center
(806) 797-3241

Jan. 6 — at Penn State
The Nittany Lion Inn
1-800-233-7505

Jan. 12 — at Minnesota
Marriott City Center
(612) 349-4000

Jan. 19 — at Michigan State
Radisson Hotel
(517) 482-0188

Jan. 29 — at Michigan
Ann Arbor Hilton
(313) 761-7800

Feb. 5 — at Ohio State
Hyatt on Capitol Square
(614) 228-1234

Feb. 16 — at Purdue
Howard Johnson's
(317) 447-0575

Feb. 27 — at Illinois
University Inn
(217) 384-2100

Mar. 5 — at Northwestern
North Shore Hilton
(708) 679-7000

March 12 or 13 — at Indiana
Hampton Inn
(812) 334-2100

DIRECTORIES

Athletic Administration (608/262-1866)

Pat Richter — Director of Athletics
 Alan Fish — Administrative Officer
 Cheryl Marra — Associate AD/Sports Administrator
 Joel Maturi — Associate AD/Sports Administrator
 Alan Zussman — Director of Academic & Student Affairs

Men's Sports Information (608/262-1811)

1440 Monroe Street
 Madison, WI 53711
 Steve Malchow — Director (Home: 238-8199)
 John Estes — Associate/Basketball SID (Home: 836-5405)
 Julie Kluge — Assistant (Home: 271-3549)

Men's Head Coaches

Basketball — Stu Jackson262-4597
 Crew — Randy Jablonic262-4954
 Cross Country — Martin Smith262-5729
 Diving — Jerry Darda262-4958
 Football — Barry Alvarez262-1861
 Golf — Dennis Tiziani249-1000
 Hockey — Jeff Sauer262-3932
 Soccer — Jim Launder262-7749
 Swimming — Jack Pettinger262-5788
 Tennis — Pat Klingelhoets262-0997
 Track & Field — Ed Nuttycombe262-4397
 Wrestling — Barry Davis262-4399

Women's Head Coaches

Basketball — Mary Murphy263-5506
 Crew — Sue Ela263-6698
 Cross Country — Peter Tegen263-5109
 Diving — Jerry Darda262-4958
 Golf — Dennis Tiziani249-1000
 Soccer — Greg Ryan263-5493
 Swimming — Nick Hansen263-5743
 Tennis — Kelly Ferguson263-6304
 Track & Field — Peter Tegen263-5109
 Volleyball — John Cook263-5670

Departments

Sports Information (Men's) — Steve Malchow262-1811
 Sports Information (Women's) — Tam Flarup263-5502
 Business Office — Nancy Seifert262-5449
 Community Relations — Jim Bakken262-0119
 Compliance — Paul Winters265-2973
 Equipment Room — Jim McCormick262-3789
 Facilities & Game Management — Mike Green262-7974
 Fundraising & Booster Clubs — Duane Kleven262-1911
 Marketing & Licensing — Vince Sweeney262-5583
 Strength & Conditioning — John Dettmann262-3800
 Ticket Office — Tim Van Alstine262-1440
 Training Room — Dennis Helwig262-5600
 Video Department — Jim Roberts262-5100

PRIMARY MEDIA OUTLETS

Dennis Chaptman
 Milwaukee Journal
 23 N. Pinckney
 Madison, WI 53703

John Powless
 Color Commentator
 6522 Schroeder Rd.
 Madison, WI 53711

Vic Feuerherd
 Wisconsin State Journal
 P.O. Box 8058
 Madison, WI 53708

Pat Hughes
 c/o Milwaukee Brewers
 County Stadium
 Milwaukee, WI 53201

Michael Hunt
 Milwaukee Sentinel
 202 State St., #202
 Madison, WI 53703

Brian Posick
 WIBA Radio
 P.O. Box 99
 Madison, WI 53701

Rob Schultz
 Capital Times
 P.O. Box 8060
 Madison, WI 53708

Matt Lepay
 WTSO Radio
 5721 Tokay Blvd.
 Madison, WI 53719

Tom Mueller
 Badger Plus
 P.O. Box 371
 Milwaukee, WI 53201

Brian Manthey
 WTMJ Radio
 720 E. Capitol Dr.
 Milwaukee, WI 53201

Pat Stiegman
 Badger Plus
 5702 Bellos Circle
 Madison, WI 53716

Sports Director
 WVTM TV
 P.O. Box 1818
 Milwaukee, WI 53201

Rick Gano
 Associated Press
 918 N. Fourth St.
 Milwaukee, WI 53203

Craig Coshun
 WMTV TV
 615 Forward Dr.
 Madison, WI 53711

Sports Editor
 Badger Herald
 550 State St.
 Madison, WI 53703

Van Stoutt
 WISC TV
 7025 Raymond Rd.
 Madison, WI 53719

Sports Editor
 Daily Cardinal
 Vilas Hall
 Madison, WI 53706

Jay Wilson
 WKOW TV
 P.O. Box 100
 Madison, WI 53701

Steve Greenberg
 Varsity Magazine
 33 University Ave, #250
 Madison, WI 53715

Tim Perko
 WHA TV
 821 University Ave.
 Madison, WI 53706

THE BIG TEN CONFERENCE

A meeting of seven Midwest university presidents on Jan. 11, 1895, at the Palmer House in Chicago to discuss the regulation and control of intercollegiate athletics was the first development of what would become one of organized sports' most successful undertakings.

Those seven men, behind the leadership of James H. Smart, president of Purdue University, established the principles for which the Intercollegiate Conference of Faculty Representatives, more popularly known as the Big Ten Conference, would be founded.

At that meeting, a blueprint for the control and administration of college athletics under the direction of appointed faculty representatives was outlined. The presidents' first-known action was "restricted eligibility for athletics to bonafide, full-time students who were not delinquent in their studies." This helped limit some problems of the times, especially the participation of professional athletes and "non-students" in the university's regular sporting events. That legislation, along with others that would follow in the coming years, served as the primary building block for amateur intercollegiate athletics.

Eleven months after the presidents met, one faculty member from each of those seven universities met at the same Palmer House and officially established the mechanics of the "Intercollegiate Conference of Faculty Representatives," or "Big Ten Conference" or "Western Conference."

Those seven universities were: the University of Chicago, the University of Illinois, the University of Michigan, the University of Minnesota, Northwestern University, Purdue University and the University of Wisconsin. Indiana Uni-

versity and the State University of Iowa (now the University of Iowa) were admitted in 1899. The Ohio State University joined in 1912. Chicago withdrew in 1946 and Michigan State College (now Michigan State University) was added three years later in 1949.

After a 40-year period of constancy in membership, the Conference expanded to 11 members for the first time. On June 4, 1990, the Council of Presidents voted to confirm its earlier decision to integrate Pennsylvania State University into the Conference.

At the turn of the century, faculty representatives established rules for intercollegiate athletics that were novel for the time. As early as 1906, the faculty approved legislation that required eligible athletes to meet entrance requirements and to have completed a full year's work, along with having one year of residence. Freshmen and graduate students were not permitted to compete, training tables were forbidden, and coaches were to be appointed by university bodies "at modest salaries."

Football and baseball were the popular sports prior to 1900. Wisconsin won the first two football championships and Chicago claimed the first three baseball titles. The first "official" sponsored championship was in outdoor track, and it was held at the University of Chicago in 1906. It was won by Michigan.

Since then, there have been many different athletic events popularized on Big Ten campuses. Some became extremely popular — football and basketball, for example. Others, like boxing, fell by the wayside. Today, the Big Ten sponsors 12 championships for men and 11 for women.

BIG TEN CONFERENCE

The Big Ten Conference
1500 West Higgins Road
Park Ridge, IL 60068-6300
(708) 696-1010
Fax: (708) 696-1110

James Delany
Commissioner

Kevin Weiberg
Associate Commissioner

Rich Falk
Assistant Commissioner

Carol Iwaoka
Assistant Commissioner

Mark Rudner
Assistant Commissioner

Charles Waddell
Assistant Commissioner

Dennis LaBissoniere
Asst. Communications Director

Mary Masters
Managing Editor and
Special Projects Director

BIG TEN COMPOSITE SCHEDULE

January 4
Iowa at Ohio State

January 5
Michigan State at Michigan
Purdue at Northwestern

January 6
Wisconsin at Penn State

January 8
Illinois at Michigan State
Michigan at Iowa
Minnesota at Northwestern
Ohio State at *Wisconsin*
Penn State at Indiana

January 11
Indiana at Iowa

January 12
Michigan State at Purdue
Northwestern at Illinois
Wisconsin at Minnesota

January 13
Ohio State at Michigan

January 15
Illinois at Ohio State
Minnesota at Penn State
Northwestern at Michigan State
Purdue at *Wisconsin*

January 16
Michigan at Indiana

January 18
Indiana at Purdue

January 19
Iowa at Illinois
Penn State at Ohio State
Wisconsin at Michigan State

January 20
Michigan at Minnesota

January 22
Penn State at Iowa
Michigan State at Minnesota
Northwestern at Indiana
Ohio State at Purdue

January 23
Michigan at Illinois

January 25
Illinois at *Wisconsin*

January 26
Minnesota at Indiana
Iowa at Northwestern
Michigan State at Ohio State

January 27
Purdue at Penn State

January 29
Iowa at Michigan State
Penn State at Northwestern
Purdue at Minnesota
Wisconsin at Michigan

January 30
Indiana at Illinois

February 1
Michigan at Purdue

February 2
Illinois at Penn State
Michigan State at *Wisconsin*
Minnesota at Iowa
Ohio State at Indiana

February 5
Indiana at Penn State
Michigan at Michigan State
Northwestern at Minnesota
Wisconsin at Ohio State

February 6
Purdue at Iowa

February 8
Indiana at Michigan

February 9
Michigan State at Illinois
Northwestern at Purdue
Penn State at *Wisconsin*
Ohio State at Minnesota

February 12
Illinois at Northwestern
Iowa at Indiana
Minnesota at *Wisconsin*
Purdue at Michigan State

February 13
Michigan at Ohio State

February 15
Ohio State at Illinois

February 16
Iowa at Michigan
Penn State at Minnesota
Wisconsin at Purdue

February 17
Michigan State at Northwestern

February 19
Illinois at Iowa
Minnesota at Michigan
Northwestern at *Wisconsin*
Ohio State at Penn State
Purdue at Indiana

February 22
Illinois at Michigan

February 23
Iowa at Penn State
Minnesota at Michigan State
Purdue at Ohio State

February 24
Indiana at Northwestern

February 26
Northwestern at Iowa
Ohio State at Michigan State
Penn State at Purdue

February 27
Indiana at Minnesota
Wisconsin at Illinois

March 1
Illinois at Indiana

March 2
Michigan at *Wisconsin*
Michigan State at Iowa
Northwestern at Penn State

March 3
Minnesota at Purdue

March 5
Iowa at Minnesota
Penn State at Illinois
Wisconsin at Northwestern

March 6
Indiana at Ohio State
Purdue at Michigan

March 9
Indiana at Michigan State
Iowa at *Wisconsin*
Minnesota at Illinois
Northwestern at Ohio State
Penn State at Michigan

March 12
Michigan at Northwestern
Michigan State at Penn State

March 12 or 13
Illinois at Purdue
Wisconsin at Indiana
Ohio State at Iowa

1994 NCAA CHAMPIONSHIP

East
Nassau Coliseum
Long Island, NY
March 17 & 19

USAir Arena
Landover, MD
March 18 & 20

Southeast
Rupp Arena
Lexington, KY
March 17 & 18

ThunderDome
St. Petersburg, FL
March 18 & 20

Midwest
Kansas Coliseum
Wichita, KS
March 17 & 19

The Myriad
Oklahoma City, OK
March 18 & 20

West
Dee Events Center
Ogden, UT
March 17 & 19

Arco Arena
Sacramento, CA
March 18 & 20

REGIONALS

East
Miami Arena
Miami, FL
March 25 & 27

Southeast
Thompson-Boling Arena
Knoxville, TN
March 24 & 26

Midwest
Reunion Arena
Dallas, TX
March 25 & 27

West
L.A. Sports Arena
Los Angeles, CA
March 24 & 26

FINAL FOUR

Charlotte Coliseum
Charlotte, NC
April 2 & 4

WISCONSIN FIELD HOUSE



The Wisconsin Field House has been the home of the Badgers since 1930. The building was a project of former athletic director George Little when he arrived at Wisconsin-Madison in 1925.

In 1927, Little proposed to the athletic council and regents the plan under which the Field House was to be constructed. This proposal met the approval of the board after two previous attempts had failed.

The original layout included a \$650,000 building to house both an indoor training facility for intercollegiate teams and the required program of physical education. The portion to be used for intercollegiate athletics was estimated at \$385,000.

The intercollegiate section of the facility housed the men's and women's basketball teams and the wrestling squad. Its construction cost approximately \$434,000. The first game played in the Field House was on Dec. 13, 1930, when the Badger men's basketball team posted a 17-14 win over Carroll College. The official dedication game followed on Dec. 18, when Wisconsin downed Pennsylvania, 25-12.

The structure remains a part of Camp Randall Stadium, standing on the south end of the field, with stands built against its north wall. The Field House originally contained a basketball floor with a seating capacity of 12,000, a complete track

facility, and room for indoor football and baseball training.

The football, track and field and baseball teams moved to the Camp Randall Memorial Sports Center, better known as "the Shell," upon its completion in 1956.

In April of 1976, the state Building Commission approved \$718,000 for the renovation of the Field House. The project was aimed at improving the seating facility and allowing for other activities to be held in the building.

Permanent bleachers were added to the north, south and west sides of the court, with portable seats and a stage area on the east side. This effort brought the seating capacity to 11,500. New locker rooms and a training facility were constructed under the west stands and the existing locker rooms were renovated.

A new lighting system was added in 1977, along with an improved sound system. A state-of-the-art scoreboard was installed prior to the 1991-92 season.

In addition to serving as the home for the UW men's and women's basketball, wrestling and volleyball teams, the Field House is the site of the WIAA boys' and girls' state basketball tournaments, the WIAA state wrestling tournament, concerts, graduation ceremonies and numerous other events.

FIELD HOUSE ATTENDANCE

Year	All Games			Big Ten Games			Season High
	G	Attend.	Avg.	G	Attend.	Avg.	
1941	12	130,150	10,846	6	71,150	11,858	14,000
1942	11	116,050	10,550	7	74,800	10,686	14,000
1943	11	118,000	10,727	6	69,000	11,500	14,000
1944	10	84,200	8,420	6	58,700	9,783	14,000
1945	11	98,000	8,909	6	55,500	9,250	11,500
1946	11	96,900	8,809	6	65,500	10,917	14,000
1947	11	124,700	11,336	6	78,600	13,100	13,800
1948	10	130,900	13,090	6	79,000	13,167	13,500
1949	12	150,000	12,500	6	78,500	13,083	13,500
1950	11	139,500	12,681	6	78,000	13,000	13,000
1951	11	130,550	11,868	7	89,350	12,764	13,000
1952	11	132,000	12,000	7	83,200	11,857	13,000
1953	11	129,726	11,793	9	107,026	11,892	13,500
1954	11	108,192	9,836	7	77,229	11,032	13,500
1955	11	92,150	8,377	7	71,800	10,257	12,100
1956	11	66,100	6,009	7	47,100	6,729	10,000
1957	11	57,529	5,230	7	33,929	4,847	7,193
1958	11	61,448	5,586	7	40,871	5,839	8,200
1959	11	58,527	5,321	7	32,317	4,617	7,410
1960	12	75,216	6,268	7	53,253	7,608	12,187
1961	10	65,685	6,569	7	47,843	6,835	13,472
1962	13	88,681	6,822	7	63,512	9,073	13,545
1963	13	88,905	6,839	7	57,244	8,178	12,088
1964	10	69,873	6,987	7	56,870	8,124	13,217
1965	10	63,823	6,382	7	47,380	6,769	9,538
1966	12	85,199	7,100	7	61,737	8,819	11,573
1967	11	116,855	10,623	7	74,789	10,684	12,729
1968	11	104,346	9,486	7	66,845	9,549	11,926
1969	11	112,949	10,268	7	72,956	10,422	11,569
1970	11	97,686	8,881	7	63,869	9,124	12,392
1971	12	81,051	6,754	7	47,967	6,852	7,953
1972	12	79,922	6,660	7	51,730	7,390	8,235
1973	11	84,242	7,658	7	53,549	7,650	8,236
1974	13	98,346	7,565	7	63,183	9,026	12,204
1975	15	82,981	5,532	9	44,120	4,902	7,462
1976	14	72,996	5,214	9	52,845	5,872	9,363
1977	13	90,609	6,970	9	61,643	6,849	8,501
1978	14	122,075	8,720	9	81,423	9,047	11,238
1979	14	114,945	8,210	9	76,062	8,451	12,204
1980	15	115,960	7,731	9	82,430	9,159	11,895
1981	15	101,606	6,774	9	65,109	9,234	9,026
1982	13	65,505	5,039	9	49,618	5,513	9,281
1983	15	113,617	7,574	9	73,258	8,140	11,442
1984	13	98,280	7,560	9	76,050	8,450	11,019
1985	15	103,795	6,920	9	74,170	8,241	9,868
1986	15	112,131	7,475	9	77,536	8,615	11,092
1987	15	110,876	7,392	9	78,002	8,667	11,866
1988	14	110,545	7,896	9	78,866	8,762	11,068
1989	17	161,810	9,518	9	95,388	10,599	11,886
1990	14	142,291	10,164	9	96,740	10,749	11,898
1991	17	171,680	10,099	9	97,960	10,884	11,924
1992	17	160,580	9,446	9	95,019	10,558	12,305
1993	17	176,578	10,387	9	101,603	11,289	11,500

THE TOP CROWDS

Date	Score	Attend.
2/16/46	Iowa 44, UW 39	14,000
2/19/44	Purdue 52, UW 50	14,000
2/13/43	Indiana 51, UW 44	14,000
1/11/43	Illinois 52, UW 40	14,000
3/7/42	UW 62, Iowa 45	14,000
3/22/41	UW 36, Pittsburgh 30	14,000
2/26/47	Ohio State 57, UW 56	13,800
3/1/41	UW 42, Minnesota 32	13,750
2/15/41	UW 46, Illinois 30	13,600
3/3/62	UW 86, Ohio State 67	13,565

YEAR-BY-YEAR RECORD

Year	W	L	Pct.	Year	W	L	Pct.
1931	7	3	.700	1963	8	5	.615
1932	7	4	.636	1964	5	6	.454
1933	4	6	.400	1965	5	5	.500
1934	10	2	.833	1966	9	3	.750
1935	11	2	.846	1967	7	4	.636
1936	9	3	.750	1968	9	2	.818
1937	7	4	.636	1969	8	3	.727
1938	8	3	.727	1970	6	6	.500
1939	8	3	.727	1971	7	6	.538
1940	4	6	.400	1972	9	3	.750
1941	11	1	.917	1973	8	3	.727
1942	9	2	.818	1974	11	2	.846
1943	7	4	.636	1975	8	7	.533
1944	5	5	.500	1976	7	7	.500
1945	6	5	.545	1977	7	6	.538
1946	4	7	.364	1978	7	7	.500
1947	9	2	.818	1979	9	5	.643
1948	9	1	.900	1980	11	4	.733
1949	9	3	.750	1981	9	6	.600
1950	10	1	.909	1982	4	9	.308
1951	6	5	.545	1983	7	8	.467
1952	6	5	.545	1984	6	7	.462
1953	9	2	.818	1985	10	5	.667
1954	7	4	.636	1986	8	7	.533
1955	6	5	.545	1987	8	7	.533
1956	3	8	.273	1988	8	6	.571
1957	4	7	.364	1989	14	3	.824
1958	5	6	.454	1990	8	6	.571
1959	3	8	.273	1991	11	6	.647
1960	5	7	.417	1992	11	6	.647
1961	6	4	.600	1993	11	6	.647
1962	10	3	.769		480	297	.618

WISCONSIN FIELD HOUSE



Directions to the Field House

From the Dane County Airport — Take Packers Avenue south to Johnson Street. Johnson Street (which changes into Pennsylvania Avenue, then Gorham Street and then University Avenue) winds through residential areas and past Lake Mendota. Stay on University Avenue through campus until Randall Avenue (look for Milan's Sub Shop on the left side of University). Turn left on Randall Street. Go approximately three blocks until Randall forks. Take the right fork (Monroe Street). The Field House is located on the right side on Monroe Street.

From south and I-90 — Take I-90 to the Madison beltline (Highway 12 & 18). West on the beltline. Exit on Park Street north (right). Take Park Street to Regent Street. Left on Regent Street, then approximately six blocks to the Field House.

From I-94 — Take I-94 to Highway 30 west. Take Highway 30 to Washington Avenue south (left). Take Washington Street to First Avenue. Right on First Avenue to Pennsylvania Avenue. Left on Pennsylvania Avenue, which becomes Gorham Street and then University Avenue. Stay on University through campus until Randall Avenue (look for Milan's Sub Shop on the left side of University). Turn left on Randall Street. Go approximately three blocks until Randall forks. Take the right fork (Monroe Street). The Field House is located on the right side on Monroe Street.

THE OPPONENTS



JEFF MILLER

NON-CONFERENCE OPPONENTS

UW-MILWAUKEE

Sat., Nov. 27 at Madison

GENERAL INFORMATION

Location: Milwaukee, WI
Founded: 1885
Enrollment: 25,000
Chancellor: Dr. John Schroeder
Athletic Director: Bud Haidet
Nickname: Panthers
Colors: Black and Gold
Conference: Mid-Continent
Arena: MECCA Arena (11,052)

MEDIA INFORMATION

SID: Paul Helgren
Office Phone: (414) 229-5674
Home Phone: (414) 483-0383
Fax: (414) 229-6759

BASKETBALL INFORMATION

Head Coach: Steve Antrim
Career Record: 202-159 (14 years)
Record at UWM: 111-59 (6 years)
Office Phone: (414) 229-5158
Assistant Coaches: Greg Capper, Doug Lewis
1992-93 Record: 23-4
Conference Record: Independent
Lettermen Returning/Lost: 5/5
Starters Returning/Lost: 2/3
Series Record: UW leads 9-1

TOP RETURNEES

Pat Easterlin (G, 6-3, Sr., 12.6 ppg, 2.0 rpg); Mark Briggs (G, 6-4, Jr., 8.5 ppg, 3.6 rpg); Eugene Sims (F, 6-6, Jr., 6.7 ppg, 5.0 rpg)

TOP NEWCOMERS

Michael Hughes (F, 6-7, Sr.); Walter Wilson (G, 6-0, Jr.); Roy Woods (F, 6-7, Jr.)

SCHEDULE

November: 27 — at Wisconsin.
December: 4 — Northeastern Illinois; 6 — Eastern Michigan; 8 — at Central Michigan; 11 — New Hampshire; 18 — at Marquette; 31 — at Fairfield.
January: 6 — at Northeastern Illinois; 10 — Illinois-Chicago; 13 — Valparaiso; 15 — at Cleveland State; 17 — at Youngstown State; 19 — Northern Illinois; 24 — at Western Illinois; 26 — UW-Green Bay; 29 — at Eastern Illinois.
February: 1 — at Wright State; 5 — Cleveland State; 7 — Youngstown State; 12 — at Valparaiso; 14 — at Illinois-Chicago; 19 — Eastern Illinois; 21 — Wright State; 24 — at UW-Green Bay; 26 — at Northern Illinois; 28 — Western Illinois.
March: 2 — Chicago State.

LOYOLA MARYMOUNT

Sat., Dec. 4 at Los Angeles

GENERAL INFORMATION

Location: Los Angeles, CA
Founded: 1914
Enrollment: 3,900
President: Rev. Thomas P. O'Malley, S.J.
Athletic Director: Brian Quinn
Nickname: Lions
Colors: Crimson and Columbia Blue
Conference: West Coast
Arena: Albert Gersten Pavilion (4,156)

MEDIA INFORMATION

SID: Bruce Meyers
Office Phone: (310) 338-7643
Home Phone: (310) 374-0388
Press Row Phone: (310) 670-8792
Fax: (310) 338-2703

BASKETBALL INFORMATION

Head Coach: John Olive
Career Record: 7-20 (1 year)
Record at LMU: 7-20 (1 year)
Office Phone: (310) 338-2765
Assistant Coaches: Dave Fehde, Tom Pecora, Chris Walker
1992-93 Record: 7-20
Conference Record: 2-12 (8th)
Lettermen Returning/Lost: 8/3
Starters Returning/Lost: 4/1
Series Record: First meeting

TOP RETURNEES

Zan Mason (F, 6-7, Sr., 14.3 ppg, 6.9 rpg); Rahim Harris (F, 6-4, Sr., 9.7 ppg, 4.3 rpg); Bill Mazurie (G, 6-3, Sr., 9.5 ppg, 4.1 rpg); Robin Kirksey (F, 6-5, Jr., 8.0 ppg, 4.0 rpg)

TOP NEWCOMERS

Michael O'Quinn (F, 6-5, Fr.); Jimmy Williamson (G, 5-10, Fr.); Jim Harris (G, 6-0, Fr.); Ken Hotopp (C, 6-10, Fr.)

SCHEDULE

November: 27 — at UCLA; 30 — at USC.
December: 4 — Wisconsin; 11 — at San Jose State; 18 — at UNLV; 20 — UC-Santa Barbara; 23 — San Diego State; 30 — Texas A&M.
January: 3 — Fairfield; 7 — Buffalo; 10 — at Oral Roberts; 14 — Saint Mary's; 15 — Santa Clara; 20 — at San Francisco; 22 — at San Diego; 26 — at Pepperdine; 29 — Pepperdine.
February: 4 — Gonzaga; 5 — Portland; 10 — at Portland; 12 — at Gonzaga; 18 — San Diego; 19 — San Francisco; 22 — Sacramento State; 25 — at Santa Clara; 26 — at Saint Mary's.
March: 5-7 — at WCC Tournament (Santa Clara, CA).

UW-GREEN BAY

Wed., Dec. 8 at Madison

GENERAL INFORMATION

Location: Green Bay, WI
Founded: 1965
Enrollment: 5,000
Chancellor: Dr. David Outcalt
Athletic Director: Daniel Spielmann
Nickname: Phoenix
Colors: Red, Green and White
Conference: Mid-Continent
Arena: Brown County Arena (5,600)

MEDIA INFORMATION

SID: Terry Powers
Office Phone: (414) 465-2145
Home Phone: (414) 432-5972
Fax: (414) 465-2357

BASKETBALL INFORMATION

Head Coach: Dick Bennett
Career Record: 312-172 (17 years)
Record at UWGB: 138-94 (8 years)
Office Phone: (414) 465-2145
Assistant Coaches: Mike Heideman, Steve Swan, Woody Wilson
1992-93 Record: 13-14
Conference Record: 9-7 (5th)
Lettermen Returning/Lost: 10/1
Starters Returning/Lost: 4/1
Series Record: UW leads 3-0

TOP RETURNEES

Logan Vander Velden (F, 6-9, Sr., 10.2 ppg, 4.2 rpg); Jeff Zavada (C, 6-9, Sr., 10.3 ppg, 4.7 rpg); John Martinez (G, 6-0, Sr., 10.3 ppg, 2.2 rpg in 1991-92)

TOP NEWCOMERS

Chris Westlake (G, 6-3, Jr.); Pete Wade (F, 6-7, Fr.); Sam Maddox (F, 6-4, Fr.)

SCHEDULE

November: 24-27 — at Great Alaska Shootout.
December: 3-4 — at First Bank Classic (Milwaukee); 8 — at Wisconsin; 11 — at Bowling Green State; 18 — Oregon; 27 — Chicago State; 30-31 — Great Northern Classic.
January: 8 — Western Illinois; 10 — Northern Illinois; 15 — at Youngstown State; 17 — at Cleveland State; 22 — at Wright State; 24 — at Eastern Illinois; 26 — at UW-Milwaukee; 29 — Valparaiso; 31 — Illinois-Chicago.
February: 5 — Youngstown State; 7 — Cleveland State; 12 — at Western Illinois; 14 — at Northern Illinois; 19 — at Valparaiso; 21 — at Illinois-Chicago; 24 — UW-Milwaukee; 26 — Wright State; 28 — Eastern Illinois.
March: at Mid-Continent Tournament (Rosemont, IL).

TEXAS TECH

Sat., Dec. 11 at Lubbock

GENERAL INFORMATION

Location: Lubbock, TX
Founded: 1923
Enrollment: 25,000
President: Dr. Robert Lawless
Athletic Director: Bob Bockrath
Nickname: Red Raiders
Colors: Scarlet and Black
Conference: Southwest
Arena: Municipal Coliseum (8,174)

MEDIA INFORMATION

Basketball SID: Kelly Robinson
Office Phone: (806) 742-2770
Home Phone: (806) 793-5291
Press Row Phone: (806) 742-3688
Fax: (806) 742-1970

BASKETBALL INFORMATION

Head Coach: James Dickey
Career Record: 33-26 (2 years)
Record at TT: 33-26 (2 years)
Office Phone: (806) 742-3367
Assistant Coaches: Doc Sadler, Greg Pinkney, Robert Brashear
1992-93 Record: 18-12
Conference Record: 6-8 (5th)
Lettermen Returning/Lost: 6/4
Starters Returning/Lost: 3/2
Series Record: First meeting

TOP RETURNNEES

Lance Hughes (G, 6-4, Jr., 16.2 ppg, 4.0 rpg); Jason Sasser (F, 6-6, So., 10.6 ppg, 5.1 rpg); Lenny Holly (G, 6-4, So., 8.8 ppg, 5.0 rpg)

TOP NEWCOMERS

Mark Davis (F, 6-7, Jr.); Jason Hamm (F/G, 6-6, Fr.); Brock Barnes (G, 6-5, Fr.)

SCHEDULE

November: 29 — Arkansas State.
December: 3-4 — at Southwest Missouri State Tournament; 8 — New Mexico; 11 — Wisconsin; 17 — at Brigham Young; 21 — North Texas; 29-30 — at All-College Tournament (Oklahoma City).
January: 8 — at Missouri-Kansas City; 12 — at Baylor; 15 — Houston; 18 — at SMU; 22 — at Texas; 25 — Missouri-Kansas City; 29 — Rice.
February: 2 — at TCU; 5 — Texas A&M; 9 — Baylor; 12 — at Houston; 16 — SMU; 19 — Texas; 23 — at Oral Roberts; 26 — at Rice.
March: 2 — TCU; 5 — at Texas A&M; 10-12 — at Southwest Conference Tournament (Dallas).

EASTERN MICHIGAN

Mon., Dec. 13 at Madison

GENERAL INFORMATION

Location: Ypsilanti, MI
Founded: 1849
Enrollment: 25,836
President: Dr. William Shelton
Athletic Director: Tim Weiss
Nickname: Eagles
Colors: Green and White
Conference: Mid-American
Arena: Bowen Field House (5,600)

MEDIA INFORMATION

SID: Jim Streeter
Office Phone: (313) 487-0317
Home Phone: (313) 485-3221
Fax: (313) 485-3840

BASKETBALL INFORMATION

Head Coach: Ben Braun
Career Record: 273-206 (16 years)
Record at EMU: 125-108 (8 years)
Office Phone: (313) 487-0214
Assistant Coaches: Gary Waters, Brian Miller, Andy Manning
1992-93 Record: 13-17
Conference Record: 8-10 (6th-tie)
Lettermen Returning/Lost: 7/3
Starters Returning/Lost: 4/1
Series Record: UW leads 2-1

TOP RETURNNEES

Ellery Morgan (G, 6-4, Sr., 15.5 ppg, 2.9 rpg); James Reed (G, 5-11, Sr., 9.2 ppg, 3.7 rpg); Theron Wilson (C, 6-9, Jr., 9.0 ppg, 4.4 rpg); Tony King (F, 6-7, Jr., 4.6 ppg, 4.7 rpg)

TOP NEWCOMERS

Maurice Brantley (G, 6-5, Sr.); Kareem Carpenter (F, 6-6, Jr.)

SCHEDULE

November: 29 — Hillsdale College.
December: 2 — Indianapolis; 6 — at UW-Milwaukee; 13 — at Wisconsin; 19 — at Washington State; 22 — at Chicago State; 30-31 — at UW-Green Bay Classic.
January: 5 — Akron; 8 — Toledo; 12 — at Kent State; 15 — Ball State; 19 — at Miami (OH); 22 — Western Michigan; 26 — at Ohio; 29 — Central Michigan.
February: 2 — at Bowling Green; 5 — at Toledo; 9 — Kent State; 12 — at Ball State; 16 — Miami (OH); 19 — at Western Michigan; 23 — Ohio; 26 — at Central Michigan.
March: 2 — Bowling Green; 5 — at Akron; 8-12 — at Mid-American Tournament.

MISSISSIPPI VALLEY STATE

Thu., Dec. 23 at Madison

GENERAL INFORMATION

Location: Itta Bena, MS
Founded: 1950
Enrollment: 2,200
President: Dr. William Sutton
Athletic Director: Chuck Prophet
Nickname: Delta Devils
Colors: Green and White
Conference: Southwestern Athletic
Arena: Harrison Field House (5,000)

MEDIA INFORMATION

SID: Chuck Prophet
Office Phone: (601) 254-6641
Home Phone: (601) 453-9580
Fax: (601) 254-6641

BASKETBALL INFORMATION

Head Coach: Lafayette Stribling
Career Record: 141-156 (10 years)
Record at MVSU: 141-156 (10 years)
Office Phone: (601) 254-9041, Ext. 6359
Assistant Coaches: Antonio Sanders, Harvey Wardell
1992-93 Record: 13-15
Conference Record: 7-7 (5th)
Lettermen Returning/Lost: 6/5
Starters Returning/Lost: 1/4
Series Record: First meeting

TOP RETURNNEES

George Norris (F, 6-6, Jr., 6.7 ppg, 4.9 rpg); Desmond Bobbett (G, 6-1, So., 5.5 ppg, 2.3 rpg); Shun Pearson (G, 6-4, So., 5.1 ppg, 1.3 rpg); Eric Redmond (C, 6-6, So., 3.8 ppg, 3.4 rpg)

TOP NEWCOMERS

Marcus Brisco (C, 6-9, Jr.); Marcus Collier (C, 6-10, So.); Joe Fleming (G, 6-4, Fr.); Demdium Rucker (F, 6-8, So.)

SCHEDULE

November: 27 — at Oral Roberts; 29 — at Minnesota.
December: 6 — Troy State; 8 — Talladega; 18-19 — at UAB Classic; 23 — at Wisconsin; 30 — at Baylor.
January: 4 — at Troy State; 8 — Southern; 10 — Alcorn State; 12 — at Delta State; 15 — at Prairie View; 17 — at Texas Southern; 19 — Oral Roberts; 22 — at Jackson State; 24 — at Alabama State; 29 — Grambling.
February: 1 — at Southern Mississippi; 5 — at Southern; 7 — at Alcorn State; 9 — Delta State; 12 — Prairie View; 14 — Texas Southern; 19 — Jackson State; 21 — Alabama State; 26 — at Grambling.
March: 10-13 — at SWAC Tournament (Baton Rouge, LA).

NON-CONFERENCE OPPONENTS

STANFORD

Mon., Dec. 27 at Madison

GENERAL INFORMATION

Location: Stanford, CA
 Founded: 1891
 Enrollment: 6,556
 President: Gerhard Casper
 Athletic Director: Ted Leland
 Nickname: Cardinal
 Colors: Cardinal and White
 Conference: Pac-10
 Arena: Maples Pavilion (7,500)

MEDIA INFORMATION

SID: Bob Vazquez
 Office Phone: (415) 723-4418
 Home Phone: (510) 791-0441
 Fax: (415) 725-2957

BASKETBALL INFORMATION

Head Coach: Mike Montgomery
 Career Record: 279-168 (15 years)
 Record at SU: 125-91 (7 years)
 Office Phone: (415) 723-0562
 Assistant Coaches: Jeff Jackson, Keith Larson, Doug Oliver
 1992-93 Record: 7-23
 Conference Record: 2-16 (10th)
 Lettermen Returning/Lost: 7/5
 Starters Returning/Lost: 4/1
 Series Record: Stanford leads 5-2

TOP RETURNEES

Brent Williams (F, 6-6, Sr., 13.2 ppg, 5.8 rpg); Dion Cross (G, 6-2, So., 10.6 ppg, 1.4 rpg); Darren Allaway (C, 6-8, So., 6.5 ppg, 4.6 rpg)

TOP NEWCOMERS

Frank Harris (G, 6-3, Jr.); Brevin Knight (G, 5-10, Fr.); Rich Jackson (G/F, 6-6, Fr.)

SCHEDULE

November: 26-27 — Fry's Invitational.
 December: 4 — UC-Riverside; 11 — at Santa Clara; 20 — McNeese State; 22 — Virginia; 27 — at Wisconsin; 29-30 — at Seton Hall Classic.
 January: 6 — Washington; 8 — Washington State; 13 — at Arizona State; 15 — at Arizona; 22 — California; 27 — UCLA; 29 — USC.
 February: 3 — at Oregon; 5 — at Oregon State; 10 — Arizona; 12 — Arizona State; 19 — at California; 24 — at USC; 26 — at UCLA.
 March: 3 — Oregon State; 5 — Oregon; 10 — at Washington State; 12 — at Washington.

GRAMBLING

Wed., Dec. 29 at Madison

GENERAL INFORMATION

Location: Grambling, LA
 Founded: 1901
 Enrollment: 7,533
 President: Dr. Harold Lundy
 Athletic Director: Fred Hobby
 Nickname: Tigers
 Colors: Black and Gold
 Conference: Southwestern Athletic
 Arena: Memorial Gym (4,500)

MEDIA INFORMATION

SID: Stanley Lewis
 Office Phone: (318) 274-2479
 Home Phone: (318) 247-3062
 Fax: (318) 274-2761

BASKETBALL INFORMATION

Head Coach: Aaron James
 Career Record: 57-112 (6 years)
 Record at GSU: 32-79 (4 years)
 Office Phone: (318) 274-2765
 Assistant Coaches: Willie Simmons, Marvin Alexander
 1992-93 Record: 13-14
 Conference Record: 5-9 (6th-tie)
 Lettermen Returning/Lost: 12/2
 Starters Returning/Lost: 5/0
 Series Record: First meeting

TOP RETURNEES

Kenny Sykes (G, 6-4, Jr., 23.9 ppg, 5.0 rpg); Dan Avery (G, 6-5, Sr., 10.7 ppg, 3.5 rpg); Donyea Jones (G, 6-3, Sr., 9.1 ppg, 3.0 rpg); Michael Tardy (F, 6-6, Jr., 9.2 ppg, 8.3 rpg)

TOP NEWCOMERS

Malcolm Collins (G, 6-4, Fr.); Kevin Howard (G, 6-1, Fr.); Shacoby Thomas (G, 6-0, So.)

SCHEDULE

November: 29 — Arkansas-Pine Bluff.
 December: 1 — at Texas-San Antonio; 4 — Baptist Christian College; 7 — Texas-San Antonio; 11 — Texas College; 17-18 — at US Air/East Coast Classic (Wilmington, NC); 21 — Arkansas-Little Rock; 29 — at Wisconsin.
 January: 5 — Jarvis Christian College; 8 — Alcorn State; 10 — Southern; 15 — at Texas Southern; 17 — at Prairie View; 22 — Alabama State; 24 — Jackson State; 29 — at Mississippi Valley State.
 February: 5 — at Alcorn State; 7 — at Southern; 12 — Texas Southern; 14 — Prairie View; 19 — at Alabama State; 21 — at Jackson State; 23 — Southeastern Louisiana; 26 — Mississippi Valley State; 28 — at Arkansas-Little Rock.
 March: 10-13 — at SWAC Tournament.

MARQUETTE

Sun., Jan. 2 at Madison

GENERAL INFORMATION

Location: Milwaukee, WI
 Founded: 1881
 Enrollment: 11,032
 President: Rev. Albert J. DiUlio, S.J.
 Athletic Director: Bill Cords
 Nickname: Warriors
 Colors: Royal Blue and Gold
 Conference: Great Midwest
 Arena: Bradley Center (18,592)

MEDIA INFORMATION

SID: Kathleen Hohl
 Office Phone: (414) 288-7447
 Home Phone: (414) 645-1419
 Fax: (414) 288-6519

BASKETBALL INFORMATION

Head Coach: Kevin O'Neill
 Career Record: 80-64 (5 years)
 Record at MU: 62-53 (4 years)
 Office Phone: (414) 288-7130
 Assistant Coaches: Bo Ellis, Dan Theiss, Craig McMillan
 1992-93 Record: 20-8
 Conference Record: 6-4 (3rd)
 Lettermen Returning/Lost: 8/5
 Starters Returning/Lost: 4/1
 Series Record: UW leads 53-46

TOP RETURNEES

Damon Key (F/C, 6-8, Sr., 13.6 ppg, 5.7 rpg); Roney Eford (G/F, 6-8, So., 11.0 ppg, 4.2 rpg); Tony Miller (G, 5-11, Jr., 8.8 ppg, 4.1 rpg); Robb Logtermann (G, 6-3, Sr., 7.1 ppg, 1.9 rpg)

TOP NEWCOMERS

Faisal Abraham (F, 6-7, Fr.); Abel Joseph (F, 6-8, Fr.); Anthony Pieper (G, 6-4, Fr.)

SCHEDULE

November: 26-28 — at San Juan Shootout.
 December: 3-4 — Marquette First Bank Classic; 7 — Illinois; 12 — Ohio State; 21 — Louisiana Tech; 28 — at No. Illinois.
 January: 2 — at Wisconsin; 5 — Memphis State; 8 — at Arizona; 12 — at De Paul; 19 — at UAB; 22 — St. Louis; 26 — at St. Louis; 29 — at Memphis State; 31 — South Florida.
 February: 2 — UAB; 5 — West Virginia; 10 — at Cincinnati; 13 — Cincinnati; 15 — at Virginia Tech; 17 — Notre Dame; 20 — Dayton; 23 — at Dayton; 27 — De Paul; 28 — San Francisco.
 March: 5 — UW-Milwaukee; 10-12 — at Great Midwest Tournament (Cincinnati).

Roster

No.	Name	Pos.	Ht.	Cl.	PPG	RPG	Hometown (HS)
00	Michael Jennings	G	6-4	Sr.	7.8	4.6	Severna Park, MD (St. John's)
5	T.J. McNulty	G/F	6-5	Fr.	—	—	Scranton, PA (Bishop Hannan)
10	Dan Earl	G	6-3	Fr.	—	—	Medford Lakes, NJ (Shawnee)
11	Chris Rogers	G	6-0	So.	0.5	0.0	Bellefonte, PA (Area)
12	Donovan Williams	G	6-1	Jr.	2.2	2.2	Eatonville, FL (Edgewater)
13	John Amaechi	C/F	6-10	Jr.	13.8	7.6	Manchester, Eng. (Toledo St. John's)
15	Rahsaan Carlton	F	6-6	So.	6.6	1.5	Harrisburg, PA (Susquehanna)
20	Steve Wydman	G	6-2	Sr.	1.9	1.2	Dallas, TX (J.J. Pearce)
22	Greg Bartram	G/F	6-5	Jr.	7.9	1.8	Chapmanville, WV (Logan)
31	Nate Althouse	G	5-10	Sr.	1.0	0.2	Lititz, PA (Warwick)
33	Glenn Sekunda +	F	6-7	Jr.	4.8	2.8	Morris Plains, NJ (Parsippany Hills)
34	Matt Gaudio	F	6-7	So.	8.6*	4.1*	Follansbee, WV (Brooke)
43	Dan McKenna	C	6-11	Jr.	0.2	0.6	Flemington, NJ (Hunterdon Central)
45	Michael Joseph	C	6-10	Jr.	2.1	2.7	Oldsmar, FL (East Lake)
50	Phil Williams	F/C	6-8	Fr.	—	—	Frederick, MD (Thomas Johnson)

* 1991-92 statistics

+ Transfer from Syracuse not eligible until 1994-95

Schedule

November: 26 — at Vanderbilt; 29 — Vermont. **December:** 4 — Duquesne; 8 — at Akron; 11 — Columbia; 20 — Maryland-Eastern Shore; 22 — Bethune-Cookman; 28-29 — at Lowcountry Classic (Charleston, SC). **January:** 6 — Wisconsin; 8 — at Indiana; 15 — Minnesota; 19 — at Ohio State; 22 — at Iowa; 27 — Purdue; 29 — at Northwestern. **February:** 2 — Illinois; 5 — Indiana; 9 — at Wisconsin; 16 — at Minnesota; 19 — Ohio State; 23 — Iowa; 26 — at Purdue. **March:** 2 — Northwestern; 5 — at Illinois; 9 — at Michigan; 12 — Michigan State.

Series Notes

Neither team has won on its home floor in the brief two-game series history ... Wisconsin won 75-68 in the inaugural game at University Park, while the Nittany Lions downed the Badgers 62-58 in Madison ... Wisconsin has been outrebounded 83-63 in the two previous games.

Badgers vs. Penn State

Player	G-GS	MN	FG-A	PCT	3P-A	PCT	FT-A	PCT	REB	AVG	PF-D	AT	TO	BK	ST	PTS	AVG
Conger	1-0	5	0-0	—	0-0	—	0-0	—	0	0.0	0-0	0	0	0	0	0	0.0
Finley	2-2	61	13-33	.394	3-8	.375	9-12	.750	14	7.0	5-0	5	0	1	0	38	19.0
Johnsen	2-0	46	3-15	.200	3-11	.273	0-0	—	2	1.0	1-0	2	0	0	0	9	4.5
Johnson	2-0	15	1-2	.500	0-0	—	0-0	—	4	2.0	3-0	0	0	2	0	2	1.0
Kelley	2-2	47	2-8	.250	0-0	—	2-2	1.000	9	4.5	3-0	1	1	0	0	6	3.0
Kilbride	2-2	40	4-7	.571	4-7	.571	2-2	1.000	2	1.0	6-0	0	4	0	1	14	7.0
McDuffie	1-0	4	1-1	1.000	0-0	—	0-0	—	2	2.0	2-0	0	0	0	0	2	2.0
Moore	—	—	—	—	—	—	—	—	—	—	—	—	—	—	—	—	—
Petersen	2-0	20	4-5	.800	0-0	—	0-0	—	2	1.0	2-0	0	2	0	1	8	4.0
Webster	2-2	68	10-32	.313	3-13	.231	4-4	1.000	11	5.5	3-0	14	2	1	8	27	13.5

THE NITTANY LIONS



Thu., Jan. 6 at University Park
Wed., Feb. 9 at Madison

GENERAL INFORMATION

Location: University Park, PA

Population: 41,317

Founded: 1855

Enrollment: 30,500

President: Dr. Joab Thomas

Athletic Director: James Tarman

Nickname: Nittany Lions

Colors: Blue and White

Conference: Big Ten

Arena: Rec Hall (1928)

Capacity: 6,846

MEDIA INFORMATION

Basketball SID: Jeff Brewer

Office Phone: (814) 865-1757

Home Phone: (814) 231-2009

Press Row Phone: (814) 863-3516

Fax: (814) 863-3165

BASKETBALL INFORMATION

Head Coach: Bruce Parkhill

Alma Mater: Lock Haven '71

Career Record: 236-219 (16 years)

Record at PSU: 147-144 (10 years)

Record vs. UW: 1-1

Assistants: Jerry Dunn, Ed DeChellis

Office Phone: (814) 865-5494

1992-93 Record: 7-20

Big Ten Record: 2-16 (11th)

Lettermen Returning/Lost: 10/3

Starters Returning/Lost: 3/2

SERIES INFORMATION

Series Record: Tied 1-1

At Madison: PSU leads 1-0

At University Park: UW leads 1-0

OHIO STATE

THE BUCKEYES



Sat., Jan. 8 at Madison
Sat., Feb. 5 at Columbus

GENERAL INFORMATION

Location: Columbus, OH
Population: 615,000
Founded: 1870
Enrollment: 52,000
President: Dr. E. Gordon Gee
Athletic Director: James L. Jones
Nickname: Buckeyes
Colors: Scarlet and Gray
Conference: Big Ten
Arena: St. John Arena (1957)
Capacity: 13,276

MEDIA INFORMATION

SID: Steve Snapp
Office Phone: (614) 292-6861
Home Phone: (614) 791-9675
Press Row Phone: (614) 292-1813
Fax: (614) 292-8547

BASKETBALL INFORMATION

Head Coach: Randy Ayers
Alma Mater: Miami (OH) '78
Career Record: 85-36 (4 years)
Record at OSU: 85-36 (4 years)
Record vs. UW: 7-1
Assistant Coaches: Dave Cecutti,
Mark Anderson, Randy Roth
Office Phone: (614) 292-0505
1992-93 Record: 15-13
Big Ten Record: 8-10 (7th)
Lettermen Returning/Lost: 10/2
Starters Returning/Lost: 5/0

SERIES INFORMATION

Series Record: OSU leads 70-48
At Madison: UW leads 33-27
At Columbus: OSU leads 43-15

Roster

No.	Name	Pos.	Ht.	Cl.	PPG	RPG	Hometown (HS)
3	Greg Simpson	G	6-1	So.	9.6	2.2	Lima, OH (Senior)
4	Doug Etzler	G	6-0	Jr.	2.9	1.0	Convoy, OH (Crestview)
15	Jamie Skelton	G	6-2	Sr.	14.2	3.0	Dayton, OH (Meadowdale)
23	Derek Anderson	F	6-6	So.	10.2	3.3	Louisville, KY (Doss)
33	Charles Macon	F	6-6	So.	2.2	1.9	Michigan City, IN (Elston)
34	L. Funderburke	C	6-9	Sr.	16.3	6.8	Columbus, OH (Wehrle)
35	Gerald Eaker	C	6-11	Fr.	—	—	West Chester, IL (St. Joseph)
40	Rickey Dudley	C/F	6-7	Jr.	5.1	4.8	Henderson, TX (HS)
41	Antonio Watson	C	6-9	Jr.	2.9	2.3	Columbus, OH (Eastmoor)
42	Jimmy Ratliff	F	6-9	Sr.	1.6	1.6	Middletown, OH (HS)
44	Nate Wilbourne	C/F	6-11	So.	0.6	0.4	Columbus, OH (Upper Arlington)

Schedule

November: 27 — Missouri-St. Louis; 29 — Pennsylvania. **December:** 4 — UNC-Ashville; 12 — at Marquette; 14 — UC-Santa Barbara; 18 — at North Carolina; 21-23 — at Maui Classic; 30 — West Virginia. **January:** 2 — North Carolina A&T; 4 — Iowa; 8 — at Wisconsin; 13 — at Michigan; 15 — Illinois; 19 — Penn State; 22 — at Purdue; 26 — Michigan State. **February:** 2 — at Indiana; 5 — Wisconsin; 9 — at Minnesota; 13 — Michigan; 15 — at Illinois; 19 — at Penn State; 23 — Purdue; 26 — at Michigan State. **March:** 6 — Indiana; 9 — Northwestern; 12 or 13 — at Iowa.

Series Notes

Ohio State has won 13 of the last 16 meetings, including 13 in a row at St. John Arena ... The Badgers' last win in Columbus was in 1980 (72-71) ... Michael Finley's 34-point effort in last season's win at Madison was the best ever by a Badger against the Buckeyes.

Badgers vs. Ohio State

Player	G-GS	MN	FG-A	PCT	3P-A	PCT	FT-A	PCT	RB	AVG	PF-D	AT	TO	BK	ST	PTS	AVG
Conger	2-0	4	0-0	—	0-0	—	0-0	—	0	0.0	2-0	3	0	0	0	0	0.0
Finley	4-4	141	24-54	.444	5-15	.333	19-23	.826	22	5.5	11-1	10	13	2	5	72	18.0
Johnsen	3-0	48	5-13	.385	2-9	.222	1-2	.500	6	2.0	4-0	2	4	0	1	13	4.3
Johnson	5-1	42	3-4	.750	0-0	—	1-3	.333	6	1.2	5-0	3	0	0	1	7	1.4
Kelley	2-2	43	5-11	.455	0-0	—	6-9	.667	3	1.5	2-0	0	3	0	1	16	8.0
Kilbride	2-2	49	4-9	.444	4-7	.571	0-0	—	2	1.0	6-0	1	11	0	2	12	6.0
McDuffie	2-0	4	0-0	—	0-0	—	0-0	—	0	0.0	1-0	0	0	0	0	0	0.0
Moore	2-0	4	0-0	—	0-0	—	0-0	—	1	0.5	0-0	0	0	0	0	0	0.0
Petersen	2-0	25	4-6	.667	0-0	—	2-2	1.000	5	2.5	2-0	0	0	2	1	10	5.0
Webster	4-4	138	19-51	.373	9-20	.450	21-21	1.000	13	3.3	10-0	24	15	0	8	68	17.0

MINNESOTA

Roster

No.	Name	Pos.	Ht.	Cl.	PPG	RPG	Hometown (HS)
3	Ryan Wolf	G	6-3	Jr.	3.2	0.6	Martinsville, IN (HS)
10	Arriel McDonald	G	6-2	Sr.	11.0	2.8	Raleigh, NC (Athens Drive)
11	Hosea Crittenden	G	5-9	So.	0.3	0.0	Rosemount, MN (HS)
12	John Thomas	F	6-9	Fr.	—	—	Minneapolis, MN (Roosevelt)
15	Sean Whitlock	G	6-0	Fr.	—	—	Pontiac, MI (Northern)
21	Voshon Lenard	G	6-4	Jr.	17.1	3.6	Detroit, MI (Southwestern)
22	David Grim	F	6-7	So.	1.3	0.9	Massillon, OH (Washington)
23	Townsend Orr	G	6-1	Sr.	6.6	2.6	Dolton, IL (Thornridge)
32	Jayson Walton	F	6-6	Jr.	11.9	6.3	Dallas, TX (Kimball)
33	Kevin Baker	F	6-6	So.	0.7	0.6	Toledo, OH (St. Francis De Sales)
34	Randy Carter	F	6-8	Sr.	11.4	6.9	Memphis, TN (Central)
40	David Washington	F/C	6-10	Jr.	2.0	1.8	Albion, MI (Hutchinson JC)
50	Trevor Winter	C	7-0	Fr.	—	—	Slayton, MN (HS)
51	Chad Kolander	F/C	6-9	Jr.	5.9	4.3	Owatonna, MN (HS)
53	Ernest Nzigamasabo	F/C	6-9	Sr.	3.1	2.1	Bujumbura, Burundi, Africa (Mound-Westonka, MN)

THE GOLDEN GOPHERS



Wed., Jan. 12 at Minneapolis
Sat., Feb. 12 at Madison

GENERAL INFORMATION

Location: Minneapolis, MN
Population: 370,000
Founded: 1851
Enrollment: 39,000
President: Nils Hasselmo
Athletic Director: Dr. McKinley Boston
Nickname: Golden Gophers
Colors: Maroon and Gold
Conference: Big Ten
Arena: Williams Arena (1928)
Capacity: 14,300

MEDIA INFORMATION

Basketball SID: Marc Ryan
Office Phone: (612) 625-4090
Home Phone: (612) 722-4504
Press Row Phone: (612) 626-1308
Fax: (612) 625-0359

BASKETBALL INFORMATION

Head Coach: Clem Haskins
Alma Mater: Western Kentucky '67
Career Record: 212-173 (13 years)
Record at UM: 111-100 (7 years)
Record vs. UW: 8-6
Assistant Coaches: Milton Barnes, Dan Kosmoski, Dave Thorson
Office Phone: (612) 625-3085
1992-93 Record: 22-10
Big Ten Record: 9-9 (5th-tie)
Lettermen Returning/Lost: 10/2
Starters Returning/Lost: 5/0

SERIES INFORMATION

Series Record: UM leads 89-69
At Madison: UW leads 46-30
At Minneapolis: UM leads 57-25

Schedule

November: 18 — Rice (Pre-Season NIT); 20-26 — Pre-Season NIT; 29 — Mississippi Valley State.
December: 3 — at Middle Tennessee State; 15 — Clemson; 19 — Western Carolina; 23 — at San Jose State; 28 — at Virginia; 31 — James Madison. **January:** 3 — Northeastern Illinois; 8 — at Northwestern; 12 — Wisconsin; 15 — at Penn State; 20 — Michigan; 22 — Michigan State; 26 — at Indiana; 29 — Purdue; 30 — at St. John's. **February:** 2 — at Iowa; 5 — Northwestern; 9 — Ohio State; 12 — at Wisconsin; 16 — Penn State; 19 — at Michigan; 23 — at Michigan State; 27 — Indiana. **March:** 3 — at Purdue; 5 — Iowa; 9 — at Illinois.


Series Notes

The Golden Gophers have won four of the last five meetings, but the Badgers have won six of the last seven at the Field House ... Minnesota has won 22 of the last 23 meetings at Williams Arena ... Over the last six years, the Badgers are 5-2 against the Golden Gophers when scoring 70 points or more and 0-5 when scoring less than 70 points ... Wisconsin has played Minnesota 158 times, more than any other opponent.

Badgers vs. Minnesota

Player	G-GS	MN	FG-A	PCT	3P-A	PCT	FT-A	PCT	REB	AVG	PF-D	AT	TO	BK	ST	PTS	AVG
Conger	—	—	—	—	—	—	—	—	—	—	—	—	—	—	—	—	—
Finley	4-4	140	22-49	.449	10-24	.417	17-23	.739	17	4.3	13-1	10	13	3	3	71	17.8
Johnsen	3-0	37	7-13	.538	4-7	.571	1-2	.500	3	1.0	4-0	1	0	0	2	19	6.3
Johnson	4-2	65	3-9	.333	0-0	—	2-3	.667	14	3.5	9-0	1	1	5	0	8	2.0
Kelley	3-2	51	2-6	.333	0-0	—	2-6	.333	12	4.0	4-0	1	3	0	0	6	2.0
Kilbride	3-2	70	3-19	.158	2-13	.154	7-10	.700	5	1.7	7-0	8	5	0	3	15	5.0
McDuffie	2-0	9	0-1	.000	0-0	—	0-0	—	2	1.0	1-0	3	1	0	1	0	0.0
Moore	—	—	—	—	—	—	—	—	—	—	—	—	—	—	—	—	—
Petersen	4-1	46	6-13	.462	0-0	—	3-4	.750	9	2.3	3-0	0	2	0	1	15	3.8
Webster	4-4	128	21-53	.396	11-23	.478	9-13	.692	18	4.5	13-1	15	13	0	4	62	15.5

THE BOILERMAKERS



Sat., Jan. 15 at Madison
Wed., Feb. 16 at W. Lafayette

GENERAL INFORMATION

Location: West Lafayette, IN
Population: 21,247
Founded: 1869
Enrollment: 35,833
President: Dr. Stephen C. Beering
Athletic Director: Morgan Burke
Nickname: Boilermakers
Colors: Old Gold and Black
Conference: Big Ten
Arena: Mackey Arena (1967)
Capacity: 14,123

MEDIA INFORMATION

SID: Mark Adams
Office Phone: (317) 494-3197
Home Phone: (317) 463-0102
Press Row Phone: (317) 494-6364
Fax: (317) 494-5447

BASKETBALL INFORMATION

Head Coach: Gene Keady
Alma Mater: Kansas State '58
Career Record: 306-149 (15 years)
Record at PU: 268-130 (13 years)
Record vs. UW: 24-2
Assistant Coaches: Bruce Weber,
Frank Kendrick, Jay Price
Office Phone: (317) 494-3214
1992-93 Record: 18-10
Big Ten Record: 9-9 (5th-tie)
Lettermen Returning/Lost: 12/2
Starters Returning/Lost: 4/1

SERIES INFORMATION

Series Record: PU leads 88-50
At Madison: UW leads 35-34
At West Lafayette: PU leads 54-15

Roster

No.	Name	Pos.	Ht.	Cl.	PPG	RPG	Hometown (HS)
00	Kenny Williams	C	6-9	Sr.	2.4	1.1	Mt. Prospect, IL (Chicago So. Shore)
11	Matt Waddell	G	6-4	Jr.	7.1	2.9	Tipton, IN (HS)
13	Glenn Robinson	F	6-8	Jr.	24.1	9.2	Gary, IN (Roosevelt)
14	Matt ten Dam	C	7-2	Fr.	—	—	Amelo, Holland (Northfield, IN)
20	Todd Foster	G	6-1	So.	0.6	0.1	Washington, IL (Community)
21	Herb Dove	G/F	6-5	So.	2.0	0.8	Indianapolis, IN (Perry Meridian)
22	Cuonzo Martin	G/F	6-6	Jr.	11.9	3.7	East St. Louis, IL (Lincoln)
23	Porter Roberts	G	6-3	So.	3.6	2.0	Chattanooga, TN (Arts & Sciences)
30	Linc Darner	G	6-4	Sr.	2.0	0.8	Anderson, IN (Highland)
33	Justin Jennings	F	6-6	So.	1.2	0.7	Grand Rapids, MI (Central)
34	Ian Stanback	F/C	6-7	Sr.	6.8	4.6	East St. Louis, IL (Senior)
35	Cornelius McNary	C	6-9	Sr.	1.6	1.4	Matteson, IL (Rich South)
42	Brandon Brantley	F	6-8	So.	—	—	East Chicago, IN (Andrean)
55	Paul Gilvydis	F	6-9	Fr.	—	—	Farmington Hills, MI (Harrison)

Schedule

November: 24-27 — at Great Alaska Shootout. **December:** 3-4 — Boilermaker Invitational; 8 — vs. New Orleans (at Superdome); 10 — vs. Houston (at Indianapolis); 18 — Georgia Southern; 21 — Tennessee-Chattanooga; 30 — at Weber State. **January:** 2 — at San Francisco; 5 — at Northwestern; 9 — Seton Hall; 12 — Michigan State; 15 — at Wisconsin; 18 — Indiana; 22 — Ohio State; 27 — at Penn State; 29 — at Minnesota. **February:** 1 — Michigan; 6 — at Iowa; 9 — Northwestern; 12 — at Michigan State; 16 — Wisconsin; 19 — at Indiana; 23 — at Ohio State; 26 — Penn State. **March:** 3 — Minnesota; 6 — at Michigan; 12 or 13 — Illinois.

Series Notes

Purdue has won 36 of the last 39 meetings, including 21 in a row at Mackey Arena ... The Badgers' last win at West Lafayette was in 1972 (84-65) ... Wisconsin hasn't swept a season series from the Boilermakers since 1972 ... Michael Finley's 33-point effort in last year's 90-87 double-overtime loss was the highest total ever by a Badger versus Purdue.

Badgers vs. Purdue

Player	G-GS	MN	FG-A	PCT	3P-A	PCT	FT-A	PCT	REB	AVG	PF-D	AT	TO	BK	ST	PTS	AVG
Conger	—	—	—	—	—	—	—	—	—	—	—	—	—	—	—	—	—
Finley	4-4	155	19-48	.396	5-12	.417	21-29	.724	16	4.0	13-0	18	9	1	17	64	16.0
Johnsen	4-0	40	4-13	.308	3-8	.375	0-0	—	0	0.0	7-0	0	0	0	1	11	2.8
Johnson	5-2	35	0-2	.000	0-0	—	1-2	.500	2	0.4	5-0	1	1	1	0	1	0.2
Kelley	4-2	62	7-12	.583	0-1	.000	2-5	.400	3	0.8	7-0	1	4	0	0	16	4.0
Kilbride	3-2	61	5-11	.455	4-6	.667	1-2	.500	2	1.0	5-0	4	4	0	2	15	7.5
McDuffie	1-0	1	0-0	—	0-0	—	0-0	—	0	0.0	1-0	0	0	0	0	0	0.0
Moore	—	—	—	—	—	—	—	—	—	—	—	—	—	—	—	—	—
Petersen	4-1	33	4-8	.500	0-0	—	0-1	.000	5	1.3	8-1	0	2	0	0	8	2.0
Webster	4-4	156	22-51	.431	4-10	.400	18-20	.900	14	3.5	8-0	17	20	0	5	66	16.5

MICHIGAN STATE

Spartan Roster

No.	Name	Pos.	Ht.	Cl.	PPG	RPG	Hometown (HS)
3	Kris Weshinsky	G	6-4	Sr.	10.4	3.4	Purcellville, VA (Loudon Valley)
4	David Hart	G	6-4	So.	0.3	0.3	Battle Creek, MI (Central)
13	Eric Snow	G	6-3	Jr.	4.3	2.6	Canton, OH (McKinley)
21	Jon Garavaglia	F	6-9	Fr.	—	—	Southgate, MI (Aquinas)
22	Steve Nicodemus	G	6-4	So.	1.1	0.5	South Whitley, IN (Whitko)
23	Daimon Beathea	F	6-7	So.	2.2	1.4	Elkhart, IN (Memorial)
24	Shawn Respert	G	6-3	Jr.	20.1	4.0	Detroit, MI (Bishop Borgess)
30	Jamie Feick	F	6-8	So.	0.4	1.4	Lexington, OH (HS)
34	Anthony Miller	F	6-9	Sr.	6.6	5.2	Benton Harbor, MI (HS)
35	Steve Polonowski	F	6-9	Fr.	—	—	Rockford, MI (HS)
40	Quinton Brooks	F	6-7	So.	4.2	2.7	Akron, OH (Firestone)

1992-93 Schedule

November: 26-28 — at San Juan Shootout. **December:** 4 — at Louisville; 7 — at Cleveland State; 9 — East Tennessee State; 11 — Detroit Mercy; 14 — Illinois-Chicago; 18 — Nebraska; 21 — at Tennessee; 29-30 — Olds Spartan Classic. **January:** 5 — at Michigan; 8 — Illinois; 12 — at Purdue; 15 — Northwestern; 19 — Wisconsin; 22 — at Minnesota; 26 — at Ohio State; 29 — Iowa. **February:** 2 — at Wisconsin; 5 — Michigan; 9 — at Illinois; 12 — Purdue; 17 — at Northwestern; 23 — Minnesota; 26 — Ohio State. **March:** 2 — at Iowa; 9 — Indiana; 12 — at Penn State.


Series Notes

The Badgers swept the Spartans for the first time since 1988 last season ... Wisconsin has taken three of the last five meetings ... The Badgers have won four of the last six games in Madison, three of which have been in overtime or double-overtime ... Six of the last seven games at the Field House have been decided by seven points or less ... Over the last seven seasons, the Badgers are 7-1 against the Spartans when scoring 65 points or more and 0-6 when scoring less than 65 points.

Badgers vs. Michigan State

Player	G-GS	MN	FG-A	PCT	3P-A	PCT	FT-A	PCT	REB	AVG	PF-D	AT	TO	BK	ST	PTS	AVG
Conger	—	—	—	—	—	—	—	—	—	—	—	—	—	—	—	—	—
Finley	4-4	141	27-65	.415	6-22	.273	14-19	.737	19	4.8	7-0	11	7	3	5	74	18.5
Johnsen	5-0	50	6-21	.286	5-11	.455	0-0	—	2	0.4	2-0	2	0	1	2	17	3.4
Johnson	4-1	39	1-5	.200	0-0	—	0-0	—	4	1.0	7-0	0	2	3	1	2	0.5
Kelley	4-2	52	7-14	.500	1-1	1.000	0-1	.000	6	1.5	5-0	3	2	0	1	15	3.8
Kilbride	3-2	52	5-10	.500	3-6	.500	0-1	.000	1	0.3	6-0	1	2	0	5	13	4.3
McDuffie	1-0	1	0-0	—	0-0	—	0-0	—	0	0.0	0-0	0	0	0	0	0	0.0
Moore	—	—	—	—	—	—	—	—	—	—	—	—	—	—	—	—	—
Petersen	4-0	54	4-9	.444	0-0	—	5-7	.714	13	3.3	8-0	0	5	1	2	13	3.3
Webster	4-4	149	21-46	.457	6-18	.333	4-7	.571	14	3.5	6-0	15	8	2	4	52	13.0

THE SPARTANS



Wed., Jan. 19 at East Lansing
Wed., Feb. 2 at Madison

GENERAL INFORMATION

Location: East Lansing, MI
Population: 51,392
Founded: 1855
Enrollment: 40,047
President: M. Peter McPherson
Athletic Director: Merrily Dean Baker
Nickname: Spartans
Colors: Green and White
Conference: Big Ten
Arena: Breslin Center (1989)
Capacity: 15,138

MEDIA INFORMATION

Basketball SID: John Farina
Office Phone: (517) 355-2272
Home Phone: (517) 355-5914
Press Row Phone: (517) 353-1626
Fax: (517) 353-9636

BASKETBALL INFORMATION

Head Coach: Jud Heathcote
Alma Mater: Washington State '50
Career Record: 378-255 (22 years)
Record at MSU: 298-202 (17 years)
Record vs. UW: 21-13
Assistant Coaches: Tom Izzo, Stan Joplin, Brian Gregory
Office Phone: (517) 355-1643
1992-93 Record: 15-13
Big Ten Record: 7-11 (8th-tie)
Lettermen Returning/Lost: 9/4
Starters Returning/Lost: 3/2

SERIES INFORMATION

Series Record: MSU leads 46-45
At Madison: UW leads 33-16
At East Lansing: MSU leads 30-12

ILLINOIS

THE FIGHTING ILLINI



Tue., Jan. 25 at Madison
Sun., Feb. 27 at Champaign

GENERAL INFORMATION

Location: Champaign-Urbana, IL
Population: 111,172
Founded: 1867
Enrollment: 34,000
President: Stanley O. Ikenberry
Athletic Director: Ron Guenther
Nickname: Fighting Illini
Colors: Orange and Blue
Conference: Big Ten
Arena: Assembly Hall (1963)
Capacity: 16,321

MEDIA INFORMATION

Basketball SID: Dick Barnes
Office Phone: (217) 333-1391
Home Phone: (217) 384-8113
Press Row Phone: (217) 333-1227
Fax: (217) 333-5540

BASKETBALL INFORMATION

Head Coach: Lou Henson
Alma Mater: New Mexico State '55
Career Record: 609-295 (31 years)
Record at UI: 369-188 (18 years)
Record at UI vs. UW: 29-7
Assistant Coaches: Dick Nagy, Jimmy Collins, Mark Coomes
Office Phone: (217) 333-3400
1992-93 Record: 19-13
Big Ten Record: 11-7 (3rd-tie)
Lettermen Returning/Lost: 7/5
Starters Returning/Lost: 3/2

SERIES INFORMATION

Series Record: UI leads 93-57
At Madison: UW leads 42-35
At Champaign: UI leads 58-15

Roster

No.	Name	Pos.	Ht.	Cl.	PPG	RPG	Hometown (HS)
22	Kiwane Garris	G	6-2	Fr.	—	—	Chicago, IL (Westinghouse)
24	Richard Keene	G	6-6	So.	8.3	2.2	Collinsville, IL (HS)
25	Deon Thomas	C/F	6-9	Sr.	18.3	8.0	Chicago, IL (Simeon)
30	Robert Bennett	F	6-6	Jr.	7.6	6.8	Chicago, IL (Julian)
31	Brett Robisch	F	6-10	Fr.	—	—	Springfield, IL (Calvary)
32	Tom Michael	F	6-8	Sr.	4.1	2.2	Hoffman, IL (Carlyle)
35	Shelly Clark	C/F	6-9	Jr.	—	—	Chicago, IL (S. Shore/Indian Hills CC)
40	Jerry Hester	F	6-6	Fr.	—	—	Peoria, IL (Manual)
42	Gene Cross	G	6-3	Sr.	0.2	0.0	Olympia Fields, IL (Rich Central)
44	T.J. Wheeler	G	6-4	Sr.	8.0	3.4	Buckner, IL (Christopher)
45	Chris Gandy	F	6-9	Fr.	—	—	Kankakee, IL (Bradley-Bourbonnais)
52	Steve Roth	C	6-10	Jr.	0.3	0.3	Belleville, IL (East)

Schedule

December: 1 — La Salle; 4 — Illinois-Chicago; 7 — at Marquette; 10-11 — Illini/Pepsi Classic; 18 — Chicago State; 20 — Jackson State; 22 — vs. Missouri (at St. Louis). **January:** 2 — Texas; 8 — at Michigan State; 12 — Northwestern; 15 — at Ohio State; 19 — Iowa; 23 — Michigan; 25 — at Wisconsin; 30 — Indiana. **February:** 2 — at Penn State; 9 — Michigan State; 12 — at Northwestern; 15 — Ohio State; 19 — at Iowa; 22 — at Michigan; 27 — Wisconsin. **March:** 1 — at Indiana; 5 — Penn State; 9 — Minnesota; 12 or 13 — at Purdue.

Series Notes

Illinois has won 21 of the last 24 meetings, but the teams have split the last six contests ... Illinois has won 12 straight at the Assembly Hall, with the Badgers' last win coming in 1981 (54-45) ... Wisconsin has won four of the last five at the Field House ... Tracy Webster's 33-point effort against the Illini two seasons ago at the Field House was the highest total ever by a Badger versus Illinois ... The Badgers have not swept a season series from the Fighting Illini since 1962.

Badgers vs. Illinois

Player	G-GS	MN	FG-A	PCT	3P-A	PCT	FT-A	PCT	REB	AVG	PF-D	AT	TO	BK	ST	PTS	AVG
Conger	1-0	4	0-0	—	0-0	—	0-0	—	0	0.0	2-0	0	1	0	0	0	0.0
Finley	4-4	145	31-65	.477	8-19	.421	17-25	.680	29	7.3	15-1	8	10	1	2	87	21.8
Johnsen	4-0	51	3-12	.250	2-7	.286	0-0	—	4	1.0	5-0	1	1	0	0	8	2.0
Johnson	4-1	44	1-1	1.000	0-0	—	1-2	.500	4	1.0	5-0	1	1	2	1	3	0.8
Kelley	3-2	46	5-12	.417	0-0	—	2-3	.667	10	3.3	6-0	1	0	1	1	12	4.0
Kilbride	3-2	39	4-11	.364	2-8	.250	2-2	1.000	2	0.7	6-0	1	4	0	2	12	4.0
McDuffie	2-0	2	0-0	—	0-0	—	0-0	—	0	0.0	0-0	0	0	0	0	0	0.0
Moore	—	—	—	—	—	—	—	—	—	—	—	—	—	—	—	—	—
Petersen	4-1	61	10-16	.625	0-0	—	5-6	.833	4	1.0	10-0	0	5	3	1	25	6.3
Webster	4-4	139	27-64	.422	8-20	.400	13-17	.765	21	5.3	12-0	28	10	1	11	75	18.8

MICHIGAN

Roster

No.	Name	Pos.	Ht.	Cl.	PPG	RPG	Hometown (HS)
5	Jalen Rose	G	6-8	Jr.	15.4	4.2	Detroit, MI (Southwestern)
11	Dugan Fife	G	6-2	So.	0.5	0.9	Clarkston, MI (HS)
20	Olivier Saint Jean	F	6-7	Fr.	—	—	Versailles, France (Evreux Club)
21	Ray Jackson	F	6-6	Jr.	9.0	4.1	Austin, TX (L.B.J.)
22	Jason Bossard	G	6-4	Sr.	1.5	0.3	Charlotte, MI (HS)
24	Jimmy King	G	6-5	Jr.	10.8	4.4	Plano, TX (East)
25	Juwan Howard	C	6-9	Jr.	14.6	7.4	Chicago, IL (Vocational)
31	Bobby Crawford	G	6-3	Fr.	—	—	Houston, TX (Eisenhower)
41	Leon Derricks	F/C	6-9	So.	0.8	1.3	Flint, MI (Northwestern)
44	Chris Fields	F	6-5	So.	—	—	Detroit, MI (Renaissance)

Schedule

November: 26 — vs. Georgia Tech (at Springfield, MA); 29 — Cleveland State. **December:** 1 — Tulane; 4 — Tennessee-Chattanooga; 6 — Detroit Mercy; 11 — Duke; 20 — Central Michigan; 28-30 — at Fiesta Bowl Classic (Tucson, AZ). **January:** 3 — Boston University; 5 — Michigan State; 8 — at Iowa; 13 — Ohio State; 16 — at Indiana; 20 — at Minnesota; 23 — at Illinois; 29 — Wisconsin. **February:** 1 — at Purdue; 5 — at Michigan State; 8 — Indiana; 13 — at Ohio State; 16 — Iowa; 19 — Minnesota; 22 — Illinois. **March:** 2 — at Wisconsin; 6 — Purdue; 9 — Penn State; 12 — at Northwestern.

Series Notes

The Wolverines have won 17 of the last 19 meetings, including 11 in a row at Crisler Arena ... Wisconsin's last win at Michigan was a 65-63 victory in 1982 ... The Badgers have not swept a season series from the Wolverines since 1979.

Badgers vs. Michigan

Player	G-GS	MN	FG-A	PCT	3P-A	PCT	FT-A	PCT	REB	AVG	PF-D	AT	TO	BK	ST	PTS	AVG
Conger	1-0	15	1-4	.250	1-3	.333	0-0	—	0	0.0	1-0	2	2	0	0	3	3.0
Finley	4-4	144	32-65	.492	9-26	.346	20-25	.800	33	8.3	12-0	14	16	2	4	93	23.3
Johnsen	3-1	49	5-14	.357	4-12	.333	0-3	.000	6	2.0	1-0	2	5	0	0	14	4.7
Johnson	4-2	65	6-9	.667	0-0	—	2-2	1.000	6	1.5	5-0	1	2	1	0	14	3.5
Kelley	4-2	44	2-12	.167	0-0	—	1-2	.500	11	2.8	6-0	2	3	0	0	5	1.3
Kilbride	3-1	35	1-6	.167	1-4	.250	4-4	1.000	2	0.7	4-0	0	5	0	1	7	2.3
McDuffie	2-0	9	1-2	.500	0-0	—	0-0	—	1	0.5	2-0	0	1	0	0	2	1.0
Moore	1-0	1	0-0	—	0-0	—	0-0	—	0	0.0	0-0	0	0	0	0	0	0.0
Petersen	4-1	58	16-24	.667	0-0	—	6-7	.857	9	2.3	7-0	1	6	0	2	38	9.5
Webster	4-4	151	24-58	.414	9-21	.429	12-15	.800	16	4.0	8-0	28	13	0	10	75	18.8

THE WOLVERINES



Sat., Jan. 29 at Ann Arbor
Wed., Mar. 2 at Madison

GENERAL INFORMATION

Location: Ann Arbor, MI
Population: 115,000
Founded: 1837
Enrollment: 36,228
President: James J. Duderstadt
Athletic Director: Jack Weidenbach
Nickname: Wolverines
Colors: Maize and Blue
Conference: Big Ten
Arena: Crisler Arena (1967)
Capacity: 13,562

MEDIA INFORMATION

SID: Bruce Madej
Office Phone: (313) 763-4423
Home Phone: (313) 971-2549
Press Row Phone: (313) 998-7188
Fax: (313) 747-1188

BASKETBALL INFORMATION


Head Coach: Steve Fisher
Alma Mater: Illinois State '67
Career Record: 99-37 (4 years)
Record at UM: 99-37 (4 years)
Record vs. UW: 7-1
Assistant Coaches: Ray McCallum, Brian Dutcher, Jay Smith
Office Phone: (313) 763-5504
1992-93 Record: 31-5
Big Ten Record: 15-3 (2nd)
Lettermen Returning/Lost: 7/6
Starters Returning/Lost: 4/1

SERIES INFORMATION

Series Record: UM leads 75-46
At Madison: UW leads 31-30
At Ann Arbor: UM leads 44-14
At Neutral Sites: Tied 1-1

NORTHWESTERN

THE WILDCATS



Sat., Feb. 19 at Madison
Sat., Mar. 5 at Evanston

GENERAL INFORMATION

Location: Evanston, IL
Population: 73,750
Founded: 1851
Enrollment: 7,400
President: Arnold Weber
Acting Athletic Director: Ken Kraft
Nickname: Wildcats
Colors: Purple and White
Conference: Big Ten
Arena: Welsh-Ryan Arena (1951)
Capacity: 8,117

MEDIA INFORMATION

Media Services: Greg Shea
Office Phone: (708) 491-7503
Home Phone: (312) 935-1436
Press Row Phone: (708) 491-8852
Fax: (708) 491-8818

BASKETBALL INFORMATION

Head Coach: Ricky Byrdsong
Alma Mater: Iowa State '78
Career Record: 53-87 (5 years)
Record at NU: First year
Record vs. UW at NU: 0-0
Assistant Coaches: Paul Swanson,
Tim Carter, Shawn Parrish
Office Phone: (708) 491-7904
1992-93 Record: 8-19
Big Ten Record: 3-15 (10th)
Lettermen Returning/Lost: 10/4
Starters Returning/Lost: 4/1

SERIES INFORMATION

Series Record: UW leads 85-52
At Madison: UW leads 50-18
At Evanston: NU leads 31-29
At Chicago: UW leads 6-3

Roster

No.	Name	Pos.	Ht.	Cl.	PPG	RPG	Hometown (HS)
3	Matt Purdy	F	6-6	Jr.	1.8	1.5	Santa Barbara, CA (HS)
4	Cedric Neloms	F	6-5	Jr.	16.8	5.2	Leighton, AL (Colbert County)
12	Jevon Johnson	G	6-3	Fr.	—	—	Savannah, GA (HS)
14	Todd Leslie	G	6-5	Sr.	10.9*	3.5*	Palatine, IL (Fremd)
22	Eric Simpson	G	6-1	Sr.	1.2	0.8	Chicago, IL (St. Ignatius)
23	Patrick Baldwin	G	6-1	Sr.	12.6	3.4	Leavenworth, KS (HS)
24	Dion Lee	G	6-5	Jr.	9.3	4.0	Louisville, KY (Ballard)
30	Kip Kirkpatrick	G	6-5	Sr.	5.4	3.1	Lexington, KY (Henry Clay)
34	T.J. Rayford	F	6-7	Jr.	2.2	1.2	Waynesboro, GA (Burke County)
42	Evan Eschmeyer	C	6-11	Fr.	—	—	New Knoxville, OH (HS)
44	Dewey Williams	F	6-9	Jr.	3.0	2.7	Indianapolis, IN (North Central)
45	Dan Kreft	C	7-0	So.	—	—	Coral Gables, FL (HS/Polk CC)
55	Kevin Rankin	C	6-11	Sr.	15.3	8.4	De Pere, WI (Abbot Pennings)

* 1991-92 statistics

Schedule

November: 27 — Chicago; 29 — Western Illinois. **December:** 4 — Illinois State; 11 — at Loyola (IL); 15 — at Youngstown State; 18 — at Texas A&M; 20 — Holy Cross; 29-30 — at Hatter Classic (Deland, FL). **January:** 5 — Purdue; 8 — Minnesota; 12 — at Illinois; 15 — at Michigan State; 22 — at Indiana; 26 — Iowa; 29 — Penn State. **February:** 5 — at Minnesota; 9 — at Purdue; 12 — Illinois; 17 — Michigan State; 19 — at Wisconsin; 24 — Indiana; 26 — at Iowa. **March:** 2 — at Penn State; 5 — Wisconsin; 9 — at Ohio State; 12 — Michigan.

Series Notes

The Badgers have won 17 of the last 20 games, including 11 in a row at the Field House ... Northwestern's last win in Madison came in 1982 (61-55) ... The Wildcats have won three of the last four contests at Welsh-Ryan Arena ... Northwestern's last season sweep of the Badgers was in 1976.

Badgers vs. Northwestern

Player	G-GS	MN	FG-A	PCT	3P-A	PCT	FT-A	PCT	REB	AVG	PF-D	AT	TO	BK	ST	PTS	AVG
Conger	1-0	6	0-3	.000	0-2	.000	0-0	—	0	0.0	1-0	0	1	0	0	0	0.0
Finley	4-4	108	18-50	.360	9-23	.391	6-7	.857	20	5.0	10-1	13	6	6	3	51	12.8
Johnsen	3-0	45	6-17	.353	4-13	.308	0-2	.000	2	0.7	6-0	3	2	0	3	16	5.3
Johnson	5-2	43	1-3	.333	0-0	—	0-0	—	4	0.8	12-0	0	2	0	0	2	0.4
Kelley	2-2	44	2-6	.333	0-1	.000	5-7	.714	11	5.5	6-0	1	4	2	3	9	4.5
Kilbride	2-2	44	9-13	.692	7-11	.636	0-0	—	0	0.0	5-0	4	3	0	3	25	12.5
McDuffie	2-0	3	0-1	.000	0-0	—	1-2	.500	3	1.5	0-0	0	1	0	0	1	0.5
Moore	—	—	—	—	—	—	—	—	—	—	—	—	—	—	—	—	—
Petersen	3-0	36	10-12	.833	0-0	—	3-6	.500	3	1.0	11-0	0	0	2	1	23	7.7
Webster	4-4	146	20-50	.400	10-25	.400	18-19	.947	15	3.8	10-0	26	13	0	6	68	17.0

Roster

No.	Name	Pos.	Ht.	Cl.	PPG	RPG	Hometown (HS)
3	Kenyon Murray	F	6-5	So.	6.7	4.1	Battle Creek, MI (HS)
4	Jess Settles	F	6-7	Fr.	—	—	Winfield, IA (Winfield-Mt. Union)
5	Andre Woolridge	G	6-1	So.	—	—	Omaha, NE (Benson)
10	Kevin Smith	G	5-11	Sr.	5.0	2.0	Ft. Worth, TX (Trimble Tech)
11	Kevin Skillett	G	6-3	Jr.	2.0	0.8	Silvis, IL (United Township)
13	Mon'ter Glasper	G	6-2	So.	1.9	1.7	Albion, MI (HS)
14	Chris Kingsbury	G	6-5	Fr.	—	—	Hamilton, OH (HS)
23	James Winters	F	6-5	Sr.	8.6	5.5	Joliet, IL (Central)
30	John Carter	F/C	6-9	Jr.	—	—	Oklahoma City, OK (Star Spencer)
44	Jim Bartels	G/F	6-5	Jr.	3.2	1.6	Freedom, WI (HS)
52	Russ Millard	F/C	6-8	So.	5.2	3.8	Cedar Rapids, IA (Washington)

Schedule

November: 30 — Drake. **December:** 3-4 — Hawkeye Invitational; 7 — at Northern Iowa; 11 — at Iowa State; 20 — Dartmouth; 22 — Duke; 29 — at UC-Irvine. **January:** 2 — Eastern Illinois; 4 — at Ohio State; 8 — Michigan; 11 — Indiana; 19 — at Illinois; 22 — Penn State; 26 — at Northwestern; 29 — at Michigan State. **February:** 2 — Minnesota; 6 — Purdue; 12 — at Indiana; 16 — at Michigan; 19 — Illinois; 23 — at Penn State; 26 — Northwestern. **March:** 2 — Michigan State; 5 — at Minnesota; 9 — at Wisconsin; 12 or 13 — Ohio State.

Series Notes

Wisconsin won five in a row over the Hawkeyes from 1989 to 1991, including a pair of wins at Carver-Hawkeye Arena, but Iowa has won the last three games ... In the last three meetings, Iowa has outscored Wisconsin 66-31 from the free throw line, going to the line 89 times compared to the Badgers' 42.

Badgers vs. Iowa

Player	G-GS	MN	FG-A	PCT	3P-A	PCT	FT-A	PCT	REB	AVG	PF-D	AT	TO	BK	ST	PTS	AVG
Conger	1-0	2	0-0	—	0-0	—	0-0	—	2	2.0	1-0	0	1	0	0	0	0.0
Finley	3-3	104	19-44	.432	4-16	.250	16-17	.941	22	7.3	7-0	11	10	5	5	58	19.3
Johnsen	2-0	24	4-9	.444	4-6	.667	0-0	—	3	1.5	1-0	1	1	1	0	12	6.0
Johnson	3-1	38	1-3	.333	0-0	—	0-2	.000	7	2.3	10-1	0	0	2	1	2	0.7
Kelley	2-1	34	2-5	.400	0-0	—	2-2	1.000	8	4.0	2-0	0	4	0	0	6	3.0
Kilbride	2-1	22	2-7	.286	2-5	.400	0-0	—	5	2.5	6-0	2	2	0	0	6	3.0
McDuffie	1-0	2	0-1	.000	0-0	—	0-0	—	0	0.0	0-0	0	0	0	0	0	0.0
Moore	1-0	3	0-1	.000	0-0	—	0-0	—	1	1.0	0-0	0	2	0	0	0	0.0
Petersen	3-1	41	4-15	.267	0-0	—	1-2	.500	7	2.3	7-0	1	3	1	1	9	3.0
Webster	3-3	106	11-33	.333	6-14	.429	4-4	1.000	7	2.3	7-0	13	9	0	9	33	11.0

THE HAWKEYES



Wed., Mar. 9 at Madison

GENERAL INFORMATION

Location: Iowa City, IA
Population: 50,000
Founded: 1847
Enrollment: 28,000
President: Hunter Rawlings III
Athletic Director: Bob Bowlsby
Nickname: Hawkeyes
Colors: Old Gold and Black
Conference: Big Ten
Arena: Carver-Hawkeye Arena (1983)
Capacity: 15,500

MEDIA INFORMATION

Basketball SID: Steve Roe
Office Phone: (319) 335-9411
Home Phone: (319) 339-0980
Press Row Phone: (319) 335-7284
Fax: (319) 335-9417

BASKETBALL INFORMATION

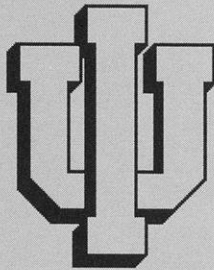
Head Coach: Tom Davis
Alma Mater: UW-Platteville '60
Career Record: 426-222 (22 years)
Record at UI: 152-72 (7 years)
Record vs. UW: 8-5
Assistant Coaches: Gary Close, Rich Walker, Frank DiLeo
Office Phone: (319) 335-9444
1992-93 Record: 23-9
Big Ten Record: 11-7 (3rd-tie)
Lettermen Returning/Lost: 7/5
Starters Returning/Lost: 2/3

SERIES INFORMATION

Series Record: UI leads 66-55
At Madison: UW leads 37-26
At Iowa City: UI leads 40-18

INDIANA

THE HOOSIERS



Mar. 12 or 13 at Bloomington

GENERAL INFORMATION

Location: Bloomington, IN
Population: 60,000
Founded: 1820
Enrollment: 35,000
President: Thomas Ehrlich
Athletic Director: Clarence Doninger
Nickname: Hoosiers
Colors: Crimson and Cream
Conference: Big Ten
Arena: Assembly Hall (1971)
Capacity: 17,357

MEDIA INFORMATION

Basketball SID: Gregg Elkin
Office Phone: (812) 855-2421
Home Phone: (812) 330-0550
Press Row Phone: (812) 855-2754
Fax: (812) 855-9401

BASKETBALL INFORMATION

Head Coach: Bob Knight
Alma Mater: Ohio State '62
Career Record: 619-214 (28 years)
Record at IU: 517-164 (22 years)
Record vs. UW: 39-4
Assistant Coaches: Dan Dakich,
 Norm Ellenberger, Ron Felling
Office Phone: (812) 855-2238
1992-93 Record: 31-4
Big Ten Record: 17-1 (1st)
Lettermen Returning/Lost: 7/4
Starters Returning/Lost: 2/3

SERIES INFORMATION

Series Record: IU leads 80-46
At Madison: IU leads 37-26
At Bloomington: IU leads 43-20

Roster

No.	Name	Pos.	Ht.	Cl.	PPG	RPG	Hometown (HS)
12	Robert Foster	G	6-4	Fr.	—	—	Los Angeles, CA (Fairfax)
20	Sherron Wilkerson	G	6-4	Fr.	—	—	Jeffersonville, IN (HS)
21	Richard Mandeville	C	7-0	Fr.	—	—	LaCanada, CA (HS)
22	Damon Bailey	G	6-3	Sr.	10.1	3.3	Heltonville, IN (Bedford N.-Lawrence)
23	Steve Hart	G	6-2	Fr.	—	—	Terre Haute, IN (South)
25	Pat Knight	G	6-6	Jr.	1.0	0.5	Bloomington, IN (North)
30	Todd Leary	G	6-3	Sr.	4.8	1.0	Indianapolis, IN (Lawrence North)
32	Robbie Eggers	F	6-10	Fr.	—	—	Cuyahoga Falls, OH (HS)
33	Pat Graham	G	6-5	Sr.	6.5	1.3	Floyds Knobs, IN (Floyd Central)
34	Brian Evans	F	6-8	So.	5.3	3.9	Terre Haute, IN (South)
44	Alan Henderson	F	6-9	Jr.	11.1	8.1	Indianapolis, IN (Brebeuf)
50	Todd Lindeman	C	7-0	So.	—	—	Channing, MI (North Dickinson)

Schedule

November: 27 — at Butler. **December:** 4 — vs. Kentucky (at Hoosier Dome); 7 — Notre Dame; 10-11 — Indiana Classic; 18 — Eastern Kentucky; 22 — at Kansas; 27-28 — Hoosier Classic (at Indianapolis). **January:** 8 — Penn State; 11 — at Iowa; 16 — Michigan; 18 — at Purdue; 22 — Northwestern; 26 — Minnesota; 30 — at Illinois. **February:** 2 — Ohio State; 5 — at Penn State; 8 — at Michigan; 12 — Iowa; 19 — Purdue; 24 — at Northwestern; 27 — at Minnesota. **March:** 1 — Illinois; 6 — at Ohio State; 9 — at Michigan State; 12 or 13 — Wisconsin.


Series Notes

Indiana has won 26 straight over the Badgers, including 15 in a row at Assembly Hall ... Wisconsin's last victory was a 52-50 win in Madison in 1980 ... The Badgers' last win at Bloomington was in 1977 (66-64) ... In the last three meetings, Indiana is 63 of 76 from the free throw line, while the Badgers are 22 of 32 ... Wisconsin has gone to overtime 11 times against the Hoosiers, more than any other Big Ten opponent ... Ken Barnes scored a school-record 42 points against the Hoosiers in 1965, a record that still stands.

Badgers vs. Indiana

Player	G-GS	MN	FG-A	PCT	3P-A	PCT	FT-A	PCT	REB	AVG	PF-D	AT	TO	BK	ST	PTS	AVG
Conger	—	—	—	—	—	—	—	—	—	—	—	—	—	—	—	—	—
Finley	3-3	111	19-44	.432	5-12	.417	6-8	.750	15	5.0	11-1	7	7	4	3	49	16.3
Johnsen	2-0	12	0-2	.000	0-2	.000	0-0	—	1	0.5	1-0	1	1	0	0	0	0.0
Johnson	3-1	29	2-2	1.000	0-0	—	0-0	—	4	0.8	4-0	0	0	3	0	4	1.3
Kelley	2-0	17	0-1	.000	0-0	—	0-0	—	5	2.5	5-0	3	1	0	0	0	0.0
Kilbride	2-1	32	7-11	.636	6-9	.667	3-3	1.000	4	2.0	2-0	2	2	0	0	23	11.5
McDuffie	1-0	2	0-0	—	0-0	—	0-0	—	0	0.0	0-0	0	1	0	0	0	0.0
Moore	—	—	—	—	—	—	—	—	—	—	—	—	—	—	—	—	—
Petersen	3-1	31	3-9	.333	0-0	—	0-2	.000	2	0.7	5-0	0	0	2	1	6	2.0
Webster	3-3	115	19-45	.422	12-26	.462	2-2	1.000	12	4.0	7-0	14	10	0	1	52	13.0

1992-93 REVIEW




SEASON REVIEW

All the tired clichés usually attached to rebuilding basketball programs applied to the 1993 Wisconsin Badgers. All except one, maybe. Five-year plan? Not a chance, as Coach Stu Jackson's first Badger squad showed enough promise to raise NCAA tournament hopes for the 1994 campaign.

Winning did not come easily to the Badgers early on as they attempted to adapt to Jackson's up-tempo style of play. A preseason loss to a Russian traveling team and a gut-wrenching loss in the season-opener at Loyola (Ill.) served as reminders to Badger fans that this team was less than a year removed from losing 18 games in Coach Steve Yoder's final season.

The ship was righted somewhat as the Badgers won six of their next seven heading into a clash with state rival Marquette. Wisconsin's 77-67 victory on the Warriors' home floor, in front of a crowd of more than 18,500, was a bit of a turning point for the Badgers because of the way they dominated their favored opponent. Wisconsin used a swarming defense to cause seven turnovers and made six of 11 three-pointers in jumping out to a 39-27 half-time lead. The Badgers then showed the ability to hold onto a lead against a Marquette team that would go on to earn an NCAA tournament berth. More than anything, the game showed just how good the team could be as it grasped Jackson's style of play.

The Big Ten season proved to be just as up-and-down as the non-confer-



Michael Finley set a school record for points in a season (620) and became the first Badger to top the 1,000-point mark (1,001) after just two seasons.

ence season had been. The good came early, as the Badgers, finally playing Jackson's style of basketball, posted a 5-4 record through the first half of the Big Ten season. Included in that record were consecutive victories over nationally ranked Minnesota (19th), Ohio State (24th) and Michigan State (21st). Following the victory at Michigan State, the 12-5 Badgers received their first national ranking since 1974 (24th by CNN/USA Today). All four of the UW's losses in the first half of the league season were to eventual NCAA tournament teams.

The second half of the Big Ten campaign was not nearly as kind to the Badgers, as the team struggled in the stretch run of a grueling conference schedule. The UW opened the second half of its league slate at home against Purdue. A capacity crowd was witness to an awesome display by Boilermaker sophomore forward Glenn Robinson, who went over, around and through the Badger defense to score 42 points in Purdue's 90-87 double-overtime win. None of his 30 second-half points was more demoralizing than his last-second layup that tied the game at the end of regulation, sending a game that Wisconsin had led by six points with a minute to play, into overtime.

The Badgers didn't react very well to the tough loss, losing consecutive road games at Minnesota and Ohio State before catching their breath with home wins against Michigan State and Illinois. With a .500 league mark and four games remaining in the Big Ten season, the Badgers had a chance to make a last charge for the NCAA tournament. Instead, the Badgers were surprised at home by Penn State, 62-58, and beaten at Northwestern, 100-89, before dropping their final two games at Iowa and at home against Indiana.

To illustrate just how much the Badgers' quick start raised expectations in Madison, there was a sense of disappointment when the National Invitation Tournament selected Wisconsin to participate in postseason play for the third time in five years. The team obvi-


ously shared the disappointment, losing at home to Rice, 77-73.

For Jackson, who said at his inaugural press conference at Wisconsin, "I will never, ever come to grips with mediocrity," a 14-14 record was not considered the mark of a great season, even if it was the best mark by a rookie coach at Wisconsin since 1935. The progress the Badgers made from day one of the Jackson regime, however, did make the 1993 season a positive one.

The team's heavy use of the three-point shot resulted in school and Big Ten records for three-point field goals in a game and a season and attempts in a season. Defensive pressure was another Jackson trademark on a team that led the Big Ten in turnover margin and placed two players (Michael Finley and Tracy Webster) in the top five of the league in steals per game.

The excitement generated by the team did not escape the local fans. The Badgers enjoyed their highest attendance average since 1967 and the highest Big Ten attendance average since 1953. The season's five home sellouts were the most since 1950.

Finley's development into all-America status highlighted the indi-



Jason Johnsen was fifth in the Big Ten in three-point accuracy (.373) and was the Badgers' Most Improved Player.

vidual improvement that the Badger players made in 1992-93. He set several Badger records in a season that earned him first-team all-Big Ten recognition by league coaches and media. Nationally, Finley earned honorable mention all-America honors from Associated Press and was named second-team all-Midwest by *Basketball Weekly*.


Webster set Wisconsin season records for assists (175) and steals (66) and earned third-team all-Big Ten honors. He led the Big Ten in steals (2.56) and assists (6.3) — the only player to lead the league in two statistical catego-



Tracy Webster set school records for assists and steals in a season and led the Big Ten in both categories.

ries — and finished second in free throw percentage (.855). Although Webster suffered through a subpar shooting year, Jackson consistently praised him for becoming a "true point guard" in terms of leadership and passing skills.

Accolades did not stop there, however. Andy Kilbride was named the team's Defensive Player of the Year, and Jason Johnsen was named Most Improved Player. Both cracked the top 10 for three-pointers per game and three-point accuracy in the Big Ten. Wisconsin also placed Grant Johnson, Jeff



Andy Kilbride was second in the Big Ten in three-point accuracy (.493) and was the Badgers' Defensive Player of the Year.

Petersen, Chris Conger and Damon Harrell on the academic all-Big Ten team.

The 1993 season was most notable for the improvements made up and down the roster. Sophomore Brian Kelley averaged two more rebounds per game in the last 12 contests than he did through the first 16. Kilbride's scoring average improved nearly three points over his last 12 games. Of the five regular starters (Finley, Webster, Harrell, Kilbride and Kelley), only Webster did not increase his scoring and rebounding averages over the 1992 campaign.

The 1993 season was an important one for Wisconsin. In the scope of his rebuilding efforts, Jackson needed the right chemistry on the team to install his up-tempo system, and the players responded to the change better than many expected. Despite the graduations of centers Harrell and Louis Ely, Wisconsin looks poised to make a run at the NCAA tournament in 1994. The future is now for Wisconsin, and the 1993 Badgers paved the way for future success.


By Dan Meyer
UW Sports Information Office

1992-93 RESULTS


Overall Record: 14-14 Big Ten: 7-11 Home: 11-6 Away: 3-8 Neutral: 0-0

Date	Opponent	W/L	Score	Attend.	Overall Record	Big Ten Record	Top UW Scorer	Top UW Rebounder
Nov. 17	RUSSIAN NATIONALS	Exh.	81-87	8,705	—	—	Webster 16	Petersen 8
Nov. 22	MARATHON OIL	Exh.	98-91	7,938	—	—	Webster 25	Petersen 10
Dec. 1	at Loyola (IL)	L	66-68	3,705	0-1	—	Webster 21	McDuffie 9
Dec. 5	UW-GREEN BAY	W	70-65	11,494	1-1	—	Finley 32	Finley 8
Dec. 8	BETHUNE-COOKMAN	W	75-50	8,391	2-1	—	Finley 15	McDuffie 10
Dec. 12	UW-MILWAUKEE	L	72-77	10,639	2-2	—	Johnsen 18	Finley 5
Dec. 14	CHARLESTON SOUTHERN	W	101-72	8,194	3-2	—	Finley 18	Ely 8
Dec. 23	DETROIT MERCY	W	108-86	8,681	4-2	—	Finley 29	Finley 7
Dec. 29	ALCORN STATE	W	110-81	9,513	5-2	—	Ely 21	Ely 11
Dec. 31	FAIRFIELD	W	76-55	8,531	6-2	—	Finley 24	Finley 9
Jan. 2	at Marquette	W	77-67	18,543	7-2	—	Finley 20	Kelley 5
Jan. 9	MICHIGAN	L	73-98	11,500 (s)	7-3	0-1	Webster 25	Finley 8
Jan. 13	at Purdue	L	60-76	14,123 (s)	7-4	0-2	Webster 20	Finley, Harrell 6
Jan. 16	MINNESOTA	W	79-70	11,500 (s)	8-4	1-2	Finley, Webster 21	Kelley 6
Jan. 20	OHIO STATE	W	76-67	11,158	9-4	2-2	Finley 34	Finley 11
Jan. 23	at Michigan State	W	67-66	15,138 (s)	10-4	3-2	Finley 28	Harrell 6
Jan. 27	at Illinois	L	72-80	11,999	10-5	3-3	Finley 30	Harrell 9
Jan. 30	at Penn State	W	75-68	7,142 (s)	11-5	4-3	Finley 27	Finley 11
Feb. 3	NORTHWESTERN	W	101-87	10,502	12-5	5-3	Webster 27	Kelley 8
Feb. 10	at Michigan	L	66-85	13,398 (s)	12-6	5-4	Finley 25	Kelley 10
Feb. 13	PURDUE	L	87-90 (2OT)	11,500 (s)	12-7	5-5	Finley 33	Harrell 8
Feb. 18	at Minnesota *	L	71-85	15,649	12-8	5-6	Finley 27	Webster 7
Feb. 20	at Ohio State	L	70-80	13,276 (s)	12-9	5-7	Webster 17	Harrell 7
Feb. 24	MICHIGAN STATE	W	65-62	11,243	13-9	6-7	Finley 25	Finley 9
Feb. 28	ILLINOIS	W	74-66	11,500 (s)	14-9	7-7	Finley 24	Kelley 8
Mar. 3	PENN STATE	L	58-62	11,200	14-10	7-8	Webster 14	Kelley 7
Mar. 6	at Northwestern	L	89-100	8,117 (s)	14-11	7-9	Finley 26	Webster 7
Mar. 10	at Iowa	L	65-91	15,500 (s)	14-12	7-10	Finley 25	Kilbride, Ely 5
Mar. 14	INDIANA #	L	80-87	11,500 (s)	14-13	7-11	Finley, Kilbride 23	Ely, Kelley 5
Mar. 17	RICE %	L	73-77	9,532	14-14	—	Finley 23	Kelley 8


Home Games in CAPS. * - ESPN # - CBS % - NIT first-round (s) - sellout



Senior center Grant Johnson



Senior center/forward Jeff Petersen



Junior forward Brian Kelley

1992-93 ACCOMPLISHMENTS

Team

- Set school records for three-point field goals (219) and three-point attempts (570) in a season
- Set Big Ten records for three-point field goals (138) and three-point attempts (374) in a season
- Set school and Big Ten records for three-point field goals in a game (15 vs. Alcorn State)
- Set school record for three-point attempts in a game (31 vs. Northwestern)
- Set school record for consecutive 100-point games (3)
- Tied school record for 100-point games in a season (4)
- Led the Big Ten in three-pointers per game (7.7) and turnover margin (4.2)
- Registered highest scoring average since 1972 (77.0)
- Had highest attendance average since 1967 (10,387) and highest Big Ten attendance average since 1953 (11,289)
- Had most sellouts since 1950 (5)
- Received first national ranking since 1974 (24th by CNN/USA Today)
- Defeated nationally ranked Minnesota (19th), Ohio State (24th) and Michigan State (21st) in succession
- Received third National Invitation Tournament bid in last five years

Stu Jackson

- Posted best record as a rookie coach at Wisconsin since Bud Foster went 15-5 in 1934-35
- Became first Big Ten coach to take over a losing program and earn a post-season tournament berth his first season since Bill Musselman led Minnesota to the NCAA tourney in 1972

Michael Finley

- First-team all-Big Ten
- Honorable mention all-America by Associated Press
- Second-team all-Midwest by *Basketball Weekly*
- Set Wisconsin single-season records for points (620) and three-point field goal attempts (173)
- Became 22nd Badger to top 1,000-point mark (1,001) and first Badger to top 1,000 points after two seasons

- Set school and Big Ten records for steals in a game (10 vs. Purdue)
- Set school record and tied Big Ten record for three-point attempts in a game (13 at Minnesota)
- Ranked second in Big Ten in scoring (23.2) and led the league in three-pointers per game (2.44)
- Ranked fifth in Big Ten in steals (1.83), ninth in three-point accuracy (.349) and 10th in free throw accuracy (.780)
- Received team's MVP and "Mr. Deflection" awards
- Became first Badger to earn Big Ten Player of the Week twice in a season
- Named Wisconsin's Chevrolet Player of the Game against Indiana

Tracy Webster

- Third-team all-Big Ten
- Honorable mention all-Midwest by *Basketball Weekly*
- Set Wisconsin single-season records for assists (179) and steals (66)
- Led Big Ten in assists (6.3) and steals (2.56) per game
- Only player in Big Ten to lead in two statistical categories
- Ranked second in Big Ten in free throw percentage (.855)

Andy Kilbride


- Received team's Defensive Player of the Year award
- Ranked fifth in Big Ten in three-pointers per game (2.00) and second in three-point accuracy (.493)

Jason Johnsen


- Received team's Most Improved Player award
- Ranked eighth in Big Ten in three-pointers per game (1.72) and fifth in three-point accuracy (.373)

Other Individual Honors

- Grant Johnson, Damon Harrell, Jeff Petersen and Chris Conger earned academic all-Big Ten honors
- Louis Ely received team's Rebounding Award



Stu Jackson posted the best record as a rookie head coach at Wisconsin since Bud Foster in 1934-35.



Chris Conger was one of four Badgers to earn academic all-Big Ten recognition.

1992-93 STATISTICS

All Games

Record: 14-14 Home: 11-6 Away: 3-8 Neutral: 0-0

PLAYER	G-GS	MIN	FG-FGA	PCT	3P-3PA	PCT	FT-FTA	PCT	REB	AVG	PF-D	AT	TO	BK	ST	PTS	AVG
Michael Finley	28-28	35.0	223-478	.467	63-173	.364	111-144	.771	161	5.8	79-3	86	76	18	49	620	22.1
Tracy Webster	28-28	34.6	139-354	.393	45-134	.336	72-89	.809	96	3.4	60-0	179	80	2	66	395	14.1
Jason Johnsen	27-6	19.9	65-171	.380	49-126	.389	3-11	.273	38	1.4	38-0	19	21	2	8	182	6.7
Andy Kilbride	27-22	21.4	58-137	.423	49-107	.458	16-20	.800	34	1.3	67-0	37	52	1	25	181	6.7
Louis Ely	28-2	13.9	80-131	.611	0-0	—	17-45	.378	104	3.7	60-0	5	24	31	8	177	6.3
Jeff Petersen	27-6	11.2	58-93	.624	0-0	—	27-39	.692	44	1.6	49-0	1	26	4	11	143	5.3
Brian Kelley	28-26	20.8	55-130	.423	0-2	.000	31-45	.689	116	4.1	51-0	24	38	5	10	141	5.0
Damon Harrell	28-21	18.7	48-104	.462	0-0	—	34-47	.723	90	3.2	63-2	13	28	4	13	130	4.6
Carlton McGee	16-1	12.1	19-40	.475	0-0	—	15-30	.500	50	3.1	26-0	10	15	6	7	53	3.3
Adam Carl	21-0	5.2	16-28	.571	7-11	.636	7-13	.538	9	0.4	17-0	19	15	0	5	46	2.2
Otto McDuffie	25-0	4.9	15-36	.417	0-0	—	5-14	.357	34	1.4	22-0	3	15	1	2	35	1.4
Chris Conger	13-0	7.2	6-20	.300	6-17	.353	0-0	—	7	0.5	11-0	7	11	0	2	18	1.4
Howard Moore	9-0	2.9	4-8	.500	0-0	—	2-2	1.000	9	1.0	0-0	0	4	0	2	10	1.1
Grant Johnson	26-0	9.0	7-20	.350	0-0	—	10-16	.625	39	1.5	28-0	3	6	16	5	24	0.9
Greg Timmerman team	3-0	3.0	0-4	.000	0-0	—	1-4	.250	4	1.3	0-0	2	0	0	1	1	0.3
Wisconsin	28		793-1754	.452	219-570	.384	351-519	.676	910	32.5	571	408	414	90	214	2156	77.0
Opponents	28		755-1599	.472	104-315	.330	504-681	.740	1043	37.3	558	375	506	89	194	2118	75.6

Big Ten Games

Record: 7-11 Home: 5-4 Away: 2-7

PLAYER	G-GS	MIN	FG-FGA	PCT	3P-3PA	PCT	FT-FTA	PCT	REB	AVG	PF-D	AT	TO	BK	ST	PTS	AVG
Michael Finley	18-18	36.1	144-335	.430	44-126	.349	85-109	.780	102	5.7	51-2	50	45	14	33	417	23.2
Tracy Webster	18-18	35.9	89-239	.372	25-84	.298	59-69	.855	68	3.8	42-0	114	54	2	46	262	14.6
Andy Kilbride	17-17	23.7	43-94	.457	34-69	.493	14-18	.778	24	1.4	49-0	23	37	0	18	134	7.9
Jason Johnsen	18-1	20.3	43-117	.368	31-83	.373	1-7	.143	24	1.3	28-0	11	14	2	6	118	6.6
Damon Harrell	18-18	22.9	37-83	.446	0-0	—	24-30	.800	68	3.8	52-2	9	14	4	10	98	5.4
Jeff Petersen	17-0	10.3	35-55	.636	0-0	—	15-19	.789	21	1.2	35-0	0	16	2	6	85	5.0
Louis Ely	18-1	13.3	36-69	.522	0-0	—	10-32	.313	59	3.3	39-0	3	12	17	4	82	4.6
Brian Kelley	18-17	21.4	29-78	.373	0-2	.000	19-28	.679	71	3.9	37-0	12	21	3	6	77	4.3
Carlton McGee	10-0	10.3	6-16	.375	0-0	—	5-13	.385	29	2.9	20-0	7	6	2	5	17	1.7
Adam Carl	12-0	3.2	6-10	.600	3-5	.600	3-3	1.000	3	0.3	8-0	3	7	0	2	18	1.5
Grant Johnson	18-0	8.4	4-14	.286	0-0	—	4-6	.667	18	1.0	20-0	2	1	10	3	12	0.7
Chris Conger	7-0	5.1	1-7	.143	1-5	.200	0-0	—	2	0.3	6-0	5	5	0	0	3	0.4
Otto McDuffie	15-0	2.5	2-6	.333	0-0	—	1-2	.500	8	0.5	7-0	3	4	0	1	5	0.3
Howard Moore	4-0	2.0	0-1	.000	0-0	—	0-0	—	2	0.5	0-0	0	2	0	0	0	0.0
Wisconsin	18		475-1124	.423	138-374	.369	240-336	.714	545	30.3	394	242	239	56	140	1328	73.8
Opponents	18		493-1002	.492	58-175	.331	376-503	.748	714	39.7	367	264	313	74	123	1420	78.9

Attendance Figures

Site	G	Total	Average
Home	17	176,578	10,387
Big Ten	9	101,603	11,289
Away	11	136,590	12,417
Total	28	313,168	11,185

GAME-BY-GAME STATISTICS

	FG-FGA	PCT.	3P-3PA	PCT.	FT-FTA	PCT.	Rebounds		PF	A	TO	BK	ST	PTS
							O-D-T							
Wisconsin	26-68	.382	6-17	.353	8-15	.533	25-22-47	19	11	24	3	8	66	
@ Loyola	25-50	.500	1-6	.167	17-27	.630	7-22-29	18	12	19	3	11	68	
UW-Green Bay	25-44	.568	4-10	.400	11-12	.917	7-16-23	19	14	21	1	6	65	
@ Wisconsin	27-48	.563	8-17	.471	8-15	.533	9-13-22	15	18	19	2	9	70	
Beth.-Cookman	21-59	.356	2-7	.286	6-13	.462	16-24-40	13	12	26	1	7	50	
@ Wisconsin	31-74	.419	8-24	.333	5-10	.500	21-23-44	16	19	17	7	11	75	
UW-Milwaukee	28-63	.444	7-22	.318	14-19	.737	19-19-38	19	10	16	3	7	77	
@ Wisconsin	29-61	.475	7-28	.250	7-12	.583	13-18-31	19	14	19	2	3	72	
Charleston So.	28-65	.431	3-12	.250	13-13	1.000	10-25-35	24	13	26	0	9	72	
@ Wisconsin	36-77	.468	7-16	.438	22-32	.688	23-27-50	12	20	16	1	11	101	
Detroit Mercy	29-71	.408	9-25	.360	19-24	.792	17-18-35	22	8	17	0	3	86	
@ Wisconsin	42-67	.627	12-24	.500	12-23	.522	10-22-32	22	19	13	3	8	108	
Alcorn State	30-79	.380	6-20	.300	15-22	.682	21-18-39	22	13	22	3	13	81	
@ Wisconsin	42-72	.583	15-25	.600	11-20	.550	18-27-45	19	22	27	3	8	110	
Fairfield	23-52	.442	2-10	.200	7-13	.538	9-20-29	21	4	22	1	7	55	
@ Wisconsin	28-53	.528	4-10	.400	16-22	.727	8-23-31	15	12	17	6	7	76	
Wisconsin	28-52	.538	8-18	.444	13-17	.765	9-24-33	18	18	14	5	6	77	
@ Marquette	28-66	.424	4-14	.286	7-10	.700	16-13-29	14	18	11	3	3	67	
Michigan	37-71	.521	0-7	.000	24-33	.727	25-32-57	17	14	21	6	7	98	
@ Wisconsin	26-66	.394	8-26	.308	13-17	.765	11-14-25	26	13	17	1	6	73	
Wisconsin	23-58	.397	4-11	.364	10-15	.667	12-14-26	25	10	23	1	9	60	
@ Purdue	25-47	.532	1-6	.167	25-30	.833	11-25-36	15	18	23	5	11	76	
Minnesota	23-57	.404	3-11	.273	21-29	.724	20-20-40	26	10	16	1	7	70	
@ Wisconsin	25-46	.543	7-14	.500	22-32	.688	7-17-24	18	12	11	6	6	79	
Ohio State	26-64	.406	3-11	.273	12-14	.857	21-20-41	23	10	18	5	8	67	
@ Wisconsin	26-55	.473	6-13	.462	18-25	.720	13-13-26	15	10	15	3	9	76	
Wisconsin	27-67	.403	8-24	.333	5-9	.556	14-17-31	19	11	9	4	6	67	
@ Michigan St.	25-48	.521	3-10	.300	13-22	.591	10-28-38	11	19	17	5	5	66	
Wisconsin	28-67	.418	5-18	.278	11-14	.786	12-20-32	30	12	10	2	5	72	
@ Illinois	23-54	.426	4-11	.364	30-41	.732	17-25-42	14	13	13	8	3	80	
Wisconsin	25-62	.403	6-17	.353	19-24	.792	13-23-37	21	12	12	2	11	75	
@ Penn State	25-61	.410	5-15	.333	13-17	.765	16-26-42	17	15	18	6	4	68	
Northwestern	25-47	.532	2-5	.400	35-40	.875	9-23-32	24	14	24	1	4	87	
@ Wisconsin	35-71	.493	11-31	.355	20-28	.714	17-12-29	27	19	13	4	13	101	
Wisconsin	27-62	.435	8-26	.308	4-10	.400	13-19-32	11	12	24	0	3	66	
@ Michigan	38-71	.535	4-16	.250	5-12	.417	16-25-41	12	18	16	2	12	85	
Purdue	28-53	.528	4-10	.400	30-31	.968	11-23-34	20	11	24	6	6	90	
@ Wisconsin	31-67	.463	7-15	.467	18-24	.750	14-12-26	25	14	14	3	13	87	
Wisconsin	23-65	.354	10-29	.345	15-21	.714	16-20-36	26	15	11	3	7	71	
@ Minnesota	29-54	.537	4-7	.571	23-32	.719	10-28-38	20	16	12	4	6	85	
Wisconsin	23-57	.404	7-19	.368	17-22	.773	8-21-29	20	18	19	1	8	70	
@ Ohio State	30-53	.566	2-6	.333	18-30	.600	9-28-37	18	18	26	6	13	80	
Michigan State	22-46	.478	6-12	.500	12-16	.750	7-29-36	18	11	17	3	2	62	
@ Wisconsin	24-58	.414	5-16	.313	12-22	.545	12-19-31	15	10	7	2	8	65	
Illinois	21-52	.404	3-11	.273	21-31	.677	14-25-39	22	9	21	2	8	66	
@ Wisconsin	24-63	.381	6-20	.300	20-28	.714	17-24-41	24	13	14	6	11	74	
Penn State	21-50	.420	4-8	.500	16-19	.842	12-29-41	9	13	11	5	0	62	
@ Wisconsin	24-62	.387	8-23	.348	2-2	1.000	8-18-26	17	15	2	4	4	58	
Wisconsin	33-70	.471	12-30	.400	11-15	.733	8-23-31	32	14	13	4	8	89	
@ Northwestern	31-57	.544	0-3	.000	38-48	.792	10-30-40	17	17	12	1	8	100	
Wisconsin	21-65	.323	10-21	.476	13-16	.813	14-19-33	24	16	16	5	10	65	
@ Iowa	32-59	.542	3-11	.273	24-37	.649	18-30-48	11	19	15	4	14	91	
Indiana	32-58	.552	7-15	.467	16-21	.762	7-25-32	11	19	9	4	5	87	
@ Wisconsin	30-63	.476	10-21	.476	10-12	.833	8-22-30	20	16	9	5	3	80	
Rice	25-48	.521	8-14	.571	19-25	.760	8-24-32	19	7	13	0	5	77	
@ Wisconsin	29-58	.500	6-17	.353	9-17	.529	10-20-30	23	13	9	2	3	73	

TEAM HIGHS & LOWS

		Wisconsin	Opponents
Points in a Game	High	110 vs. Alcorn State	100 by Northwestern (2)
	Low	58 vs. Penn State	50 by Bethune-Cookman
Points/1st Half	High	59 vs. Alcorn State	53 by Indiana
	Low	28 at Minnesota, vs. Penn State	20 by Penn State (2)
Points/2nd Half	High	54 vs. Detroit Mercy	54 by Michigan (1)
	Low	27 at Loyola, at Purdue	25 by Fairfield
Winning Margin	High	29 (101-72) vs. Charleston Southern; 29 (110-81) vs. Alcorn State	26 (91-65) by Iowa
	Low	1 (67-66) at Michigan State	2 (68-66) by Loyola
Field Goals	High	42 vs. Detroit Mercy, Alcorn State	38 by Michigan (2)
	Low	21 at Iowa	21, three times
Field Goal Attempts	High	77 vs. Charleston Southern	79 by Alcorn State
	Low	46 vs. Minnesota	44 by UW-Green Bay
Field Goal Percentage	High	.627 (42-67) vs. Detroit Mercy	.568 (25-44) by UW-Green Bay
	Low	.323 (21-65) at Iowa	.356 (21-59) by Bethune-Cookman
3-Pt. Field Goals	High	15 vs. Alcorn State	9 by Detroit Mercy
	Low	4 vs. Fairfield, at Purdue	0 by Michigan (1), Northwestern (2)
3-Pt. Field Goal Attempts	High	31 vs. Northwestern	25 by Detroit Mercy
	Low	10 vs. Fairfield	3 by Northwestern (2)
3-Pt. Field Goal Percentage (Min. 8 att.)	High	.600 (15-25) vs. Alcorn State	.571 (8-14) by Rice
	Low	.250 (7-28) vs. UW-Milwaukee	.200 (2-10) by Fairfield
Free Throws	High	22 vs. Charleston So., vs. Minnesota	38 by Northwestern (2)
	Low	2 vs. Penn State	5 by Michigan (2)
Free Throw Attempts	High	32 vs. Charleston So., vs. Minnesota	48 by Northwestern (2)
	Low	2 vs. Penn State	10 by Marquette
Free Throw Percentage (Min. 12 att.)	High	.833 (10-12) vs. Indiana	1.000 (13-13) by Charleston Southern
	Low	.529 (9-17) vs. Rice	.417 (5-12) by Michigan (2)
Offensive Rebounds	High	25 at Loyola	25 by Michigan (1)
	Low	7 vs. Minnesota	7, three times
Defensive Rebounds	High	27 vs. Charleston Southern, Alcorn State	32 by Michigan (1)
	Low	12 vs. Purdue	13 by Marquette
Total Rebounds	High	50 vs. Charleston Southern	57 by Michigan (1)
	Low	22 vs. UW-Green Bay	23 by UW-Green Bay
Personal Fouls	High	32 at Northwestern	26 by Minnesota (1)
	Low	11 at Michigan	9 by Penn State (2)
Assists	High	22 vs. Alcorn State	19, three times
	Low	10, three times	4 by Fairfield
Turnovers	High	27 vs. Alcorn State	26, three times
	Low	2 vs. Penn State	9 by Indiana
Blocked Shots	High	7 vs. Bethune-Cookman	8 by Illinois (1)
	Low	0 at Michigan	0, three times
Steals	High	13 vs. Northwestern, vs. Purdue	14 by Iowa
	Low	3, four times	0 by Penn State (2)

MISCELLANEOUS STATISTICS

Individual Highs

	Wisconsin	Opponents
Points in a Game	34 — Michael Finley vs. Ohio State	42 — Glenn Robinson, Purdue
Points in a Half	22 — Michael Finley vs. UW-Green Bay (2nd)	30 — Glenn Robinson, Purdue (2nd)
Field Goals Made	13 — Michael Finley vs. UW-Green Bay, vs. Detroit Mercy	14 — Reginald Ward, Alcorn State
Field Goals Attempted	28 — Michael Finley at Michigan State	34 — Reginald Ward, Alcorn State
Field Goal Pct. (Min. 10 att.)	.833 — Louis Ely (10-12) vs. Alcorn State	.909 — David Holmes (10-11), Rice
3-Pt. Field Goals Made	6 — Andy Kilbride vs. Indiana	5 — Reginald Ward, Alcorn State
3-Pt. Field Goals Attempted	13 — Michael Finley at Minnesota	13 — Reginald Ward, Alcorn State
3-Pt. Field Goal Pct. (Min. 6 att.)	.667 — Andy Kilbride (6-9) vs. Indiana	.667 — Greg Bartram (4-6), Penn State (1)
Free Throws Made	10 — Tracy Webster vs. Northwestern	15 — Glenn Robinson, Purdue (1)
Free Throws Attempted	12 — Michael Finley at Penn State, vs. Purdue	17 — Three players
Free Throw Pct. (Min. 10 att.)	1.000 — Tracy Webster (10-10) vs. Northwestern	1.000 — Glenn Robinson (14-14), Purdue (2)
Rebounds	11 — Two players	20 — Juwan Howard, Michigan (1)
Assists	10 — Tracy Webster vs. Detroit Mercy, vs. Northwestern	9 — Two players
Blocked Shots	4 — Louis Ely vs. Minnesota	4 — Two players
Steals	10 — Michael Finley vs. Purdue	5 — Six players

Wisconsin's Record ...

When ahead at halftime	10-3
When tied at halftime	1-0
When behind at halftime	3-11
When shooting 50% or better from the field	6-1
When shooting less than 50% from the field	8-13
When shooting better than opponent from the field	8-1
When shooting same or worse than opponent from the field	6-13
When holding opponents to 50% or less from the field	11-4
When outrebounding opponents	6-1
When tied or outrebounded	8-13
When committing more turnovers	2-5
When committing same or less turnovers	12-9
When scoring less than 70 points	2-5
When scoring between 70-79 points	8-6
When scoring 80 or more points	4-3
When holding opponents to 70 points or less	10-2
In games decided by five points or less	3-5
In overtime games	0-1

Free Throw Shooting In Final Three Minutes and Overtime

(In games decided by 10 points or less and all overtime games)

Player	FT-FTA	PCT.
Adam Carl	1-1	1.000
Chris Conger	0-0	—
Louis Ely	0-0	—
Michael Finley	20-25	.800
Damon Harrell	4-6	.667
Jason Johnsen	1-2	.500
Grant Johnson	2-4	.500
Brian Kelley	7-11	.636
Andy Kilbride	4-7	.571
Otto McDuffie	1-2	.500
Carlton McGee	0-0	—
Howard Moore	0-0	—
Jeff Petersen	0-1	.000
Greg Timmerman	0-0	—
Tracy Webster	23-27	.852
Wisconsin	63-86	.733
Opponents	51-71	.718

POINTS-REBOUNDS-ASSISTS

Opponent	Carl	Conger	Ely	Finley	Harrell	Johnsen	Johnson	Kelley
at Loyola (IL)	DNP	DNP	5-3-1	14-4-0	0-3-0	0-1-0	DNP	2-1-1
UW-GREEN BAY	0-0-2	3-0-0	0-1-0	32-8-4	0-1-1	9-1-1	0-3-0	6-2-2
BETHUNE-COOKMAN	4-2-8	0-0-0	5-4-0	15-5-1	2-2-0	12-2-1	2-1-0	6-6-1
UW-MILWAUKEE	0-0-0	DNP	10-4-0	10-5-7	6-2-0	18-2-0	DNP	2-3-2
CHARLESTON SOUTHERN	10-0-3	3-2-1	11-8-1	18-7-2	5-2-1	6-1-1	6-1-0	8-6-1
DETROIT MERCY	2-0-0	0-0-0	13-1-0	29-7-5	9-3-1	6-2-1	0-4-0	8-5-0
ALCORN STATE	3-1-0	6-2-1	21-11-0	18-6-4	9-2-0	8-0-2	1-3-1	4-5-0
FAIRFIELD	2-1-2	3-1-0	10-6-0	24-9-2	0-3-0	DNP	1-1-0	9-4-2
at Marquette	2-2-1	DNP	12-4-0	20-4-5	1-3-1	3-3-2	0-4-0	10-5-2
MICHIGAN	0-0-0	DNP	3-0-0	17-8-6	2-3-0	6-3-1	2-1-0	1-1-0
at Purdue	0-0-0	DNP	4-2-0	6-6-4	8-6-0	0-0-0	0-0-0	10-1-1
MINNESOTA	DNP	DNP	8-4-0	21-3-1	7-4-0	7-0-0	0-0-0	4-6-1
OHIO STATE	0-0-0	0-0-1	0-1-0	34-11-1	4-4-1	4-1-0	1-0-0	8-1-0
at Michigan State	DNP	DNP	6-2-0	28-4-4	8-6-0	11-1-1	0-2-0	2-3-2
at Illinois	DNP	0-0-0	4-4-1	30-7-2	6-9-0	3-0-0	0-0-0	2-1-0
at Penn State	DNP	DNP	4-4-0	27-11-3	8-1-1	0-1-0	2-3-0	4-2-0
NORTHWESTERN	5-0-1	0-0-0	13-6-0	19-7-3	2-2-0	10-1-2	0-1-0	9-8-0
at Michigan	0-0-0	3-0-2	0-2-0	25-4-2	4-3-1	8-3-1	2-1-0	4-10-2
PURDUE	DNP	DNP	6-2-0	33-3-3	9-8-1	11-0-0	1-1-0	6-2-0
at Minnesota	DNP	DNP	0-2-0	27-4-4	7-1-0	11-2-1	0-5-0	2-4-0
at Ohio State	6-0-0	0-0-2	0-1-0	16-3-3	8-7-1	9-3-0	0-2-2	8-2-0
MICHIGAN STATE	0-0-0	DNP	5-7-0	25-9-2	6-3-0	6-0-0	0-0-0	6-3-1
ILLINOIS	0-2-1	DNP	6-7-0	24-7-3	6-4-0	5-4-1	0-0-0	7-8-1
PENN STATE	7-1-1	0-0-0	2-4-0	11-3-2	6-2-1	9-1-2	0-1-0	2-7-1
at Northwestern	0-0-0	DNP	6-1-0	26-4-2	2-3-1	6-1-1	2-0-0	0-3-1
at Iowa	0-0-0	0-2-0	6-5-2	25-4-2	3-1-2	12-2-1	0-1-0	2-4-0
INDIANA	0-0-0	DNP	9-5-0	23-4-3	2-1-0	0-1-0	2-0-0	0-5-2
RICE	5-0-0	DNP	8-3-0	23-4-6	0-1-0	2-2-0	2-4-0	9-8-1

Opponent	Kilbride	McDuffie	McGee	Moore	Petersen	Timmer.	Webster
at Loyola (IL)	3-3-3	5-9-0	4-7-1	0-0-0	12-5-1	DNP	21-5-4
UW-GREEN BAY	0-1-0	2-1-0	DNP	DNP	2-2-0	DNP	16-2-8
BETHUNE-COOKMAN	9-3-1	6-10-0	DNP	4-1-0	6-3-0	0-2-0	4-2-7
UW-MILWAUKEE	0-1-0	2-1-0	2-3-1	DNP	14-4-0	DNP	8-1-4
CHARLESTON SOUTHERN	0-0-1	7-4-0	10-5-0	2-4-0	5-2-0	1-1-1	9-3-8
DETROIT MERCY	15-1-2	0-0-0	DNP	0-0-0	4-4-0	DNP	22-1-10
ALCORN STATE	9-0-3	5-1-0	5-4-1	4-2-0	0-0-0	0-1-1	17-4-9
FAIRFIELD	3-0-0	3-0-0	6-2-0	DNP	3-2-0	DNP	12-2-6
at Marquette	5-1-2	0-0-0	9-0-0	DNP	0-0-0	DNP	15-3-5
MICHIGAN	3-1-0	2-1-0	4-3-1	DNP	8-0-0	DNP	25-2-5
at Purdue	12-1-2	DNP	0-4-0	DNP	0-1-0	DNP	20-5-3
MINNESOTA	5-1-2	0-2-3	3-3-0	DNP	6-1-0	DNP	21-3-5
OHIO STATE	9-0-1	0-0-0	3-3-3	0-0-0	8-2-0	DNP	8-2-6
at Michigan State	5-0-0	0-0-0	DNP	DNP	0-4-0	DNP	7-4-4
at Illinois	4-2-1	0-0-0	0-1-0	DNP	12-2-0	DNP	11-4-8
at Penn State	11-2-0	2-2-0	0-3-2	DNP	4-2-0	DNP	13-7-8
NORTHWESTERN	11-0-3	1-1-0	1-5-0	DNP	4-1-0	DNP	27-1-10
at Michigan	DNP	0-0-0	DNP	0-0-0	6-2-0	DNP	10-2-4
PURDUE	3-1-2	0-0-0	DNP	DNP	0-0-0	DNP	16-3-7
at Minnesota	6-4-6	0-0-0	DNP	DNP	0-0-0	DNP	15-7-4
at Ohio State	3-2-0	0-0-0	DNP	DNP	0-1-0	DNP	17-3-7
MICHIGAN STATE	8-1-1	DNP	DNP	DNP	2-1-0	DNP	7-4-6
ILLINOIS	8-0-0	0-0-0	DNP	DNP	5-0-0	DNP	13-6-7
PENN STATE	3-0-0	DNP	DNP	DNP	4-0-0	DNP	14-4-6
at Northwestern	14-0-1	0-2-0	DNP	DNP	15-1-0	DNP	17-7-8
at Iowa	6-5-2	0-0-0	0-2-0	0-1-0	5-3-0	DNP	6-1-7
INDIANA	23-4-2	0-0-0	DNP	DNP	6-1-0	DNP	15-3-9
RICE	3-0-2	0-0-0	DNP	DNP	12-1-0	DNP	9-5-4

BIG TEN REVIEW

1992-93 FINAL STANDINGS



	— Big Ten —			— Overall —		
	W	L	PCT	W	L	PCT
1. Indiana	17	1	.944	31	4	.886
2. Michigan	15	3	.833	31	5	.861
3. Iowa	11	7	.611	23	9	.719
Illinois	11	7	.611	19	13	.594
5. Purdue	9	9	.500	22	10	.688
Minnesota	9	9	.500	18	10	.643
7. Ohio State	8	10	.444	15	13	.536
8. Michigan State	7	11	.389	15	13	.536
WISCONSIN	7	11	.389	14	14	.500
10. Northwestern	3	15	.167	8	19	.296
11. Penn State	2	16	.111	7	20	.259

Media All-Big Ten Team

First Team

Calbert Cheaney, Indiana
 Chris Webber, Michigan
 Glenn Robinson, Purdue
 Michael Finley, WISCONSIN
 Greg Graham, Indiana

Second Team

Acie Earl, Iowa
 Deon Thomas, Illinois
 Shawn Respert, Michigan State
 Juwan Howard, Michigan
 Voshon Lenard, Minnesota

Third Team

Jalen Rose, Michigan
 Val Barnes, Iowa
 Alan Henderson, Indiana
 Tracy Webster, WISCONSIN
 John Amaechi, Penn State

Honorable Mention: Rennie Clemons, Andy Kaufmann, Illinois; Matt Nover, Indiana; Jimmy King, Michigan; Mike Peplowski, Michigan State; Arriel McDonald, Minnesota; Patrick Baldwin, Cedric Neloms, Kevin Rankin, Northwestern; Lawrence Funderburke, Jamie Skelton, Ohio State; Cuonzo Martin, Purdue.

Player of the Year: Calbert Cheaney, Indiana
Freshman of the Year: Greg Simpson, Ohio State
Coach of the Year: Lou Henson, Illinois

Coaches' All-Big Ten Team

First Team

Calbert Cheaney, Indiana
 Chris Webber, Michigan
 Glenn Robinson, Purdue
 Michael Finley, WISCONSIN
 Greg Graham, Indiana

Second Team

Acie Earl, Iowa
 Deon Thomas, Illinois
 Shawn Respert, Michigan State
 Juwan Howard, Michigan
 Voshon Lenard, Minnesota

Third Team

Jalen Rose, Michigan
 Val Barnes, Iowa
 Tracy Webster, WISCONSIN
 Mike Peplowski, Michigan State
 Lawrence Funderburke, Ohio State

Honorable Mention: Rennie Clemons, Andy Kaufmann, Illinois; Damon Bailey, Alan Henderson, Matt Nover, Indiana; Arriel McDonald, Jayson Walton, Minnesota; Patrick Baldwin, Cedric Neloms, Northwestern; Jamie Skelton, Ohio State; John Amaechi, Penn State; Cuonzo Martin, Matt Painter, Purdue.

Player of the Year: Calbert Cheaney, Indiana
Freshman of the Year: Greg Simpson, Ohio State
Defensive Player of the Year: Greg Graham, Indiana

BIG TEN STATISTICS

Scoring

PLAYER	GP	FG-FGA	PCT	3PM-3PA	PCT	FT-FTA	PCT	PTS	AVG
Glenn Robinson, SO, PUR	18	161-345	.467	24-57	.421	113-144	.785	459	25.5
Michael Finley, SO, WIS	18	144-335	.430	44-126	.349	85-109	.780	417	23.2
Calbert Cheaney, SR, IN	18	146-271	.539	23-56	.411	71-87	.816	386	21.4
Shawn Respert, SO, MSU	18	123-267	.461	40-98	.408	66-81	.815	352	19.6
Greg Graham, SR, IND	18	101-172	.587	38-71	.535	92-110	.836	332	18.4
Chris Webber, SO, MICH	18	130-224	.580	10-46	.217	59-104	.567	329	18.3
Deon Thomas, JR, ILL	18	116-208	.558	0-0	.000	85-124	.685	317	17.6
Cedric Neloms, SO, NU	17	104-230	.452	8-25	.320	78-102	.765	294	17.3
Acie Earl, SR, IOWA	18	109-239	.456	0-2	.000	89-126	.706	307	17.1
Voshon Lenard, SO, MINN	18	102-236	.432	36-102	.353	60-75	.800	300	16.7

Field Goal Percentage (minimum 5 made per game)

PLAYER	GP	FGM	FGA	PCT
Greg Graham, SR, IND	18	101	172	.587
Chris Webber, SO, MICH	18	130	224	.580
Deon Thomas, JR, ILL	18	116	208	.558
Cuonzo Martin, SO, PUR	18	90	162	.556
Calbert Cheaney, SR, IND	18	146	271	.539
Juwan Howard, SO, MICH	18	110	208	.529
Lawrence Funderburke, JR, OSU	18	112	223	.502
Glenn Robinson, SO, PUR	18	161	345	.467
Shawn Respert, SO, MSU	18	123	267	.461
Acie Earl, SR, IOWA	18	109	239	.456

3-Point Field Goals Per Game

PLAYER	GP	3PM	3PA	AVG
Michael Finley, SO, WIS	18	44	126	2.44
Shawn Respert, SO, MSU	18	40	98	2.22
Richard Keene, FR, ILL	18	40	91	2.22
Greg Graham, SR, IND	18	38	71	2.11
Voshon Lenard, SO, MINN	18	36	102	2.00
Andy Kilbride, SO, WIS	17	34	69	2.00
Jamie Skelton, JR, OSU	18	35	112	1.94
Jason Johnsen, JR, WIS	18	31	83	1.72
Kris Weshinsky, JR, MSU	18	29	78	1.61
Val Barnes, SR, IOWA	18	27	75	1.50

3-Point Field Goal Percentage (min. 1.5 made per game)

PLAYER	GP	3PM	3PA	PCT
Greg Graham, SR, IND	18	38	71	.535
Andy Kilbride, SO, WIS	17	34	69	.493
Richard Keene, FR, ILL	18	40	91	.440
Shawn Respert, SO, MSU	18	40	98	.408
Jason Johnsen, JR, WIS	18	31	83	.373
Kris Weshinsky, JR, MSU	18	29	78	.372
Val Barnes, SR, IOWA	18	27	75	.360
Voshon Lenard, SO, MINN	18	36	102	.353
Michael Finley, SO, WIS	18	44	126	.349
Jamie Skelton, JR, OSU	18	35	112	.313

Free Throw Percentage (minimum 2.5 made per game)

PLAYER	GP	FTM	FTA	PCT
Pat Baldwin, JR, NU	16	53	59	.898
Tracy Webster, JR, WIS	18	59	69	.855
Greg Graham, SR, IND	18	92	110	.836
Wade Lookingbill, SR, IOWA	18	46	55	.836
Calbert Cheaney, SR, IND	18	71	87	.816
Shawn Respert, SO, MSU	18	66	81	.815
Derek Anderson, FR, OSU	18	53	66	.803
Voshon Lenard, SO, MINN	18	60	75	.800
Glenn Robinson, SO, PUR	18	113	144	.785
Michael Finley, SO, WIS	18	85	109	.780

Rebounds

PLAYER	GP	NO	AVG
Chris Webber, SO, MICH	18	175	9.7
Acie Earl, SR, IOWA	18	171	9.5
Glenn Robinson, SO, PUR	18	167	9.3
John Amaechi, SO, PSU	18	166	9.2
Mike Peplowski, SR, MSU	18	164	9.1
Juwan Howard, SO, MICH	18	150	8.3
Robert Bennett, SO, ILL	18	134	7.4
Deon Thomas, JR, ILL	18	134	7.4
Kevin Rankin, JR, NU	18	130	7.2
Lawrence Funderburke, JR, OSU	18	125	6.9

Assists

PLAYER	GP	NO	AVG
Tracy Webster, JR, WIS	18	114	6.3
Pat Baldwin, JR, NU	16	83	5.2
Eric Snow, SO, MSU	18	90	5.0
Matt Painter, SR, PUR	18	84	4.7
Damon Bailey, JR, IND	18	75	4.2
Rennie Clemons, JR, ILL	18	75	4.2
Arriel McDonald, JR, MINN	18	74	4.1
Michael Jennings, JR, PSU	18	71	3.9
Kevin Smith, JR, IOWA	18	67	3.7
Jalen Rose, SO, MICH	18	64	3.6

Steals

PLAYER	GP	NO	AVG
Tracy Webster, JR, WIS	18	46	2.56
Pat Baldwin, JR, NU	16	36	2.25
Glenn Robinson, SO, PUR	18	37	2.06
Derek Anderson, FR, OSU	18	36	2.00
Michael Finley, SO, WIS	18	33	1.83
Jimmy King, SO, MICH	18	31	1.72
Arriel McDonald, JR, MINN	18	30	1.67
Greg Simpson, FR, OSU	18	29	1.61
Greg Graham, SR, IND	18	27	1.50
Townsend Orr, JR, MINN	16	24	1.50

Blocked Shots

PLAYER	GP	NO	AVG
John Amaechi, SO, PSU	18	50	2.78
Acie Earl, SR, IOWA	18	47	2.61
Chris Webber, SO, MICH	18	35	1.94
Lawrence Funderburke, JR, OSU	18	33	1.83
Deon Thomas, JR, ILL	18	33	1.83
Glenn Robinson, SO, PUR	18	22	1.22
Louis Ely, SR, WIS	18	17	0.94
Kevin Rankin, JR, NU	18	17	0.94
Anthony Miller, JR, MSU	18	16	0.89
Jimmy King, SO, MICH	18	16	0.89

Scoring

SCHOOL	GP	PTS	AVG
Indiana	18	1550	86.1
Michigan	18	1478	82.1
Illinois	18	1361	75.6
Wisconsin	18	1328	73.8
Iowa	18	1326	73.7
Minnesota	18	1310	72.8
Michigan State	18	1270	70.6
Ohio State	18	1256	69.8
Purdue	18	1238	68.8
Northwestern	18	1223	67.9
Penn State	18	1088	60.4

Scoring Defense

SCHOOL	GP	PTS	AVG
Michigan State	18	1249	69.4
Iowa	18	1252	69.6
Minnesota	18	1254	69.7
Purdue	18	1261	70.1
Indiana	18	1305	72.5
Illinois	18	1311	72.8
Penn State	18	1312	72.9
Ohio State	18	1314	73.0
Michigan	18	1328	73.8
Wisconsin	18	1420	78.9
Northwestern	18	1422	79.0

Scoring Margin

SCHOOL	OWN	OPP	AVG
Indiana	86.1	72.5	13.6
Michigan	82.1	73.8	8.3
Iowa	73.7	69.6	4.1
Minnesota	72.8	69.7	3.1
Illinois	75.6	72.8	2.8
Michigan State	70.6	69.4	1.2
Purdue	68.8	70.1	-1.3
Ohio State	69.8	73.0	-3.2
Wisconsin	73.8	78.9	-5.1
Northwestern	67.9	79.0	-11.1
Penn State	60.4	72.9	-12.5

Field Goal Percentage

SCHOOL	FGM	FGA	PCT
Indiana	540	1044	.517
Michigan	566	1133	.500
Illinois	481	1005	.479
Michigan State	488	1020	.478
Purdue	442	949	.466
Minnesota	480	1056	.455
Ohio State	458	1033	.443
Iowa	458	1060	.432
Northwestern	448	1049	.427
Wisconsin	475	1124	.423
Penn State	403	980	.411

Opponents' Field Goal Percentage

SCHOOL	FGM	FGA	PCT
Michigan State	454	1108	.410
Michigan	493	1141	.432
Iowa	458	1052	.435
Illinois	473	1072	.441
Minnesota	411	914	.450
Indiana	497	1075	.462
Ohio State	470	1000	.470
Penn State	495	1046	.473
Purdue	466	985	.473
Wisconsin	493	1002	.492
Northwestern	529	1058	.500

Field Goal Percentage Differential

SCHOOL	OWN	OPP	AVG
Michigan State	.478	.410	.069
Michigan	.500	.432	.067
Indiana	.517	.462	.055
Illinois	.479	.441	.037
Minnesota	.455	.450	.005
Iowa	.432	.435	-.003
Purdue	.466	.473	-.007
Ohio State	.443	.470	-.027
Penn State	.411	.473	-.062
Wisconsin	.423	.492	-.069
Northwestern	.427	.500	-.073

3-Point Field Goals Per Game

SCHOOL	GP	3PM	3PA	AVG
Wisconsin	18	138	374	7.67
Indiana	18	118	270	6.56
Illinois	18	93	228	5.17
Ohio State	18	82	245	4.56
Michigan State	18	80	215	4.44
Michigan	18	79	223	4.39
Minnesota	18	78	211	4.33
Purdue	18	75	193	4.17
Penn State	18	73	233	4.06
Iowa	18	63	189	3.50
Northwestern	18	54	187	3.00

3-Point Field Goal Percentage

SCHOOL	3PM	3PA	PCT
Indiana	118	270	.437
Illinois	93	228	.408
Purdue	75	193	.389
Michigan State	80	215	.372
Minnesota	78	211	.370
Wisconsin	138	374	.369
Michigan	79	223	.354
Ohio State	82	245	.335
Iowa	63	189	.333
Penn State	73	233	.313
Northwestern	54	187	.289

Opponents' 3-Point Field Goal Pct.

SCHOOL	3PM	3PA	PCT
Michigan State	71	236	.301
Purdue	62	189	.328
Northwestern	84	255	.329
Wisconsin	58	175	.331
Indiana	85	230	.370
Iowa	110	296	.372
Minnesota	83	223	.372
Illinois	92	244	.377
Michigan	104	276	.377
Penn State	95	238	.399
Ohio State	89	216	.412

Free Throw Percentage

SCHOOL	FTM	FTA	PCT
Northwestern	273	364	.750
Indiana	352	472	.746
Purdue	279	375	.744
Wisconsin	240	336	.714
Illinois	306	436	.702
Iowa	347	497	.698
Ohio State	258	371	.695
Minnesota	272	397	.685
Michigan	267	396	.674
Penn State	209	313	.668
Michigan State	214	342	.626

Rebounds

SCHOOL	GP	RBS	AVG
Michigan	18	737	40.9
Iowa	18	733	40.7
Michigan State	18	695	38.6
Minnesota	18	630	35.0
Illinois	18	610	33.9
Indiana	18	604	33.6
Penn State	18	597	33.2
Northwestern	18	596	33.1
Ohio State	18	569	31.6
Wisconsin	18	545	30.3
Purdue	18	543	30.2

Rebound Margin

SCHOOL	OWN	OPP	MAR
Michigan	40.9	33.3	7.6
Iowa	40.7	34.2	6.5
Michigan State	38.6	33.7	4.9
Minnesota	35.0	32.9	2.1
Indiana	33.6	33.1	0.5
Illinois	33.9	34.8	-0.9
Purdue	30.2	31.4	-1.2
Penn State	33.2	35.5	-2.3
Ohio State	31.6	35.3	-3.7
Northwestern	33.1	37.2	-4.1
Wisconsin	30.3	39.7	-9.4

Steals

SCHOOL	GP	NO	AVG
Iowa	18	154	8.56
Minnesota	18	143	7.94
Wisconsin	18	140	7.78
Ohio State	18	131	7.28
Northwestern	18	119	6.61
Purdue	18	117	6.50
Michigan	18	116	6.44
Indiana	18	111	6.17
Illinois	18	100	5.56
Penn State	18	81	4.50
Michigan State	18	81	4.50

Blocked Shots

SCHOOL	GP	NO	AVG
Michigan	18	90	5.00
Iowa	18	78	4.33
Penn State	18	65	3.61
Ohio State	18	61	3.39
Illinois	18	61	3.39
Wisconsin	18	56	3.11
Michigan State	18	47	2.61
Indiana	18	47	2.61
Minnesota	18	43	2.39
Purdue	18	40	2.22
Northwestern	18	39	2.17

Turnover Margin

SCHOOL	OPP	OWN	MAR
Wisconsin	313	238	4.2
Indiana	265	209	3.1
Ohio State	274	240	1.9
Minnesota	274	247	1.5
Iowa	267	241	1.4
Purdue	264	269	-0.3
Northwestern	252	268	-0.9
Illinois	229	245	-0.9
Michigan	239	268	-1.6
Penn State	196	257	-3.4
Michigan State	196	286	-5.0

1992-93 GAME SUMMARIES

Loyola (IL) 68, UW 66

Dec. 1, 1992 — Rosemont, IL

Kerman Ali's layup at the buzzer gave Loyola a dramatic come-from-behind win over the Badgers in the season opener for both teams. The Ramblers, who overcame an 11-point second-half deficit, scored the final six points of the game. The Badgers shot just .382 from the field, including .323 in the second half, while Loyola shot .565 in the second half and .500 for the game. The Badgers, who led 39-30 at intermission, were hurt by 24 turnovers, including 16 in the first half. Tracy Webster paced the Badgers with 21 points. Otto McDuffie contributed a game-high nine rebounds in his first game as a Badger. Ali and Russell Wilson led Loyola with 21 points apiece.

WISCONSIN	FG	3PT	FT	RB	PTS	AS	ST	MIN
Finley, f	5-10	3-5	1-3	4	14	0	3	30
McGee, f	1-6	0-0	2-2	7	4	1	1	19
Petersen, c	5-9	0-0	2-2	5	12	1	1	30
Webster, g	9-21	2-4	1-2	5	21	4	1	38
Kilbride, g	1-9	1-7	0-0	3	3	3	1	29
Johnsen	0-3	0-1	0-0	1	0	0	0	12
Kelley	1-3	0-0	0-0	1	2	1	0	17
McDuffie	2-4	0-0	1-4	9	5	0	0	12
Ely	2-3	0-0	1-4	9	5	0	0	12
Moore	0-0	0-0	0-0	0	0	0	0	1
Harrell	0-0	0-0	0-0	3	0	0	1	3
team				6				
TOTALS	26-68	6-17	8-15	47	66	11	8	200
	.382	.353	.533					

LOYOLA	FG	3PT	FT	RB	PTS	AS	ST	MIN
Dolezal, f	2-9	0-2	1-2	4	5	6	3	33
Aboul-Foutouh, f	2-4	0-0	0-4	5	4	0	0	13
Ali, c	8-13	0-0	5-6	8	21	0	0	37
Brent, g	4-10	0-2	0-0	3	8	2	5	31
Russell, g	7-11	1-1	6-6	0	21	1	1	33
Wolf	0-0	0-0	0-0	0	0	1	0	3
Wilburn	0-1	0-1	2-2	0	2	1	1	19
Hawes	0-0	0-0	0-2	0	0	0	0	3
Salthe	2-2	0-0	3-5	6	7	1	1	28
team				2				
TOTALS	25-50	1-6	17-27	29	68	12	11	200
	.500	.167	.630					

Wisconsin	39	27	—	66
Loyola	30	38	—	68
Attendance:	3,705			

UW 70, UW-Green Bay 65

Dec. 5, 1992 — Madison, WI

Michael Finley scored 32 points, including 22 in the second half, and Tracy Webster provided last-minute heroics in the win over the Phoenix. Finley hit his first nine field goal attempts in the second half, finishing 9 of 11 for the half and 13 of 20 for the game. He also contributed four assists and two blocked shots. Webster's three-point field goal with one minute left broke a 65-65 tie and his steal and full-court layup in the final seconds sealed the victory. Webster finished with 16 points, eight assists and six steals. The Badgers broke out of their shooting slump by hitting 56 percent from the field and 47 percent from three-point range.

UWGB	FG	3PT	FT	RB	PTS	AS	ST	MIN
Ludvigson, f	0-0	0-0	0-0	1	0	1	1	15
LeDuc, f	0-2	0-0	0-0	1	0	0	0	25
VanderVelden, c	3-7	0-0	4-4	4	10	1	0	28
Jackson, g	2-4	0-2	1-2	0	5	5	1	28
Rondorf, g	8-13	4-8	4-4	8	24	1	1	37
Zavada	7-10	0-0	2-2	4	16	3	2	26
Grzesek	1-1	0-0	0-0	0	2	1	0	12
Nordgaard	4-6	0-0	0-0	0	8	2	1	22

Berlowski	0-0	0-0	0-0	0	0	0	0	3
Thomas	0-1	0-0	0-0	1	0	0	0	4
team				4				
TOTALS	25-44	4-10	11-12	23	65	14	6	200
	.568	.400	.917					

WISCONSIN	FG	3PT	FT	RB	PTS	AS	ST	MIN
Kelley, f	3-5	0-0	0-1	2	6	2	0	19
Finley, f	13-20	3-6	3-6	8	32	4	1	38
Petersen, c	1-2	0-0	0-0	2	2	0	1	16
Webster, g	5-10	2-4	4-5	2	16	8	6	38
Kilbride, g	0-3	0-3	0-0	1	0	0	0	14
Harrell	0-1	0-0	0-1	1	0	1	1	13
Ely	0-0	0-0	0-0	1	0	0	0	3
Johnsen	3-4	2-3	1-2	1	9	1	0	24
McDuffie	1-2	0-0	0-0	1	2	0	0	15
Conger	1-1	1-1	0-0	0	3	0	0	2
Johnson	0-0	0-0	0-0	3	0	0	0	16
Carl	0-0	0-0	0-0	0	0	2	0	2
team				0				
TOTALS	27-48	8-17	8-15	22	70	18	9	200
	.563	.471	.533					

UWGB	32	33	—	65
Wisconsin	35	35	—	70
Attendance:	11,494			

UW 75, Bethune-Cookman 50

Dec. 8, 1992 — Madison, WI

Twelve Badgers got into the scoring column in an easy victory over the Wildcats. Michael Finley led the way with 15 points, Jason Johnsen contributed 12 points on four three-pointers, and Andy Kilbride added nine points. Otto McDuffie grabbed a game- and season-high 10 rebounds, including eight on the offensive end, and added six points, while walk-on guard Adam Carl had eight assists, four points and two steals in 17 minutes. The Badgers forced Bethune-Cookman into 26 turnovers and held a 30-8 edge in points off turnovers.

BCC	FG	3PT	FT	RB	PTS	AS	ST	MIN
Leonard, f	1-3	0-0	3-4	6	5	4	2	31
Plaskett, f	2-4	0-0	0-0	1	4	0	1	20
Nash, c	1-8	0-0	0-2	4	2	0	1	18
Strong, g	1-7	1-3	1-2	3	4	2	1	31
Stevens, g	2-5	0-1	0-1	2	4	3	1	26
Robinson	7-12	0-0	1-2	7	15	2	0	32
Carter	1-1	0-0	1-2	2	3	1	0	11
Sutton	0-2	0-0	0-0	3	0	0	0	9
Taylor	3-8	0-1	0-0	4	6	0	1	10
Smith	0-1	0-0	0-0	1	0	0	0	4
Griffin	3-7	1-2	0-0	1	7	0	0	7
Kerrin	0-1	0-0	0-0	2	0	0	0	1
team				4				
TOTALS	21-59	2-7	6-13	40	50	12	7	200
	.356	.286	.462					

WISCONSIN	FG	3PT	FT	RB	PTS	AS	ST	MIN
Kelley, f	3-7	0-0	0-0	6	6	1	0	19
Finley, f	6-13	1-3	2-2	5	15	1	0	24
Petersen, c	3-5	0-0	0-0	3	6	0	2	14
Johnsen, g	4-10	4-10	0-0	2	12	1	1	17
Webster, g	2-6	0-1	0-0	2	4	7	2	21
Harrell	1-2	0-0	0-2	2	2	0	1	14
Ely	2-4	0-0	1-2	4	5	0	0	10
Kilbride	3-11	3-9	0-0	3	9	1	0	19
Carl	2-4	0-1	0-0	2	4	8	2	17
McDuffie	3-7	0-0	0-0	10	6	0	0	16
Johnson	0-1	0-0	2-2	1	2	0	1	13
Moore	2-2	0-0	0-0	1	4	0	1	7
Conger	0-0	0-0	0-0	0	0	0	1	5
Timmerman	0-2	0-0	0-2	2	0	0	0	4
team				5				
TOTALS	31-74	8-24	5-10	44	75	19	11	200
	.419	.333	.500					

BCC	22	28	—	50
Wisconsin	41	34	—	75
Attendance:	8,391			

UW-Milwaukee 77, UW 72

Dec. 12, 1992 — Madison, WI

The Badgers lost to the Panthers for the first time in the 10-game series. The game was tied 69-69 with just under four minutes left, but UWM put the game away with an 8-0 run before Tracy Webster hit a half-court shot at the buzzer. The Panthers led by as many as 13 in the first half and led 36-34 at intermission. The Badgers took a 43-40 lead early in the second period, but UWM went on an 8-2 run and never trailed again. The Badgers drew even twice in the last five minutes but could never pull in front. Wisconsin outscored the Panthers 65-63 from the field but were outscored 14-7 from the free throw line. Craig Greene led the Panthers with 23 points and nine rebounds, while Jason Johnsen led the Badgers with a career-high 18 points.

UWM	FG	3PT	FT	RB	PTS	AS	ST	MIN
Greene, f	9-17	4-8	1-2	9	23	0	5	38
Perine, f	5-13	2-7	0-0	8	12	1	0	38
Sims, c	5-9	0-0	4-6	2	14	0	0	31
Mitchell, g	5-9	0-2	6-7	5	16	7	1	39
Easterlin, g	1-6	0-4	2-2	0	4	2	0	19
Jackson	0-0	0-0	1-2	0	1	0	0	5
Briggs	3-7	1-1	0-0	5	7	0	0	22
Statham	0-0	0-0	0-0	0	0	0	1	2
Ricks	0-2	0-0	0-0	1	0	0	0	6
team				8				
TOTALS	28-63	7-22	14-19	38	77	10	7	200
	.444	.318	.737					

WISCONSIN	FG	3PT	FT	RB	PTS	AS	ST	MIN
Kelley, f	1-4	0-0	0-0	3	2	2	0	21
Finley, f	3-10	0-5	4-4	5	10	7	1	36
Petersen, c	6-7	0-0	2-3	4	14	0	0	22
Johnsen, g	6-11	5-10	1-2	2	18	0	0	30
Webster, g	3-14	2-10	0-0	1	8	4	1	38
Harrell	3-4	0-0	0-0	2	6	0	0	6
Ely	5-5	0-0	0-1	4	10	0	0	15
Kilbride	0-3	0-3	0-0	1	0	0	1	10
McGee	1-1	0-0	0-2	3	2	1	0	11
McDuffie	1-2	0-0	0-0	1	2	0	0	9
Carl	0-0	0-0	0-0	0	0	0	0	2
team				5				
TOTALS	29-61	7-28	7-12	31	72	14	3	200
	.475	.250	.583					

UW-Milwaukee	36	41	—	77
Wisconsin	34	38	—	72
Attendance:	10,639			

UW 101, Charleston So. 72

Dec. 14, 1992 — Madison, WI

Wisconsin jumped to a 22-8 lead and was never threatened. Fourteen of 15 Badgers scored, led by Michael Finley, who had 18 points and seven rebounds. Louis Ely had 11 points and a game-high eight rebounds, and Adam Carl and Carlton McGee pitched in 10 points each. It was Wisconsin's highest scoring output since a 105-74 win over Texas-Arlington in 1990 and the largest margin of victory since a 35-point win over Navy in 1991. The Badgers outrebounded CSU 50-35, including a 23-10 advantage on the offensive boards, and forced the Buccaneers into 26 turnovers. Darnell Sneed scored 25 points to lead Charleston Southern, which suited up just eight players due to injuries.

CSU	FG	3PT	FT	RB	PTS	AS	ST	MIN
Cunningham, f	1-3	1-2	0-0	6	3	4	1	28
Brewster, f	3-6	0-0	0					

Wober	5-7	1-1	2-2	3	13	0	1	28
Meyer	3-5	0-0	0-0	6	6	3	2	23
Rosenbauer	0-2	0-2	0-0	0	0	0	0	4
team				5				
TOTALS	28-65	3-12	13-13	35	72	13	9	200
	.431	.250	1.000					

WISCONSIN	FG	3PT	FT	RB	PTS	AS	ST	MIN
Kelley, f	3-6	0-0	2-2	6	8	1	0	14
Finley, f	7-16	2-4	2-2	7	18	2	2	28
Petersen, c	0-3	0-0	5-8	0	5	0	1	11
Johnsen, g	2-5	2-4	0-0	0	6	1	1	23
Webster, g	4-8	0-3	1-3	3	9	8	4	26
Harrell	2-3	0-0	1-1	2	5	1	0	10
Ely	5-8	0-0	1-1	8	11	1	0	19
Conger	1-3	1-3	0-0	2	3	1	0	17
Carl	3-4	2-2	2-4	0	10	3	1	13
McGee	4-7	0-0	2-2	5	10	0	0	13
McDuffie	3-7	0-0	1-2	4	7	0	0	11
Johnson	2-3	0-0	2-3	1	6	0	0	6
Moore	0-2	0-0	2-2	4	2	0	1	5
Timmerman	0-2	0-0	1-2	0	1	1	1	3
Kilbride	0-0	0-0	0-0	0	0	1	0	1
team				4				
TOTALS	36-77	7-16	22-32	50	101	20	11	200
	.468	.438	.688					

CSU	30	42	—	72
Wisconsin	52	49	—	101
Attendance:	8,194			

UW 108, Detroit Mercy 86

Dec. 23, 1992 — Madison, WI

Michael Finley tallied 29 points, seven rebounds, five assists and three steals to lead the Badgers. Tracy Webster added 22 points and a season-high 10 assists. Detroit Mercy jumped out to a 7-0 lead, but the Badgers stormed back and took a 54-39 halftime lead. The Titans closed to within eight points five times in the second half, the last time at 90-82 with three minutes left, but Wisconsin closed out the game with an 18-4 run. The Badgers shot a season-best .627 from the field, including a .500 mark from three-point range, and outscored the Titans 39-13 off the bench.

UDM	FG	3PT	FT	RB	PTS	AS	ST	MIN
Tolbert, f	8-24	4-8	4-5	5	24	2	1	33
Lovelace, f	4-7	0-0	1-1	7	9	1	1	29
Grant, c	4-8	0-0	2-3	9	10	0	0	29
Nichols, g	3-5	0-1	2-2	1	8	3	0	23
Kelley, g	7-17	3-9	5-5	3	22	0	0	33
Hailey	0-0	0-0	0-0	0	0	0	0	1
Jackson	2-6	1-5	0-0	1	5	2	0	19
Hamilton	1-4	1-2	2-4	2	5	0	1	17
Smith	0-0	0-0	1-2	4	1	0	0	13
Lacy	0-0	0-0	2-2	0	2	0	0	3
team				3				
TOTALS	29-71	9-25	19-24	35	86	8	3	200
	.408	.360	.792					

WISCONSIN	FG	3PT	FT	RB	PTS	AS	ST	MIN
Kelley, f	3-4	0-0	2-4	5	8	0	0	28
Finley, f	13-20	1-6	2-4	7	29	5	3	35
Petersen, c	2-4	0-0	0-1	4	4	0	0	9
Johnsen, g	2-6	2-5	0-0	2	6	1	0	15
Webster, g	8-14	4-8	2-2	1	22	10	2	34
Ely	6-8	0-0	1-2	1	13	0	1	19
Kilbride	5-5	5-5	0-0	1	15	2	2	27
Harrell	2-3	0-0	5-8	3	9	1	0	15
Johnson	0-1	0-0	0-0	4	0	0	0	9
Carl	1-1	0-0	0-0	0	2	0	0	3
McDuffie	0-1	0-0	0-2	0	0	0	0	4
Conger	0-0	0-0	0-0	0	0	0	0	1
Moore	0-0	0-0	0-0	0	0	0	0	1
team				4				
TOTALS	42-67	12-24	12-23	32	108	19	8	200
	.627	.500	.522					

Detroit Mercy	39	47	—	86
Wisconsin	54	54	—	108
Attendance:	8,681			

UW 110, Alcorn State 81

Dec. 29, 1992 — Madison, WI

The Badgers sank a Big Ten record 15 three-point field goals, set a school record by topping the 100-point mark for the third consecutive game and matched the fifth-highest point total in school history. All 15 Badgers saw action. Louis Ely made 10 of 12 field goal tries and contributed career-highs of 21 points and 11 rebounds to lead Wisconsin. The Badgers shot .719 from the field in the first half, including an .818 mark from three-point range, and led 59-38 at intermission. Wisconsin shot .583 for the game and held the Braves to a .380 mark.

ASU	FG	3PT	FT	RB	PTS	AS	ST	MIN
Montgomery, f	3-11	0-4	0-0	2	6	2	0	24
Ashley, f	3-6	0-0	0-0	2	6	0	0	9
Pittman, c	0-0	0-0	0-0	3	0	0	0	9
Walton, g	1-7	1-3	0-0	3	3	7	3	34
Ward, g	14-34	5-13	2-2	5	35	0	5	35
Wyatt	7-12	0-0	7-12	8	21	1	3	32
Pace	1-5	0-0	3-4	5	5	1	2	25
Owens	0-0	0-0	0-0	0	0	1	0	4
Banks	1-2	0-0	0-0	4	2	1	0	14
Grindie	0-0	0-0	1-2	2	1	0	0	6
Lewis	0-2	0-0	2-2	1	2	0	0	8
team				4				
TOTALS	30-79	6-20	15-22	39	81	13	13	200
	.380	.300	.682					

WISCONSIN	FG	3PT	FT	RB	PTS	AS	ST	MIN
Kelley, f	1-1	0-0	2-2	5	4	0	1	16
Finley, f	7-13	2-4	2-2	6	18	4	2	31
Harrell, c	3-6	0-0	3-3	2	9	0	0	12
Johnsen, g	3-5	2-3	0-0	0	8	2	0	15
Webster, g	6-14	5-8	0-0	4	17	9	1	31
McGee	2-2	0-0	1-3	4	5	1	0	13
Kilbride	3-4	3-4	0-0	0	9	3	1	14
Ely	10-12	0-0	1-3	11	21	0	1	21
Petersen	0-0	0-0	0-0	0	0	0	0	6
Carl	1-3	1-1	0-2	1	3	0	0	9
McDuffie	2-3	0-0	1-2	1	5	0	1	9
Conger	2-6	2-5	0-0	2	6	1	1	11
Johnson	0-0	0-0	1-3	3	1	1	0	6
Moore	2-3	0-0	0-0	2	4	0	0	4
Timmerman	0-0	0-0	0-0	1	0	1	0	2
team				3				
TOTALS	42-72	15-25	11-20	45	110	22	8	200
	.583	.600	.550					

Alcorn State	38	43	—	81
Wisconsin	59	51	—	110
Attendance:	9,513			

UW 76, Fairfield 55

Dec. 31, 1992 — Madison, WI

Michael Finley had 24 points and nine rebounds to lead the Badgers to victory on New Year's Eve. Tracy Webster had 12 points and six assists, and Louis Ely added 10 points. The Badgers jumped to a 14-3 lead and were never seriously threatened. Wisconsin led 39-30 at halftime and outscored the Stags 14-2 to start the second half. The Badgers shot .528 from the field and held the Stags to a .442 mark. The win improved the Badgers' New Year's Eve record to 15-1.

FAIRFIELD	FG	3PT	FT	RB	PTS	AS	ST	MIN
Sytulek, f	2-6	0-2	0-0	0	4	1	0	20
Guarasci, f	2-4	0-0	1-2	4	5	0	0	22
Henderson, c	3-8	0-0	1-2	11	7	1	0	31
George, g	8-11	1-3	4-5	1	21	0	3	32
Jones, g	4-8	0-0	1-3	4	9	1	2	35
Dunlap	0-0	0-0	0-0	0	0	0	0	8
Schwartz	1-2	0-0	0-0	4	2	0	0	9
Seymour	1-2	0-0	0-0	2	0	1	0	8
Martin	1-4	0-1	0-0	2	2	1	0	18

Gattis	1-7	1-4	0-1	1	3	0	1	17
team				2				
TOTALS	23-52	2-10	7-13	29	55	4	7	200
	.442	.200	.538					

WISCONSIN	FG	3PT	FT	RB	PTS	AS	ST	MIN
Kelley, f	3-6	0-0	3-4	4	9	2	0	21
Finley, f	10-14	2-3	2-2	9	24	2	2	31
Harrell, c	0-1	0-0	0-0	3	0	0	0	13
Webster, g	4-10	0-3	4-5	2	12	6	1	30
Kilbride, g	1-1	1-1	0-0	0	3	0	0	16
Conger	1-3	1-3	0-0	1	3	0	0	22
Ely	4-7	0-0	2-2	6	10	0	2	18
McGee	2-4	0-0	2-3	2	6	0	1	15
Carl	1-2	0-0	0-0	1	2	2	0	12
McDuffie	1-4	0-0	1-2	0	3	0	0	9
Johnson	0-0	0-0	1-2	1	1	0	1	7
Petersen	1-1	0-0	1-2	2	3	0	0	6
team				0				
TOTALS	28-53	4-10	16-22	31	76	12	7	200
	.528	.400	.727					

Fairfield	30	25	—	55
Wisconsin	39	37	—	76
Attendance:	8,531			

UW 77, Marquette 67

Jan. 2, 1993 — Milwaukee, WI

Wisconsin snapped an 11-game road losing streak with its win at Marquette. It was the Badgers' seventh win against the Warriors in eight games. Michael Finley led the way with 20 points, while Tracy Webster pitched in 15 points and five assists. The Badgers jumped out to a 17-6 lead and led 39-27 at halftime. Wisconsin, which shot .500 from the field in the first half and .591 in the second half, extended the lead to 20 points three times in the second frame. The Warriors staged a late rally that cut the gap to 70-63 with 1:41 left, but Ely scored a pair of inside baskets and Andy Kilbride hit a pair of free throws to seal the win. The Badger defense held Marquette to .424 shooting accuracy and limited the Warriors' big men to 27 points and 36 percent shooting. The Badgers shot a season-high .765 from the free throw line, where they outscored the Warriors 13-7.

WISCONSIN	FG	3PT	FT	RB	PTS	AS	ST	MIN
Kelley, f	4-8	0-0	2-2	5	10	2	1	15
Finley, f	6-11	3-6	5-6	4	20	5	2	39
Harrell, c	0-1	0-0	1-2	3	1	1	0	17
Webster, g	6-13	3-6	0-0	3	15	5	2	34
Kilbride, g	1-2	1-2	2-2	1	5	2	1	25
Johnsen	1-5	1-4	0-0	3	3	2	0	15
Carl	1-1	0-0	0-0	2	2	1	0	6
McDuffie	0-0	0-0	0-0	0	0	0	0	1
McGee	3-4	0-0	3-5	0	9	0	0	20
Ely	6-7	0-0	0-0	4	12	0	0	16
Petersen	0-0	0-0	0-0	4	0	0	0	2
Johnson	0-0	0-0	0-0	4	0	0	0	10
team				4				
TOTALS	28-52	8-18	13-17	33	77	18	6	200
	.538	.444	.765					

MARQUETTE	FG	3PT	FT	RB	PTS	AS	ST	MIN
Gates, f	1-7	0-1	2-2	6	4	3	0	25
Curry, f	6-12	0-1	1-2	4	13	1	2	34
Key, c	4-13	0-1	0-0	3	8	4	0	31
Miller, g	3-8	3-6	0-0	2	9	9	1	39
Logterman, g	1-7	0-3	2-2	1	4	0	0	28
Eford	12-18	1-2	2-2	6	27	1	0	26
Aamot	0-0	0-0	0-0	0	0	0	0	1
McIlvaine	1-1	0-0	0-2	4	2	0	0	16

1992-93 GAME SUMMARIES

Michigan 98, UW 73

Jan. 9, 1993 — Madison, WI

The Badgers led 10-4 in the opening minutes and trailed just 34-30 with 3:28 left in the first half, but the No. 3-ranked Wolverines went on a 10-2 run to end the half and an 11-2 run to start the second half to pull away. Tracy Webster and Michael Finley led Wisconsin with 25 and 17 points, respectively. Michigan relied on balanced scoring from Chris Webber (20), Juwan Howard, Jalen Rose (18) and Jimmy King (16). Howard hauled in 20 rebounds for the Wolverines, who outrebounded Wisconsin 57-25. The Badgers shot just .394 from the field, while Michigan shot .521.

MICHIGAN	FG	3PT	FT	RB	PTS	AS	ST	MIN
Voskuil, f	1-2	0-1	0-0	5	2	1	0	21
Webber, f	8-11	0-1	4-4	5	20	2	1	26
Howard, c	6-13	0-0	6-8	20	18	2	1	31
King, g	6-11	0-1	4-4	7	16	3	1	32
Rose, g	7-18	0-2	4-6	4	18	6	1	33
Riley	4-5	0-0	0-0	9	8	0	2	17
Pelinka	2-5	0-1	3-3	1	7	0	0	18
Fife	0-1	0-0	1-2	1	1	0	1	12
Derricks	0-1	0-0	2-4	0	2	0	0	6
Bossard	3-4	0-1	0-0	1	6	0	0	3
Dobbins	0-0	0-0	0-2	1	0	0	0	1
team				3				
TOTALS	37-71	0-7	24-33	57	98	14	7	200
	.521	.000	.727					

WISCONSIN	FG	3PT	FT	RB	PTS	AS	ST	MIN
Kelley, f	0-4	0-0	1-2	1	1	0	0	15
Finley, f	7-16	2-8	1-1	8	17	6	2	33
Harrell, c	0-1	0-0	2-2	3	2	0	0	18
Webster, g	9-20	3-9	4-4	2	25	5	2	38
Kilbride, g	1-4	1-4	0-0	1	3	0	1	17
McGee	2-4	0-0	0-0	3	4	1	1	16
Ely	1-2	0-0	1-3	0	3	0	0	15
Johnsen	2-5	2-5	0-1	3	6	1	0	23
Carl	0-0	0-0	0-0	0	0	0	0	2
Johnson	0-2	0-0	2-2	1	2	0	0	10
McDuffie	1-2	0-0	0-0	1	2	0	0	7
Petersen	3-6	0-0	2-2	0	8	0	0	6
team				2				
TOTALS	26-66	8-26	13-17	25	73	13	6	200
	.394	.308	.765					

Michigan	44	54	—	98
Wisconsin	32	41	—	73

Attendance: 11,500 (sellout)

Purdue 76, UW 60

Jan. 13, 1993 — West Lafayette, IN

Wisconsin suffered its 21st consecutive loss at Mackey Arena. The Badgers were behind 38-33 at the half and trailed just 51-48 at the 12-minute mark, but the 17th-ranked Boilermakers went on a 14-4 run over the next nine minutes. The run followed unorthodox conduct technical fouls on Tracy Webster and Purdue's Porter Roberts and a technical on Coach Gene Keady. Glenn Robinson scored seven of Purdue's 14 points during the run and finished with 31 points. He made 15 of 17 free throws, grabbed 14 rebounds and had five steals and five blocked shots. Purdue was 25 of 30 from the free throw line, while the Badgers were 10 of 15. The Boilermakers outshot Wisconsin 53-39 percent from the field and outrebounded the Badgers 36-26. Webster led Wisconsin with 20 points.

WISCONSIN	FG	3PT	FT	RB	PTS	AS	ST	MIN
Kelley, f	5-6	0-0	0-0	1	10	1	0	24
Finley, f	2-13	0-1	2-2	6	6	4	4	40
Harrell, c	3-6	0-0	2-2	6	8	0	1	30

Webster, g	7-16	1-3	5-6	5	20	3	1	36
Kilbride, g	4-5	3-4	1-2	1	12	2	2	28
Ely	2-5	0-0	0-1	2	4	0	0	10
McGee	0-3	0-0	0-2	4	0	0	0	12
Johnsen	0-3	0-3	0-0	0	0	0	1	13
Petersen	0-0	0-0	0-0	1	0	0	0	2
Carl	0-1	0-0	0-0	0	0	0	0	3
Johnson	0-0	0-0	0-0	0	0	0	0	2
team				0				
TOTALS	23-58	4-11	10-15	26	60	10	9	200
	.397	.364	.667					

PURDUE	FG	3PT	FT	RB	PTS	AS	ST	MIN
Robinson, f	8-15	0-1	15-17	14	31	1	5	35
Martin, f	3-7	0-0	2-2	5	8	3	2	37
Stanback, c	3-6	0-0	4-5	6	10	1	1	30
Waddell, g	5-5	1-1	0-0	2	11	5	2	20
Painter, g	1-3	0-2	3-4	3	5	3	1	26
Dove	1-2	0-0	0-0	1	2	2	0	15
Williams	1-2	0-0	0-0	0	2	0	0	11
Roberts	3-5	0-1	0-0	3	6	3	0	17
Darner	0-2	0-1	0-0	0	0	0	0	8
Jennings	0-0	0-0	1-2	0	1	0	0	1
team				2				
TOTALS	25-47	1-6	25-30	36	76	18	11	200
	.532	.167	.833					

Wisconsin	33	27	—	60
Purdue	38	38	—	76

Attendance: 14,123 (sellout)

UW 79, Minnesota 70

Jan. 16, 1993 — Madison, WI

Tracy Webster and Michael Finley scored 21 points each to lead the Badgers to victory against the 19th-ranked Golden Gophers. The game was tied 49-49 with 9:32 left, but the Badgers went on a 16-6 run over the next five minutes to seal the win. It was the Badgers' sixth win over the Gophers in the last seven games at the Field House. The Badgers shot .543 from the field, including .588 in the second half, and held Minnesota to a season-low .404 mark. The Badgers committed a season-low 11 turnovers but were outrebounded 40-24. Louis Ely had eight points and four blocked shots, and Brian Kelley added four points and a team-high six rebounds. Voshon Lenard led Minnesota with 22 points.

MINNESOTA	FG	3PT	FT	RB	PTS	AS	ST	MIN
Walton, f	0-3	0-0	2-2	2	2	1	1	13
Carter, f	4-10	0-0	2-4	11	10	0	0	31
Kolander, c	2-3	0-0	1-2	4	5	0	1	25
Lenard, g	7-17	2-7	6-8	7	22	2	2	35
Orr, g	0-2	0-1	2-3	0	2	1	2	15
McDonald	5-11	1-2	2-2	3	13	5	1	31
Tubbs	2-4	0-0	4-4	3	8	1	0	27
Jackson	1-1	0-0	2-4	4	4	0	0	6
Washington	2-5	0-0	0-0	1	4	0	0	13
Wolf	0-1	0-1	0-0	0	0	0	0	1
Nzigamasabo	0-0	0-0	0-0	0	0	0	0	3
team				5				
TOTALS	23-57	3-11	21-29	40	70	10	7	200
	.404	.273	.724					

WISCONSIN	FG	3PT	FT	RB	PTS	AS	ST	MIN
Kelley, f	1-2	0-0	2-4	6	4	1	0	28
Finley, f	7-11	2-4	5-5	3	21	1	0	32
Harrell, c	3-4	0-0	1-2	4	7	0	1	18
Webster, g	6-13	3-5	6-9	3	21	5	2	36
Kilbride, g	1-6	1-3	2-4	1	5	2	2	30
McDuffie	0-1	0-0	0-0	2	0	3	1	8
Ely	2-3	0-0	4-6	4	8	0	0	18
Petersen	2-2	0-0	2-2	1	6	0	0	12
Johnsen	3-4	1-2	0-0	0	7	0	0	13
Johnson	0-0	0-0	0-0	0	0	0	0	5
team				0				
TOTALS	25-46	7-14	22-32	24	79	12	6	200
	.543	.500	.688					

Minnesota	32	38	—	70
Wisconsin	39	40	—	79

Attendance: 11,500 (sellout)

UW 76, Ohio State 67

Jan. 20, 1993 — Madison, WI

Michael Finley poured in a career-high 34 points and grabbed 11 rebounds to lead the Badgers past the 24th-ranked Buckeyes. He had 19 points and 10 rebounds in the second half. Wisconsin jumped to a 21-6 lead, but the Buckeyes cut the gap to 35-31 at the half. OSU went on a 15-6 run to start the second half and led 46-41 at the 15:11 mark. Finley scored the Badgers' next eight points and cut the lead to 50-49 at the 12-minute mark. Jeff Petersen scored six of the Badgers' next nine points and ignited a 15-4 run that put Wisconsin up 66-54 with five minutes left. The Badgers made eight of 10 free throws down the stretch to seal the win. Andy Kilbride had nine points on three of five shooting from three-point range, while Petersen, Webster and Brian Kelley scored eight points apiece. Wisconsin shot .473 from the field and held the Buckeyes to .406 shooting, including a .341 mark in the second half. OSU outrebounded the Badgers 41-26 but was hurt by 18 turnovers.

OHIO STATE	FG	3PT	FT	RB	PTS	AS	ST	MIN
Funderburke, f	7-16	0-0	0-0	9	14	1	1	28
Dudley, f	0-2	0-0	0-0	0	0	0	0	15
Etzler, c	0-0	0-0	2-2	0	2	2	0	12
Skelton, g	3-12	1-6	0-0	3	7	3	2	28
Davis, g	6-10	0-1	2-2	2	14	0	1	26
Anderson	0-4	0-2	3-4	3	3	0	1	16
Simpson	6-8	2-2	5-6	3	19	4	2	25
Brandewie	0-3	0-0	0-0	2	0	0	1	13
Watson	1-4	0-0	0-0	6	2	0	0	12
Ratliff	2-3	0-0	0-0	4	4	0	0	12
Macon	1-2	0-0	0-0	4	2	0	0	13
team				5				
TOTALS	26-64	3-11	12-14	41	67	10	8	200
	.406	.273	.857					

WISCONSIN	FG	3PT	FT	RB	PTS	AS	ST	MIN
Kelley, f	2-6	0-0	4-5	1	8	0	1	24
Finley, f	12-23	2-5	8-11	11	34	1	2	37
Harrell, c	2-5	0-0	0-0	4	4	1	1	33
Webster, g	2-7	1-3	3-3	2	8	6	2	32
Kilbride, g	3-6	3-5	0-0	0	9	1	1	28
Petersen	3-4	0-0	2-2	2	8	0	1	10
Ely	0-1	0-0	0-2	1	0	0	0	10
Johnsen	2-3	0-0	0-0	1	4	0	0	18
McDuffie	0-0	0-0	0-0	0	0	0	0	2
Conger	0-0	0-0	0-0	0	0	1	0	2
Johnson	0-0	0-0	1-2	0	1	0	1	2
Moore	0-0	0-0	0-0	0	0	0	0	1
Carl	0-0	0-0	0-0	0	0	0	0	1
team				4				
TOTALS	26-55	6-13	18-25	26	76	10	9	200
	.473	.462	.720					

Ohio State	31	36	—	67
Wisconsin	35	41	—	76

Attendance: 11,158

UW 67, Michigan State 66

Jan. 23, 1993 — East Lansing, MI

made one of two free throws to put MSU up 66-61 with 2:17 left. Tracy Webster's three-pointer narrowed the lead to 66-64 with 1:50 left, and that's the way it remained until Johnsen's game-winner. Finley finished with a game-high 28 points, along with four rebounds, four assists, two steals and two blocked shots. Johnsen added 11 points, including three of five from three-point range. Peplowski led Michigan State with 21 points and 13 rebounds. MSU, which led all but 18 seconds of the game, outshot Wisconsin 52-40 percent from the field and held a 38-31 rebounding edge. The Badgers committed just nine turnovers and forced the Spartans into 17 miscues.

WISCONSIN	FG	3PT	FT	RB	PTS	AS	ST	MIN
Kelley, f	1-1	0-0	0-0	3	2	2	0	17
Finley, f	11-28	3-10	3-4	4	28	4	2	39
Harrell, c	3-5	0-0	2-3	6	8	0	0	28
Webster, g	3-11	1-5	0-0	4	7	4	1	37
Kilbride, g	2-6	1-4	0-0	0	5	0	2	27
Johnsen	4-7	3-5	0-0	1	11	1	0	16
McDuffie	0-0	0-0	0-0	0	0	0	0	1
Ely	3-6	0-0	0-2	2	6	0	0	15
Petersen	0-1	0-0	0-0	4	0	0	1	12
Johnson	0-2	0-0	0-0	2	0	0	0	8
team				5				
TOTALS	27-67	8-24	5-9	31	67	11	6	200
	.403	.333	.556					

MSU	FG	3PT	FT	RB	PTS	AS	ST	MIN
Weshinsky, f	3-9	1-5	1-2	1	8	2	1	35
Stephens, f	5-9	0-0	0-0	9	10	5	1	34
Peplowski, c	8-11	0-0	5-7	13	21	2	0	34
Snow, g	1-3	0-0	1-4	5	3	7	1	29
Respert, g	3-10	2-5	5-7	2	13	3	1	33
Hart	0-0	0-0	0-0	0	0	0	1	4
Nicodemus	0-0	0-0	0-0	0	0	0	0	1
Zulauf	1-1	0-0	0-0	1	2	0	0	8
Feick	0-0	0-0	0-0	0	0	0	0	2
Miller	4-5	0-0	1-2	5	9	0	0	20
team				2				
TOTALS	25-48	3-10	13-22	38	66	19	5	200
	.521	.300	.591					

Wisconsin 31 36 — 67
 Michigan State 39 27 — 66
 Attendance: 15,138 (sellout)

Illinois 80, UW 72

Jan. 27, 1993 — Champaign, IL

The Badgers, who were ranked No. 24 in the CNN/USA Today poll, had their three-game win streak snapped in Champaign. The first half included five ties and 11 lead changes and ended with the Illini ahead 37-31. Illinois led by as many as 16 points early in the second half and was up 62-49 with just under 11 minutes left. The Badgers then went on a 13-3 run to cut the gap to 65-62 with 5:06 remaining. Deon Thomas put an end to the Wisconsin rally with four straight inside baskets that built Illinois' lead to 73-64. The Illini made seven of 12 free throws down the stretch to post their 12th straight win over the Badgers at Assembly Hall. Michael Finley finished with 30 points and seven rebounds, while Jeff Petersen and Tracy Webster had 12 and 11 points, respectively. Thomas led Illinois with 23 points and 11 rebounds. The Illini outscored the Badgers 30-11 at the free throw line and held a 42-32 rebounding advantage. Andy Kaufmann was ejected in the second half after picking up two technical fouls.

WISCONSIN	FG	3PT	FT	RB	PTS	AS	ST	MIN
Kelley, f	1-4	0-0	0-0	1	2	0	0	19
Finley, f	10-16	3-6	7-10	7	30	2	1	40
Harrell, c	3-8	0-0	0-0	9	6	0	0	26
Webster, g	5-15	1-6	0-0	4	11	8	2	31
Kilbride, g	2-7	0-4	0-0	2	4	1	1	23

Johnsen	1-4	1-2	0-0	0	3	0	0	21
McDuffie	0-0	0-0	0-0	0	0	0	0	1
Ely	2-5	0-0	0-0	4	4	1	1	8
Petersen	4-8	0-0	4-4	2	12	0	0	22
Johnson	0-0	0-0	0-0	0	0	0	0	5
Conger	0-0	0-0	0-0	0	0	0	0	4
team				3				
TOTALS	28-67	5-18	11-14	32	72	12	5	200
	.418	.278	.786					

ILLINOIS	FG	3PT	FT	RB	PTS	AS	ST	MIN
Kaufmann, f	5-11	0-0	2-4	3	12	2	1	20
Bennett, f	2-5	0-0	1-2	9	5	1	0	31
Thomas, c	6-11	0-0	11-13	11	23	0	0	31
Keene, g	3-10	2-6	5-6	5	13	2	2	29
Clemons, g	3-7	0-0	1-2	3	7	3	0	28
Harris	0-0	0-0	0-0	0	0	0	0	1
Taylor	0-0	0-0	2-2	0	2	1	0	11
Michael	1-4	1-3	1-3	2	4	0	0	18
Davidson	0-0	0-0	0-0	0	0	0	0	1
Wheeler	3-6	1-2	7-9	5	14	4	0	27
Rice	0-0	0-0	0-0	0	0	0	0	1
Cross	0-0	0-0	0-0	0	0	0	0	1
Roth	0-0	0-0	0-0	0	0	0	0	1
team				4				
TOTALS	23-54	4-11	30-41	42	80	13	3	200
	.426	.364	.732					

Wisconsin 31 41 — 72
 Illinois 37 43 — 80
 Attendance: 11,999

UW 75, Penn State 68

Jan. 30, 1993 — University Park, PA

Michael Finley poured in 27 points and grabbed 11 rebounds, and Tracy Webster contributed 13 points, seven rebounds, eight assists and five steals to lead the Badgers to victory in their first visit to Penn State. The Nittany Lions broke open a tie game with a 16-4 run midway through the first half and led 23-11 at the eight-minute mark. Wisconsin responded with a 14-2 run and tied the game at 31-31 at the half. The game was still tied three minutes into the second period, but the Badgers pulled away with a 15-4 run over the next seven minutes and led 51-40 at the 10:39 mark. The Badgers extended the lead to 13 points on two occasions and were on top 60-51 with just under five minutes left. Penn State staged a late rally that narrowed the gap to 63-59 with just under three minutes left, but the Badgers iced the game by making seven of eight free throws. The Badgers' press forced the Nittany Lions into 18 turnovers, including 10 in the second half, and resulted in a 24-4 advantage in points off turnovers. All five Penn State starters scored in double figures, led by Greg Bartram, who had 16.

WISCONSIN	FG	3PT	FT	RB	PTS	AS	ST	MIN
Kelley, f	2-5	0-0	0-0	2	4	0	0	22
Finley, f	8-17	2-3	9-12	11	27	3	3	36
Harrell, c	2-3	0-0	4-4	1	8	1	1	23
Webster, g	4-18	1-7	4-4	7	13	8	5	36
Kilbride, g	3-4	3-4	2-2	2	11	0	1	27
Johnsen	0-5	0-3	0-0	1	0	0	0	17
Ely	2-5	0-0	0-2	4	4	0	0	13
Petersen	2-2	0-0	0-0	2	4	0	1	12
Johnson	1-2	0-0	0-0	3	2	0	0	10
McDuffie	1-1	0-0	0-0	2	2	0	0	4
team				2				
TOTALS	25-62	6-17	19-24	37	75	12	11	200
	.403	.353	.792					

PENN STATE	FG	3PT	FT	RB	PTS	AS	ST	MIN
Hayes, f	4-17	0-2	4-5	9	12	3	0	35
Carr, f	3-4	0-0	4-4	5	10	0	0	27
Amaechi, c	4-9	0-2	3-4	13	11	1	1	38
Jennings, g	5-16	1-5	2-3	4	13	7	1	35
Bartram, g	6-10	4-6	0-0	3	16	2	1	31
Wydman	0-0	0-0	0-1	2	0	2	1	12
Carter	0-0	0-0	0-0	1	0	0	0	5

Dietz	0-0	0-0	0-0	0	0	0	0	3
Joseph	0-1	0-0	0-0	2	0	0	0	6
Carlton	3-4	0-0	0-0	0	6	0	0	8
team				3				
TOTALS	25-61	5-15	13-17	42	68	15	4	200
	.410	.333	.765					

Wisconsin 31 44 — 75
 Penn State 31 37 — 68
 Attendance: 7,142 (sellout)

UW 101, Northwestern 87

Feb. 3, 1993 — Madison, WI

Tracy Webster tallied 27 points, 10 assists and four steals to lead the Badgers to their 11th straight home victory over Northwestern. The Badgers led 49-34 at the half and were up 60-46 at the 15:20 mark when a fight broke out and five players were ejected. Northwestern's Cedric Neloms was ejected for punching Andy Kilbride. Kilbride and NU's Matt Purdy were ejected for throwing retaliatory punches, while Michael Finley and NU's Dion Lee were tossed after receiving flagrant technicals for their conduct during the skirmish. (Neloms, Purdy and Kilbride were later suspended for one game by the Big Ten.) The Badgers increased the lead to 71-52 at the 13:27 mark before the Wildcats went on a 15-0 run that narrowed the gap to 71-67 with eight minutes left. The Badgers led 88-82 with just under three minutes left but pulled away by making nine of 11 free throws. Wisconsin was outrebounded 32-29 but held a 17-9 advantage on the offensive boards. The Badgers forced the Wildcats into 24 turnovers while committing just 13. Kevin Rankin led Northwestern with 24 points and seven rebounds.

N'WESTERN	FG	3PT	FT	RB	PTS	AS	ST	MIN
Neloms, f	1-7	0-1	6-6	2	8	1	0	22
Howell, f	6-9	0-0	1-2	5	13	2	0	31
Rankin, c	7-8	0-0	10-12	7	24	2	2	36
Simpson, g	1-2	0-0	0-0	0	2	2	0	18
Baldwin, g	4-11	0-2	11-12	4	19	5	0	38
Lee	3-5	1-1	0-0	5	7	1	2	15
Kirkpatrick	1-1	0-0	3-4	6	5	1	0	23
Williams	0-1	0-0	2-2	0	2	0	0	8
Rayford	0-1	0-0	0-0	0	0	0	0	2
Purdy	1-1	1-1	0-0	2	3	0	0	3
Yonke	1-1	0-0	2-2	0	4	0	0	4
team				1				
TOTALS	25-47	2-5	35-40	32	87	14	4	200
	.532	.400	.875					

WISCONSIN	FG	3PT	FT	RB	PTS	AS	ST	MIN
Kelley, f	2-6	0-1	5-7	8	9	0	2	32
Finley, f	8-16	3-8	0-0	7	19	3	2	22
Harrell, c	1-2	0-0	0-0	2	2	0	1	13
Webster, g	7-16	3-9	10-10	1	27	10	4	38
Kilbride, g	4-6	3-5	0-0	0	11	3	0	17
Ely	6-9	0-0	1-4	6	13	0	1	20
Johnsen	4-9	2-5	0-2	1	10	2	3	27
Petersen	2-2	0-0	0-0	1	4	0	0	8
Johnson	0-0	0-0	0-0	1	0	0	0	10
Conger	0-3	0-2	0-0	0	0	0	0	6
Carl	1-2	0-1	3-3	0	5	1	0	6
McDuffie	0-0	0-0	1-2	1	1	0	0	1
team				1				
TOTALS	35-71	11-31	20-28	29	101	19	13	200
	.493	.355	.714					

Northwestern 34 53 — 87
 Wisconsin 49 52 — 101
 Attendance: 10,502

1992-93 GAME SUMMARIES

Michigan 85, UW 66

Feb. 10, 1993 — Ann Arbor, MI

The fourth-ranked Wolverines overcame a two-point deficit with an 18-4 run midway through the second half and handed Wisconsin its 11th straight loss in Ann Arbor. Wisconsin trailed 38-34 at the half but took the lead three times early in the second period. The last lead was 50-49 with just over 13 minutes left, but Michigan outscored the Badgers by 14 over the next four minutes to seal the win. Wisconsin was led by Michael Finley, who made 10 of 18 field goal tries en route to a game-high 25 points. Tracy Webster contributed 10 points, while Brian Kelley had a career-high 10 rebounds. Chris Webber led Michigan with 21 points, 12 rebounds and five steals. The Wolverines outshot Wisconsin .535-.435 and outrebounded the Badgers 41-32. Wisconsin was also hurt by 24 turnovers.

WISCONSIN	FG	3PT	FT	RB	PTS	AS	ST	MIN
Kelley, f	2-8	0-0	0-0	10	4	2	0	25
Finley, f	10-18	3-9	2-6	4	25	2	0	38
Harrell, c	2-3	0-0	0-0	3	4	1	1	20
Johnsen, g	3-9	2-7	0-2	3	8	1	0	25
Webster, g	4-14	2-6	0-0	2	10	4	1	37
Ely	0-0	0-0	0-0	2	0	0	0	6
Conger	1-4	1-3	0-0	0	3	2	0	15
Petersen	3-3	0-0	0-0	2	6	0	1	14
Carl	0-1	0-1	0-0	0	0	0	0	3
Johnson	1-1	0-0	0-0	1	2	0	0	9
McGee	1-1	0-0	2-2	2	4	0	0	5
McDuffie	0-0	0-0	0-0	0	0	0	0	2
Moore	0-0	0-0	0-0	0	0	0	0	1
team				3				
TOTALS	27-62	8-26	4-10	32	66	12	3	200
	.435	.308	.400					

MICHIGAN	FG	3PT	FT	RB	PTS	AS	ST	MIN
Webber, f	10-13	0-1	1-5	12	21	3	5	28
Jackson, f	6-11	0-1	2-3	6	14	2	2	23
Howard, c	7-9	0-0	2-2	7	16	0	0	30
Rose, g	6-15	2-4	0-2	5	14	4	0	29
King, g	3-5	1-3	0-0	3	7	4	3	31
Talley	2-3	0-1	0-0	0	4	1	0	9
Riley	2-2	0-0	0-0	3	4	0	1	19
Pelinka	1-3	1-2	0-0	0	3	3	0	13
Voskuil	0-6	0-3	0-0	3	0	1	1	11
Fife	0-1	0-0	0-0	0	0	0	0	3
Derricks	1-2	0-0	0-0	1	2	0	0	3
Bossard	0-1	0-1	0-0	0	0	0	0	1
team				1				
TOTALS	38-71	4-16	5-12	41	85	18	12	200
	.535	.250	.417					

Wisconsin 34 32 — 66
Michigan 38 47 — 85
Attendance: 13,398 (sellout)

Purdue 90, UW 87 (2OT)

Feb. 13, 1993 — Madison, WI

Glenn Robinson poured in a career-high 42 points to lead 18th-ranked Purdue to a double-overtime win at the Field House. Robinson scored 17 of Purdue's last 22 points in regulation, including 15 straight, to help the Boilermakers overcome a seven-point deficit and force overtime. He scored five of Purdue's nine points in the first overtime period and six of the team's 11 points in the second extra frame. He also blocked Brian Kelley's potential game-tying three-pointer in the final seconds of the second overtime to preserve the win. Purdue made 30 of 31 free throws in the game, including nine of nine in the second overtime. Robinson tied a Field House record by hitting all 14 of his free throws. Michael Finley led the Badgers with 33 points and a school-

record 10 steals. The Badgers forced Purdue into 24 turnovers and collected a season-high 13 steals, but the Boilermakers outshot Wisconsin .528-.463 from the field and held a 34-26 rebounding advantage.

PURDUE	FG	3PT	FT	RB	PTS	AS	ST	MIN
Robinson, f	13-21	2-4	14-14	7	42	0	4	49
Martin, f	5-9	0-0	3-3	2	13	2	0	43
Stanback, c	4-8	0-0	3-4	11	11	0	1	43
Waddell, g	3-6	1-2	0-0	3	7	4	0	29
Painter, g	1-5	0-2	6-6	2	8	4	0	34
Darner	1-1	1-1	0-0	2	3	0	0	16
Roberts	0-1	0-1	4-4	2	4	1	1	20
McNary	1-2	0-0	0-0	2	2	0	0	8
Dove	0-0	0-0	0-0	1	0	0	0	8
team				2				
TOTALS	28-53	4-10	30-31	34	90	11	6	250
	.528	.400	.968					

WISCONSIN	FG	3PT	FT	RB	PTS	AS	ST	MIN
Kelley, f	2-6	0-1	2-2	2	6	0	0	33
Finley, f	11-22	3-7	8-12	3	33	3	10	49
Harrell, c	4-8	0-0	1-2	8	9	1	0	39
Webster, g	5-11	0-0	6-6	3	16	7	3	46
Kilbride, g	1-6	1-2	0-0	1	3	2	0	32
Ely	3-4	0-0	0-0	2	6	0	0	8
Petersen	0-1	0-0	0-0	0	0	0	0	3
Johnson	4-8	3-5	0-0	0	11	0	0	23
McGee	1-1	0-0	0-0	3	2	1	0	8
Johnson	0-0	0-0	1-2	1	1	0	0	8
McDuffie	0-0	0-0	0-0	0	0	0	0	1
team				3				
TOTALS	31-67	7-15	18-24	26	87	14	13	250
	.463	.467	.750					

Purdue 30 40 9 11 — 90
Wisconsin 37 33 9 8 — 87
Attendance: 11,500 (sellout)

Minnesota 85, UW 71

Feb. 18, 1993 — Minneapolis, MN

The Badgers shot just .354 from the field and allowed Minnesota a .537 mark en route to their seventh consecutive loss at Williams Arena. Minnesota opened a 23-14 lead before the Badgers cut the gap to 23-21 with six minutes left in the first half. That's as close as Wisconsin would get all night, however. The Gophers went on a 17-7 run and led 40-28 at the half. The Badgers could get no closer than nine points in the second period and trailed by as many as 19. Michael Finley led the Badgers with a game-high 27 points, while Tracy Webster and Jason Johnsen added 15 and 11 points, respectively. Voshon Lenard led Minnesota with 23 points, while Ariel McDonald contributed 19 points.

WISCONSIN	FG	3PT	FT	RB	PTS	AS	ST	MIN
Kelley, f	1-3	0-0	0-0	4	2	0	0	16
Finley, f	9-23	5-13	4-4	4	27	4	2	39
Harrell, c	2-3	0-0	3-4	1	7	0	2	24
Webster, g	5-15	2-7	3-4	7	15	4	1	32
Kilbride, g	1-7	0-4	4-4	4	6	6	0	26
McGee	1-2	0-0	1-4	3	3	0	1	13
Johnson	0-3	0-0	0-0	5	0	0	0	13
Johnsen	4-7	3-5	0-0	2	11	1	1	21
Ely	0-1	0-0	0-1	2	0	0	0	9
Petersen	0-1	0-0	0-0	0	0	0	0	6
McDuffie	0-0	0-0	0-0	0	0	0	0	1
team				4				
TOTALS	23-65	10-29	15-21	36	71	15	7	200
	.354	.345	.714					

MINNESOTA	FG	3PT	FT	RB	PTS	AS	ST	MIN
Walton, f	3-9	0-0	4-4	4	10	0	0	30
Carter, f	4-6	0-0	1-4	4	9	0	1	25
Kolander, c	4-6	0-0	1-2	6	9	1	0	26
Lenard, g	7-11	3-5	6-7	8	23	4	3	30
McDonald, g	6-8	1-1	6-7	1	19	7	2	30
Orr	0-3	0-0	0-0	4	0	2	0	15
Wolf	0-2	0-1	0-0	1	0	0	0	5

Nzigamasabo	0-2	0-0	0-0	4	0	1	0	8
Jackson	3-5	0-0	3-4	5	9	1	0	20
Tubbs	2-2	0-0	2-4	1	6	0	0	9
Roe	0-0	0-0	0-0	0	0	0	0	1
Crittenden	0-0	0-0	0-0	0	0	0	0	1
team				0				
TOTALS	29-54	4-7	23-32	38	85	16	6	200
	.537	.571	.719					

Wisconsin 28 43 — 71
Minnesota 40 45 — 85
Attendance: 15,649

Ohio State 80, UW 70

Feb. 20, 1993 — Columbus, OH

Ohio State went on 12-0 and 14-2 scoring runs in the opening 10 minutes of the second half to turn a four-point game into an easy win. The Badgers trailed 38-35 at the half and were down 41-37 in the opening minutes of the second period, but the Buckeyes went on their roll and built a 69-48 lead with just over eight minutes left. OSU led 80-60 before the Badgers scored the last 10 points of the game. Tracy Webster and Michael Finley led the Badgers with 17 and 16 points, respectively. Lawrence Funderburke led Ohio State with 20 points and seven rebounds. Wisconsin forced OSU into 26 turnovers, but the Buckeyes outshot the Badgers .566-.404 and held a 37-29 rebounding edge.

WISCONSIN	FG	3PT	FT	RB	PTS	AS	ST	MIN
Kelley, f	3-5	0-0	2-4	2	8	0	1	19
Finley, f	4-12	1-6	7-7	3	16	3	1	36
Harrell, c	3-10	0-0	2-3	7	8	1	1	28
Kilbride, g	1-3	1-2	0-0	2	3	0	1	21
Webster, g	6-13	1-2	4-4	3	17	7	2	31
McGee	1-3	0-0	1-2	3	3	3	0	16
Johnson	3-8	2-7	1-2	3	9	0	1	23
Johnson	0-0	0-0	0-0	2	0	2	0	15
Ely	0-0	0-0	0-0	1	0	0	0	1
Conger	0-0	0-0	0-0	0	0	2	0	2
McDuffie	0-0	0-0	0-0	0	0	0	0	2
Carl	2-3	2-2	0-0	0	6	0	1	3
Moore	0-0	0-0	0-0	1	0	0	0	3
team				2				
TOTALS	23-57	7-19	17-22	29	70	18	8	200
	.404	.368	.773					

OHIO STATE	FG	3PT	FT	RB	PTS	AS	ST	MIN
Funderburke, f	10-16	0-0	0-2	7	20	0	0	30
Watson, c	2-2	0-0	1-1	3	5	0	1	24
Anderson, g	4-8	0-1	4-5	7	12	8	5	27
Simpson, g	6-8	0-1	2-5	6	14	5	1	27
Skelton, g	4-9	2-4	6-9	6	16	3	2	35
Macon	2-5	0-0	4-4	4	8	0	0	20
Davis	2-3	0-0	0-0	1	4	1	2	13
Etzler	0-0	0-0	0-0	0	0	1	0	5
Ratliff	0-1	0-0	0-0	0	0	0	0	5
Dudley	0-0	0-0	1-2	2	1	0	1	11
Wilbourne	0-0	0-0	0-0	0	0	0	0	2
Winston	0-1	0-0	0-2	0	0	0	1	1
team				1				
TOTALS	30-53	2-6	18-30	37	80	18	13	200
	.566	.333	.600					

Wisconsin 35 35 — 70
Ohio State 38 42 — 80
Attendance: 13,276 (sellout)

UW 65, Michigan State 62

Feb. 24, 1993 — Madison, WI

Tracy Webster's jumper in the lane with 47 seconds left broke a 62-62 tie and helped lift the Badgers to their first sweep of the Spartans since 1988. Wisconsin trailed by nine points in the first half and was down 36-31 at intermission. Damon Harrell scored the Badgers' first six points in the second period to spark Wisconsin's comeback. The Badgers drew even at 41-41 with 16 minutes left and went on a 15-5 run over the next seven minutes to take a 56-46 lead. MSU countered with a 16-6 run of its own and tied it at 62-62 with 1:36 remaining, setting the stage for Webster's game-winning shot. Webster added a free throw with 0.7 seconds left to seal the win. The Badgers made only four of 13 free throws in the second period, including just two of 10 in the final 10 minutes. Wisconsin committed just seven turnovers and forced the Spartans into 17 miscues, including 11 in the second half. The Badgers had a 22-4 edge in points off turnovers. Michael Finley led the Badgers with 25 points and nine rebounds, while Shawn Respert paced MSU with 16 points.

MSU	FG	3PT	FT	RB	PTS	AS	ST	MIN
Stephens, f	3-7	0-0	1-1	6	7	2	0	36
Peplowski, c	4-5	0-0	6-7	10	14	1	0	28
Weshinsky, g	3-13	2-7	3-4	1	11	3	0	38
Snow, g	1-2	0-0	0-0	2	2	2	1	29
Respert, g	5-8	4-5	2-4	5	16	1	1	33
Miller	2-4	0-0	0-0	5	4	1	0	14
Beatha	1-1	0-0	0-0	1	2	1	0	5
Brooks	3-5	0-0	0-0	5	6	0	0	13
Zulauf	0-1	0-0	0-0	0	0	0	0	3
Nicodemus	0-0	0-0	0-0	0	0	0	0	1
team				1				
TOTALS	22-46	6-12	12-16	36	62	11	2	200
	.478	.500	.750					

WISCONSIN	FG	3PT	FT	RB	PTS	AS	ST	MIN
Kelley, f	3-7	0-0	0-1	3	6	1	0	22
Finley, f	8-16	1-6	8-10	9	25	2	1	40
Harrell, c	3-6	0-0	0-0	3	6	0	1	23
Webster, g	3-10	0-3	1-3	4	7	6	2	37
Kilbride, g	3-3	2-2	0-1	1	8	1	3	21
Johnsen	2-9	2-5	0-0	0	6	0	0	20
Johnson	0-1	0-0	0-0	0	0	0	1	13
Petersen	0-2	0-0	2-2	1	2	0	0	5
Ely	2-4	0-0	1-5	7	5	0	0	17
Carl	0-0	0-0	0-0	0	0	0	0	2
team				3				
TOTALS	24-58	5-16	12-22	31	65	10	8	200
	.414	.313	.545					

Michigan State	36	26	—	62
Wisconsin	31	34	—	65
Attendance:	11,243			

UW 74, Illinois 66

Feb. 28, 1993 — Madison, WI

Led by Michael Finley's 24 points, the Badgers overcame a nine-point second-half deficit and handed Illinois its third straight loss at the Field House. Wisconsin trailed by as many as 11 points in the first period and was down 39-33 at halftime. Trailing 45-36 with 16 minutes remaining, the Badgers went on a 12-2 run to take a 48-47 lead at the 11:26 mark. The game was tied 59-59 with just under six minutes left when Damon Harrell scored in the lane to give the Badgers the lead for good. Wisconsin made nine of 10 free throws in the final four minutes to seal the victory. The Badgers shot just .381 from the field but forced Illinois into 21 turnovers. Wisconsin held a 41-39 edge on the boards — its first rebounding

advantage in league play. Tracy Webster had 13 points, six rebounds, seven assists, six steals and one turnover in 36 minutes. Andy Kaufmann led Illinois with 23 points, while Robert Bennett added 10 points and 14 rebounds.

ILLINOIS	FG	3PT	FT	RB	PTS	AS	ST	MIN
Bennett, f	3-6	0-0	4-5	14	10	1	0	30
Kaufmann, f	8-20	1-5	6-8	4	23	0	0	28
Thomas, c	3-7	0-0	5-9	11	11	0	1	35
Clemons, g	3-7	0-1	4-7	4	10	4	3	32
Keene, g	2-6	2-4	0-0	2	6	0	2	21
Wheeler	0-3	0-1	2-2	3	2	4	0	23
Davidson	2-3	0-0	0-0	1	4	0	2	14
Taylor	0-0	0-0	0-0	0	0	0	0	13
Roth	0-0	0-0	0-0	0	0	0	0	1
Harris	0-0	0-0	0-0	0	0	0	0	1
Cross	0-0	0-0	0-0	0	0	0	0	1
Rice	0-0	0-0	0-0	0	0	0	0	1
team				0				
TOTALS	21-52	3-11	21-31	39	66	9	8	200
	.404	.273	.677					

WISCONSIN	FG	3PT	FT	RB	PTS	AS	ST	MIN
Kelley, f	3-7	0-0	1-1	8	7	1	1	22
Finley, f	9-24	3-8	3-6	7	24	3	1	37
Harrell, c	1-2	0-0	4-4	4	6	0	0	15
Webster, g	3-13	0-3	7-10	6	13	7	6	36
Kilbride, g	2-4	2-4	2-2	0	8	0	1	15
Johnsen	2-7	1-5	0-0	4	5	1	0	28
Ely	2-4	0-0	2-4	7	6	0	0	18
Petersen	2-2	0-0	1-1	0	5	0	0	6
Carl	0-0	0-0	0-0	2	0	1	0	3
Johnson	0-0	0-0	0-0	0	0	0	1	14
McGee	0-0	0-0	0-0	1	0	0	1	5
McDuffie	0-0	0-0	0-0	0	0	0	0	1
team				2				
TOTALS	24-63	6-20	20-28	41	74	13	11	200
	.381	.300	.714					

Illinois	39	27	—	66
Wisconsin	33	41	—	74
Attendance:	11,500	(sellout)		

Penn State 62, UW 58

March 3, 1993 — Madison, WI

DeRon Hayes scored six of his 13 points in the final five minutes, including a game-winning jumper with 35 seconds left, to lift Penn State to victory in its first visit to the Field House. Tracy Webster, who scored a game-high 14 points, missed a game-tying shot in the final seconds, and Penn State freshman Rahsaan Carlton sank a pair of free throws with 0.6 seconds remaining to ice the win. The Badgers were outshot .420-.387 from the field and outrebounded 41-29. Wisconsin outscored Penn State 56-46 from the field but was outscored 16-2 at the free throw line. Finley, who was suffering from strep throat and a viral infection, was held to 11 points, his lowest total in 12 games. John Amaechi had 10 points and a career-high 15 rebounds for the Nittany Lions, who snapped an 11-game losing streak.

PENN STATE	FG	3PT	FT	RB	PTS	AS	ST	MIN
Hayes, f	6-11	0-0	1-2	4	13	0	0	24
Carr, f	2-3	0-0	3-3	1	7	0	0	20
Amaechi, c	4-7	0-0	2-3	15	10	0	0	39
Jennings, g	3-7	1-2	2-3	9	9	8	0	29
Bartram, g	3-9	3-4	0-0	3	9	1	0	31
Wydman	0-0	0-0	4-4	0	4	2	0	11
Joseph	1-6	0-0	0-0	6	2	1	0	16
Carlton	2-7	0-2	4-4	1	8	0	0	25
Carter	0-0	0-0	0-0	0	0	1	0	5
team				2				
TOTALS	21-50	4-8	16-19	41	62	13	0	200
	.420	.500	.842					

WISCONSIN	FG	3PT	FT	RB	PTS	AS	ST	MIN
Kelley, f	0-3	0-0	2-2	7	2	1	0	25
Finley, f	5-16	1-5	0-0	3	11	2	0	25

Harrell, c	3-7	0-0	0-0	2	6	1	0	29
Webster, g	6-14	2-6	0-0	4	14	6	3	32
Kilbride, g	1-3	1-3	0-0	0	3	0	0	13
Johnsen	3-10	3-8	0-0	1	9	2	0	29
Petersen	2-3	0-0	0-0	0	4	0	0	8
Ely	1-3	0-0	0-0	4	2	0	0	14
Carl	3-3	1-1	0-0	1	7	1	1	8
McGee	0-0	0-0	0-0	3	0	2	0	7
Conger	0-0	0-0	0-0	0	0	0	0	5
Johnson	0-0	0-0	0-0	1	0	0	0	5
team				0				
TOTALS	24-62	8-23	2-2	26	58	15	4	200
	.387	.348	1.000					

Penn State	20	42	—	62
Wisconsin	28	30	—	58
Attendance:	11,200			

Northwestern 100, UW 89

March 6, 1993 — Evanston, IL

Cedric Neloms scored a Welsh-Ryan Arena record 36 points to lead Northwestern past the Badgers. He made 12 of 19 field goal tries and 12 of 17 free throws. The Wildcats went on a 13-0 run early in the game and led 21-7 with just over 13 minutes left in the half. Wisconsin scored the final 10 points of the half and trailed 49-43 at intermission. The Badgers cut the gap to 58-53 in the opening minutes of the second period, but that's as close as they would get. The Badgers trailed by as many as 15 points before a late rally narrowed the deficit to 95-89 with under a minute remaining. The Wildcats scored the final five points of the game to post their second straight win over the Badgers at Welsh-Ryan Arena. Northwestern made 38 of 48 free throws, including 25 of 31 in the second half, while the Badgers were 11 of 15 from the stripe. Michael Finley, still suffering from strep throat, led Wisconsin with 26 points, while Tracy Webster added 17 points, seven rebounds and eight assists.

WISCONSIN	FG	3PT	FT	RB	PTS	AS	ST	MIN
Kelley, f	0-0	0-0	0-0	3	0	1	1	12
Finley, f	8-22	5-11	5-6	4	26	2	0	33
Harrell, c	1-4	0-0	0-0	3	2	1	0	13
Webster, g	6-14	1-5	4-4	7	17	8	2	39
Kilbride, g	5-7	4-6	0-0	0	14	1	3	27
Johnsen	2-8	2-8	0-0	1	6	1	0	17
Carl	0-0	0-0	0-0	0	0	0	0	1
McDuffie	0-1	0-0	0-0	2	0	0	0	2
McGee	0-1	0-0	1-3	5	1	0	1	17
Ely	3-3	0-0	0-0	1	6	0	0	13
Petersen	7-8	0-0	1-2	1	15	0	1	20
Johnson	1-2	0-0	0-0	0	2	0	0	6
team				4				
TOTALS	33-70	12-30	11-15	31	89	14	8	200
	.471	.400	.733					

N'WESTERN	FG	3PT	FT	RB	PTS	AS	ST	MIN
Neloms, f	12-19	0-1	12-17	4	36	2	1	37
Howell, f	1-6	0-0	8-10	8	10	1	0	30
Rankin, c	5-13	0-1	8-10	10	18	1	0	37
Baldwin, g	5-8	0-0	7-8	3	17	9	5	36
Kirkpatrick, g	5-6	0-0	3-3	5	13	4	1	34
Purdy	0-1	0-1	0-0	0	0	0	0	4
Simpson	0-0	0-0	0-0	0	0	0	0	4
Lee	2-3	0-0	0-0	2	4	0	1	10
Williams	1-1	0-0	0-0	3	12	0	0	8
team				5				
TOTALS	31-57	0-3	38-48	40	100	17	8	200
	.544	.000	.792					

Wisconsin	43	46	—	89
Northwestern	49	51	—	100
Attendance:	8,117	(sellout)		

1992-93 GAME SUMMARIES

Iowa 91, UW 65

March 10, 1993 — Iowa City, IA

Acie Earl poured in a career-high 36 points and grabbed 10 rebounds in leading 17th-ranked Iowa to victory at Iowa City. Earl was 11 of 13 from the field and 14 of 17 from the free throw line. The Hawkeyes used a 10-0 run midway through the first half to pull away to a 48-34 halftime lead. The Badgers cut the gap to 58-50 with 13 minutes left, but Iowa put the game out of reach with a 22-8 run over the next seven minutes. Iowa shot .542 from the field and held the Badgers to a season-low .323 mark. The Hawkeyes also held a 48-33 rebounding advantage. Michael Finley led Wisconsin with 25 points, while Jason Johnsen contributed 12 points on four of six shooting from three-point range.

WISCONSIN	FG	3PT	FT	RB	PTS	AS	ST	MIN
Kelley, f	1-4	0-0	0-0	4	2	0	0	17
Finley, f	6-21	4-10	9-9	4	25	2	2	36
Harrell, c	1-2	0-0	1-2	1	3	2	0	16
Webster, g	2-8	0-1	2-2	1	6	7	6	34
Kilbride, g	2-6	2-4	0-0	5	6	2	0	20
Johnsen	4-9	4-6	0-0	2	12	1	0	22
Ely	3-8	0-0	1-1	5	6	2	1	21
Petersen	2-4	0-0	1-2	3	5	0	0	10
Carl	0-0	0-0	0-0	0	0	0	0	4
McGee	0-1	0-0	0-0	2	0	0	1	5
Johnson	0-0	0-0	0-0	1	0	0	0	8
Moore	0-1	0-0	0-0	1	0	0	0	3
McDuffie	0-1	0-0	0-0	0	0	0	0	2
Conger	0-0	0-0	0-0	2	0	0	0	2
team				2				
TOTALS	21-65	10-21	13-16	33	65	16	10	200
	.323	.476	.813					

IOWA	FG	3PT	FT	RB	PTS	AS	ST	MIN
Winters, f	3-7	0-0	1-2	3	7	3	0	10
Lookingbill, f	2-7	0-2	2-2	6	6	3	2	25
Earl, c	11-13	0-1	14-17	10	36	1	1	35
Smith, g	5-7	2-3	2-4	1	14	3	0	22
Barnes, g	2-7	0-2	0-2	5	4	3	2	28
Murray	3-6	0-0	2-4	7	8	1	3	26
Webb	0-0	0-0	1-2	2	1	0	0	7
Millard	4-7	1-1	1-2	6	10	1	3	14
Glasper	1-1	0-0	1-2	3	3	4	1	18
Bartels	1-4	0-2	0-0	3	3	4	1	13
Skillett	0-0	0-0	0-0	0	0	0	1	2
team				1				
TOTALS	32-59	3-11	24-37	48	91	19	14	200
	.542	.273	.649					

Wisconsin 34 31 — 65
Iowa 48 43 — 91
Attendance: 15,500 (sellout)

Indiana 87, UW 80

March 14, 1993 — Madison, WI

Greg Graham scored 27 points, including 22 in the first half, to lead No. 2-ranked Indiana to its 26th straight win over Wisconsin in a game televised nationally by CBS. It was the Badgers' first-ever appearance on the network. Wisconsin trailed 26-21 with eight minutes left in the first half, but Indiana exploded with a 29-10 run to go up 53-31 at intermission. The Badgers cut the gap to six points twice late in the game but could get no closer. Michael Finley and Tracy Webster scored 23 points apiece to pace the Badgers.

INDIANA	FG	3PT	FT	RB	PTS	AS	ST	MIN
Bailey, f	5-9	2-3	1-1	5	13	5	1	30
Cheaney, f	9-15	1-3	3-3	4	22	4	2	40
Nover, c	6-7	0-0	4-5	10	16	1	0	36
G. Graham, g	10-16	4-6	3-5	3	27	2	0	37
Reynolds, g	0-3	0-0	3-5	6	3	5	2	33

P. Graham	0-2	0-1	0-0	0	0	0	0	5
Evans	1-3	0-2	0-0	3	2	0	0	8
Leary	1-3	0-0	0-0	0	2	2	0	10
Knight	0-0	0-0	2-2	1	2	0	0	1
team				0				
TOTALS	32-58	7-15	16-21	32	87	19	5	200
	.552	.467	.762					

WISCONSIN	FG	3PT	FT	RB	PTS	AS	ST	MIN
Finley, f	9-21	1-6	4-4	4	23	3	0	38
Ely, f	4-6	0-0	1-1	5	9	0	1	22
Harrell, c	0-4	0-0	2-2	1	2	0	0	16
Webster, g	6-11	3-4	0-0	3	15	9	1	38
Kilbride, g	7-11	6-9	3-3	4	23	2	0	31
Kelley	0-1	0-0	0-0	5	0	2	0	14
Johnsen	0-2	0-2	0-0	1	0	0	0	9
Petersen	3-6	0-0	0-2	1	6	0	1	19
Carl	0-0	0-0	0-0	0	0	0	0	2
McDuffie	0-0	0-0	0-0	0	0	0	0	2
Johnson	1-1	0-0	0-0	0	2	0	0	9
team				6				
TOTALS	30-63	10-21	10-12	30	80	16	3	200
	.476	.476	.833					

Indiana 53 34 — 87
Wisconsin 31 49 — 80
Attendance: 11,500 (sellout)

Rice 77, UW 73


March 17, 1993 — Madison, WI
NATIONAL INVITATION TOURNAMENT

Former Northwestern guard David Holmes poured in a career-high 32 points to lead Rice to a first-round victory in the National Invitation Tournament. He connected on 10 of 11 field goals, including all four three-point attempts, and made all eight free throws. The Owls went on to an 11-1 run to go up 41-29 late in the first half and led 41-35 at the half. The Badgers pulled even at 66-66 with just under six minutes left and led 73-70 with two minutes remaining, but the Owls scored the final seven points to end the Badgers' season. Michael Finley, who led Wisconsin with 23 points, set the school single-season scoring record (620) and became the 22nd Badger to top the 1,000-point mark (1,001).


RICE	FG	3PT	FT	RB	PTS	AS	ST	MIN
Tynes, f	0-2	0-0	0-0	3	0	2	0	17
Peakes, f	4-10	2-6	6-8	6	16	0	2	37
Scott, c	1-4	0-0	1-2	10	3	1	1	29
Holmes, g	10-11	4-4	8-8	2	32	1	2	37
Moore, g	4-12	2-4	3-4	2	13	2	0	39
Andrews	5-7	0-0	0-0	4	10	1	0	22
Schoettelkotte	1-1	0-0	1-2	1	3	0	0	11
Rabbitt	0-0	0-0	0-0	0	0	0	0	3
Glaze	0-0	0-0	0-0	0	0	0	0	3
Bell	0-1	0-0	0-0	0	0	0	0	1
Campbell	0-0	0-0	0-1	0	0	0	0	1
team				4				
TOTALS	25-48	8-14	19-25	32	77	7	5	200
	.521	.571	.760					

WISCONSIN	FG	3PT	FT	RB	PTS	AS	ST	MIN
Kelley, f	4-8	0-0	1-2	8	9	1	2	26
Finley, f	9-16	2-5	3-4	4	23	6	0	37
Ely, c	4-8	0-0	0-0	3	8	0	0	20
Webster, g	3-5	2-3	1-3	5	9	4	0	33
Kilbride, g	1-5	1-4	0-0	0	3	2	1	21
Harrell	0-0	0-0	0-0	1	0	0	0	8
Johnsen	1-5	0-3	0-0	2	2	0	0	21
Johnson	1-1	0-0	0-0	4	2	0	0	15
Carl	1-3	1-2	2-4	0	5	0	0	7
Petersen	5-7	0-0	2-4	1	12	0	0	11
McDuffie	0-0	0-0	0-0	0	0	0	0	1
team				2				
TOTALS	29-58	6-17	9-17	30	73	13	3	200
	.500	.353	.529					

Rice 41 36 — 77
Wisconsin 35 38 — 73
Attendance: 9,532



Sophomore forward Otto McDuffie



Sophomore center Greg Timmerman

HISTORY



ALL-TIME SCORES

1898-99

(0-3)

Coach: Dr. J.C. Elsom

J 21 ... at UW-Milwaukee Alumni ... L	15-25
F 18 ... at Lawrence ... L	18-20
M 4 ... at UW-Milwaukee Alumni ... L	10-13

1899-1900

(1-1)

Coach: Dr. J.C. Elsom

F 17 ... at Minnesota ... L	15-17
F 23 ... at Wayland Academy ... W	25-15

1900-01

(1-1)

Coach: Dr. J.C. Elsom

J 18 ... at Wayland Academy ... W	35-22
F 23 ... at Minnesota ... L	15-42

1901-02

(7-3)

Coach: Dr. J.C. Elsom

D 13 ... at Lewis Institute ... W	32-21
D 14 ... at Armour Institute ... W	20-14
D 27 ... at UW-Milwaukee ... W	37-18
J 1 ... Yale %	20-35
J 4 ... at UW-Milw. Alumni ... W	48-12
J 11 ... at La Crosse YMCA ... W	59-16
J 25 ... at Lawrence ... W	51-20
F 15 ... at Sun Prairie ... W	18-9
F 22 ... at Minnesota ... L	10-30
M 7 ... at Ripon ... L	21-28
% — at Milwaukee	

1902-03

(5-2)

Coach: Dr. J.C. Elsom

N 28 ... at Sheboygan YMCA ... W	45-16
D 19 ... at Dubuque YMCA ... W	34-14
F 21 ... at Minnesota ... L	11-33
F 28 ... at Co. E Fond du Lac ... L	17-21
M 6 ... at Duluth YMCA ... W	42-16
M 7 ... at UW-Superior ... W	27-9
M 13 ... at Wausau YMCA ... W	37-33

1903-04

(11-4)

Coach: Dr. J.C. Elsom

N 27 ... at Sheboygan ... W	26-24
N 28 ... at Milwaukee AC ... L	18-30
D 19 ... at Chicago YMCA ... L	19-62
D 29 ... at Milwaukee West HS ... W	27-20
F 5 ... at Oshkosh YMCA ... W	39-28
F 6 ... at Co. E Fond du Lac ... W	25-21
F 20 ... Milwaukee AC ... W	35-13
F 27 ... at N'western College (WI) ... W	41-31
M 1 ... at Grinnell ... W	30-28
M 2 ... at Highland Park ... W	29-21
M 3 ... at Sioux City YMCA ... L	16-44
M 4 ... at Neb. Wesleyan ... W	47-32
M 5 ... at Nebraska ... L	22-25
M 11 ... Co. G Madison ... W	22-15
M 18 ... at Co. F Portage ... W	48-17

1904-05

(10-8)

Coach: Emmett Angell

D 2 ... at Co. G Sparta ... W	75-10
D 3 ... at UW-La Crosse ... W	54-16
D 27 ... at Sheboygan ... W	45-28
D 28 ... at Co. G Appleton ... W	26-12
D 29 ... at Co. F Oconto ... W	55-17
D 30 ... at Two Rivers AC ... L	30-31

J 7 ... Beloit ... W	80-10
J 12 ... at Ohio State ... L	22-25
J 13 ... at Rochester ... W	26-17
J 14 ... at Wash. Continentals ... L	22-26
J 16 ... at Co. E New York ... L	27-34
J 17 ... at Columbia ... L	15-21
J 18 ... at Institute AC ... L	20-34
J 19 ... at Sharon AC ... W	41-31
J 20 ... at Buckland Guards ... L	31-34
J 21 ... at Oberlin ... L	31-41
M 3 ... at Co. F Portage ... W	52-28
M 17 ... at Chicago ... W	29-24

1905-06

(12-2; Big Ten 6-2, 2nd)

Coach: Emmett Angell

D 14 ... at Manitowoc ... W	35-25
D 15 ... at Menasha ... W	30-22
D 16 ... at UW-Oshkosh ... W	30-21
J 13 ... Lawrence ... W	25-20
J 19 ... at Armour Institute ... W	37-15
J 20 ... at Purdue ... W	34-14
F 3 ... Purdue ... W	31-15
F 23 ... Minnesota ... W	31-24
M 2 ... at Chicago ... L	18-35
M 3 ... at Illinois ... W	36-32
M 9 ... Chicago ... W	22-19
M 10 ... Illinois #	1-0
M 16 ... Co. C Hudson ... W	31-20
M 17 ... at Minnesota ... L	10-16
# — forfeit	

1906-07

(11-3; Big Ten 6-2, 1st-tie)

BIG TEN CO-CHAMPIONS

Coach: Emmett Angell

D 8 ... Milton ... W	38-14
D 14 ... Ripon ... W	41-20
J 4 ... Columbia ... L	9-30
J 11 ... at UW-Stout ... W	29-19
J 12 ... at Minnesota ... L	11-18
J 18 ... at Beloit ... W	38-11
J 19 ... at Illinois ... W	22-16
J 25 ... at Purdue ... W	33-27
J 26 ... at Chicago ... L	14-24
F 1 ... Illinois ... W	47-13
F 21 ... Nebraska ... W	35-31
M 6 ... Chicago ... W	22-11
M 9 ... Minnesota ... W	31-20
M 15 ... Purdue ... W	37-10

1907-08

(10-2; Big Ten 7-1, 1st-tie)

BIG TEN CO-CHAMPIONS

Coach: Emmett Angell

D 14 ... Beloit ... W	38-13
D 20 ... Wisconsin Alumni ... W	42-22
J 17 ... at Purdue ... W	28-24
J 18 ... at Illinois ... W	28-20
J 23 ... Purdue ... W	34-13
J 25 ... Chicago ... W	37-17
J 31 ... Minnesota ... W	29-16
F 28 ... at Chicago ... L	19-24
M 3 ... Nebraska ... W	34-4
M 7 ... at Minnesota ... W	34-14
M 9 ... Illinois ... W	27-14
M 12 ... Chicago #	16-18
# — Big Ten title playoff game, Madison	

1908-09

(8-4; Big Ten 5-4, 3rd)

Coach: Haskell Noyes

D 19 ... Lawrence ... W	53-13
J 8 ... Ripon ... W	36-10
J 13 ... Beloit ... W	52-4
J 15 ... at Purdue ... L	20-23
J 16 ... at Illinois ... L	19-28
J 23 ... Illinois ... W	20-10
J 30 ... at Minnesota ... W	14-13
F 6 ... Chicago ... L	15-18
F 27 ... Purdue ... W	29-6
M 1 ... Iowa ... W	30-9
M 6 ... at Chicago ... L	4-18
M 9 ... Minnesota ... W	37-14

1909-10

(9-5; Big Ten 7-5, 3rd)

Coach: Haskell Noyes

D 15 ... Beloit ... W	24-9
D 17 ... Ripon ... W	32-5
J 8 ... Northwestern ... W	55-9
J 25 ... Illinois ... W	28-16
J 21 ... at Illinois ... L	14-34
J 22 ... at Purdue ... L	17-29
J 28 ... at Chicago ... L	14-16
J 29 ... at Indiana ... L	11-13
F 5 ... Minnesota ... W	24-14
F 25 ... at Minnesota ... L	9-16
F 26 ... at Northwestern ... W	39-11
M 5 ... Chicago ... W	11-10
M 7 ... Indiana ... W	33-8
M 12 ... Purdue ... W	38-14

1910-11

(9-6; Big Ten 6-6, 5th)

Coach: Haskell Noyes

D 10 ... Beloit ... W	32-9
D 17 ... Ripon ... W	43-8
J 7 ... Lawrence ... W	39-9
J 13 ... at Purdue ... L	16-34
J 14 ... at Northwestern ... W	29-9
J 21 ... Illinois ... W	20-17
J 28 ... Chicago ... W	46-22
F 3 ... Indiana ... W	51-9
F 4 ... at Minnesota ... L	16-17
F 24 ... Purdue ... W	45-17
M 1 ... Minnesota ... L	13-21
M 4 ... at Chicago ... L	22-24
M 8 ... Northwestern ... W	23-11
M 10 ... at Indiana ... L	18-21
M 11 ... at Illinois ... L	18-21

1911-12

(15-0; Big Ten 12-0, 1st)

BIG TEN CHAMPIONS

HELMS ATHLETIC FOUNDATION

NATIONAL CHAMPIONS

Coach: Walter Meanwell

D 9 ... Beloit ... W	31-18
D 16 ... Ripon ... W	54-13
D 20 ... at Beloit ... W	20-12
J 5 ... at Iowa ... W	38-12
J 6 ... at Northwestern ... W	32-19
J 13 ... Illinois ... W	27-10
J 20 ... Minnesota ... W	22-12
J 27 ... at Chicago ... W	18-15
F 12 ... Iowa ... W	30-5
F 17 ... Indiana ... W	51-10
F 24 ... Northwestern ... W	46-11
M 2 ... Chicago ... W	34-24

M 9 ... at Minnesota (OT)	W	29-26
M 15 ... at Illinois	W	23-15
M 16 ... at Indiana	W	32-21

1912-13

(14-1; Big Ten 11-1, 1st)
BIG TEN CHAMPIONS
Coach: Walter Meanwell

D 7 ... Ripon	W	40-13
D 12 ... Beloit	W	33-10
D 18 ... Lake Forest	W	44-15
J 11 ... at Illinois	W	16-15
J 13 ... at Purdue	W	25-15
J 18 ... at Minnesota	W	19-11
J 21 ... Ohio State	W	22-11
J 25 ... Chicago	W	31-18
F 13 ... at Indiana	W	30-19
F 15 ... at Ohio State	W	27-22
F 21 ... Illinois	W	18-13
F 25 ... Minnesota	W	29-11
F 27 ... Indiana	W	48-10
M 1 ... Purdue	W	22-19
M 7 ... at Chicago	L	10-23

1913-14

(15-0; Big Ten 12-0, 1st)
BIG TEN CHAMPIONS
HELMS ATHLETIC FOUNDATION
NATIONAL CHAMPIONS
Coach: Walter Meanwell

D 13 ... Knox	W	48-15
D 18 ... Beloit	W	45-15
J 6 ... Parsons	W	50-0
J 10 ... at Illinois	W	26-25
J 12 ... at Indiana	W	57-15
J 17 ... Minnesota	W	28-7
J 24 ... at Chicago	W	16-14
F 10 ... Northwestern	W	38-9
F 13 ... Purdue (OT)	W	25-20
F 17 ... at Northwestern	W	33-26
F 20 ... Illinois	W	29-16
F 24 ... Indiana	W	46-24
F 28 ... at Minnesota	W	27-9
M 6 ... Chicago	W	25-18
M 10 ... at Purdue	W	27-13

1914-15

(13-4; Big Ten 8-4, 3rd)
Coach: Walter Meanwell

D 11 ... Beloit	W	28-16
D 14 ... Arkansas State	W	45-7
D 18 ... Lawrence	W	29-21
J 2 ... UW-Milwaukee	W	21-10
J 5 ... Grinnell	W	41-19
J 9 ... at Indiana	W	39-18
J 11 ... at Purdue (OT)	W	28-24
J 16 ... at Minnesota	W	23-20
J 18 ... Indiana	W	47-15
J 23 ... Chicago	L	19-24
F 8 ... at Illinois	L	19-39
F 13 ... Illinois	L	17-19
F 16 ... at Ohio State	W	26-17
F 19 ... Purdue	W	26-21
F 27 ... Minnesota	W	31-7
M 6 ... Ohio State	W	23-12
M 12 ... at Chicago	L	18-30

1915-16

(20-1; Big Ten 11-1, 1st)
BIG TEN CHAMPIONS
HELMS ATHLETIC FOUNDATION
NATIONAL CHAMPIONS
Coach: Walter Meanwell

D 10 ... Beloit	W	38-11
D 15 ... Lawrence	W	46-16
D 30 ... at Ripon	W	27-15
D 30 ... at Ripon Reserves	W	41-7
D 31 ... at UW-Milwaukee	W	51-12
J 1 ... at UW-Milw. Alumni	W	24-18
J 1 ... at UW-Milwaukee	W	39-8
J 3 ... Wabash	W	24-14
J 8 ... at Purdue	W	33-17
J 10 ... at Iowa (OT)	W	36-31
J 15 ... Minnesota	W	31-11
J 18 ... Northwestern	W	22-18
J 22 ... at Illinois	L	20-27
J 29 ... at Chicago	W	29-18
F 14 ... Neb. Wesleyan	W	25-20
F 19 ... Illinois	W	34-14
F 25 ... Purdue	W	35-22
F 28 ... Iowa	W	39-17
M 4 ... at Minnesota	W	32-14
M 8 ... Chicago	W	24-12
M 11 ... at Northwestern	W	24-21

1916-17

(15-3; Big Ten 9-3, 4th)
Coach: Walter Meanwell

D 9 ... Beloit	W	58-11
D 13 ... Ripon	W	30-17
D 16 ... North Central (IL)	W	50-21
D 20 ... Lawrence	W	41-14
D 21 ... at UW-Milw. M Club	W	35-23
J 3 ... at Ripon	W	24-20
J 6 ... at Ohio State	W	30-22
J 8 ... at Northwestern (OT)	W	29-21
J 13 ... at Minnesota	L	25-33
J 20 ... Illinois	W	25-14
J 26 ... Chicago	L	13-21
F 12 ... Northwestern	W	23-21
F 17 ... Ohio State	W	40-15
F 24 ... at Illinois	L	17-20
M 3 ... at Chicago	W	25-16
M 6 ... Indiana	W	29-14
M 10 ... Minnesota	W	16-13
M 15 ... at Indiana	W	18-16

1917-18

(14-3; Big Ten 9-3, 1st)
BIG TEN CHAMPIONS
Coach: Guy Lowman

D 8 ... Beloit	W	26-21
D 13 ... Ripon	W	33-13
D 15 ... North Central (IL)	W	18-13
D 19 ... Marquette	W	15-14
J 2 ... at Ripon	W	35-16
J 5 ... at Northwestern	L	17-33
J 8 ... at Iowa	W	36-22
J 19 ... at Illinois	W	22-21
J 21 ... Iowa	W	34-19
J 26 ... Purdue	W	21-16
F 16 ... at Chicago	L	21-23
F 23 ... Illinois	W	23-15
M 2 ... at Minnesota	W	18-17
M 7 ... Northwestern	W	26-18
M 9 ... Chicago	W	16-13
M 13 ... at Purdue	W	24-18
M 16 ... Minnesota	L	11-19

1918-19

(5-11; Big Ten 3-9, 10th)
Coach: Guy Lowman

D 27 ... at Camp Grant (OT)	W	16-15
D 28 ... at Great Lakes	L	14-43
D 30 ... at UW-Milwaukee	W	39-18
J 4 ... Great Lakes	L	12-14
J 11 ... Northwestern	L	15-20
J 18 ... at Minnesota	L	11-38
J 25 ... Illinois	L	15-25
F 1 ... Chicago	L	19-24
F 10 ... Iowa	W	29-18
F 15 ... at Illinois	L	14-16
F 22 ... at Northwestern	L	23-32
F 24 ... at Indiana	W	29-16
M 1 ... Minnesota	L	12-23
M 8 ... at Chicago	W	25-15
M 10 ... at Iowa	L	27-29
M 15 ... Indiana	L	12-22

1919-20

(15-5; Big Ten 7-5, 5th)
Coach: Guy Lowman

D 5 ... UW-River Falls	W	36-17
D 13 ... Ripon (OT)	W	19-16
D 16 ... Beloit	W	33-11
D 19 ... at Ripon	W	20-13
D 20 ... at UW-Oshkosh	W	17-7
J 1 ... at UW-Milwaukee	W	36-10
J 3 ... at Great Lakes	W	27-19
J 5 ... at Iowa	W	35-18
J 10 ... Great Lakes	W	33-15
J 17 ... at Chicago	L	19-37
J 19 ... Iowa	L	20-21
J 24 ... at Illinois	L	20-43
J 31 ... Minnesota	W	28-12
F 14 ... Michigan	W	40-13
F 21 ... Illinois	W	33-29
F 24 ... Ohio State	W	31-27
F 28 ... at Minnesota	L	26-32
M 6 ... at Michigan	L	20-23
M 8 ... at Ohio State	W	34-22
M 12 ... Chicago	W	26-17

1920-21

(13-4; Big Ten 8-4, 1st-tie)
BIG TEN CO-CHAMPIONS
Coach: Walter Meanwell

D 10 ... Knox	W	29-16
D 12 ... UW-River Falls	W	28-8
D 17 ... at UW-La Crosse	W	24-12
D 18 ... at Marquette	W	23-18
D 29 ... South Dakota State	W	24-11
J 3 ... at Northwestern	L	12-13
J 8 ... at Michigan	W	27-24
J 15 ... at Chicago	L	27-39
J 22 ... Illinois	W	23-18
J 24 ... Michigan	W	25-17
J 29 ... at Minnesota	L	21-22
F 12 ... Northwestern	W	22-10
F 19 ... at Illinois	L	9-17
F 21 ... at Ohio State	W	40-21
F 26 ... Chicago	W	25-19
M 5 ... Minnesota	W	18-12
M 8 ... Ohio State	W	34-24

ALL-TIME SCORES

1921-22

(14-5; Big Ten 8-4, 2nd-tie)
Coach: Walter Meanwell

D 10 ... Michigan State	W	27-13
D 16 ... Butler	L	20-26
D 17 ... Ripon	W	27-17
D 20 ... Knox	W	15-9
D 22 ... at UW-Milw. M Club	W	23-19
D 23 ... at UW-La Crosse	W	24-21
J 3 ... Nebraska	W	27-14
J 7 ... at Iowa	W	18-15
J 9 ... at Northwestern	W	21-9
J 14 ... Michigan (OT)	W	18-16
J 21 ... Minnesota	L	15-17
F 10 ... Illinois	W	25-23
F 13 ... Iowa	L	18-24
F 18 ... at Michigan	L	17-18
F 22 ... Northwestern	W	23-11
F 27 ... at Illinois	L	35-37
M 4 ... at Minnesota	W	34-20
M 8 ... Chicago	W	24-17
M 11 ... at Chicago	W	31-24

1922-23

(12-3; Big Ten 11-1, 1st-tie)
BIG TEN CO-CHAMPIONS
Coach: Walter Meanwell

D 15 ... Butler	L	13-20
D 19 ... Lombard	W	37-9
J 3 ... Marquette	L	8-9
J 6 ... at Northwestern	W	21-10
J 8 ... at Indiana	W	17-10
J 13 ... Chicago	W	24-11
J 20 ... at Minnesota	W	24-12
F 6 ... at Purdue	L	13-17
F 14 ... at Michigan	W	18-15
F 19 ... Michigan	W	16-11
F 24 ... Purdue	W	20-19
M 3 ... Minnesota	W	36-10
M 5 ... Northwestern	W	29-17
M 10 ... at Chicago	W	33-11
M 12 ... Indiana	W	35-17

1923-24

(11-5-1; Big Ten 8-4, 1st-tie)
BIG TEN CO-CHAMPIONS
Coach: Walter Meanwell

D 8 ... Milliken	W	53-13
D 14 ... DePauw (3OT)	T	25-25
D 19 ... at Marquette	W	27-7
J 2 ... Franklin College	L	18-21
J 5 ... at Indiana	W	23-21
J 12 ... at Northwestern	W	25-10
J 14 ... Indiana	W	28-27
J 26 ... at Chicago	L	18-35
F 12 ... Butler	W	25-23
F 16 ... Illinois	W	13-12
F 23 ... at Ohio State	L	13-27
F 25 ... at Illinois	L	20-31
M 1 ... Northwestern	W	23-14
M 3 ... Ohio State	W	30-20
M 8 ... at Iowa	L	19-22
M 11 ... Iowa	W	36-26
M 15 ... Chicago	W	30-14

1924-25

(6-11; Big Ten 3-9, 9th)
Coach: Walter Meanwell

D 12 ... Wabash	W	21-20
D 19 ... Butler	L	16-22
D 22 ... Grinnell	W	29-15
J 6 ... DePauw	W	27-22
J 10 ... at Minnesota	L	14-16
J 13 ... Ohio State	L	20-27
J 19 ... at Michigan	L	12-14
J 24 ... Minnesota	L	14-25
F 11 ... Franklin College	L	11-26
F 16 ... Iowa	W	16-15
F 21 ... at Illinois	L	25-35
F 23 ... Purdue	L	22-30
F 28 ... Michigan	L	16-27
M 3 ... at Iowa	W	25-23
M 9 ... Illinois	W	24-9
M 12 ... at Purdue	L	26-32
M 14 ... at Ohio State	L	23-37

1925-26

(8-9; Big Ten 4-8, 8th-tie)
Coach: Walter Meanwell

D 7 ... North Dakota State	L	11-16
D 12 ... South Dakota State	W	48-9
D 18 ... at Marquette	W	42-26
J 2 ... DePauw	W	32-31
J 5 ... Minnesota	W	36-24
J 11 ... Indiana	W	33-31
J 16 ... Chicago	L	15-17
J 23 ... Northwestern	W	35-27
F 5 ... Butler	W	31-24
F 13 ... at Chicago	W	26-23
F 16 ... at Northwestern	L	26-36
F 20 ... Purdue	L	21-29
F 22 ... at Michigan	L	13-22
F 26 ... at Purdue	L	31-32
M 1 ... Michigan (OT)	L	23-24
M 5 ... at Minnesota	L	19-31
M 9 ... at Indiana	L	20-35

1926-27

(10-7; Big Ten 7-5, 4th-tie)
Coach: Walter Meanwell

D 17 ... Franklin College	L	24-27
D 22 ... at Marquette	W	29-26
D 30 ... DePauw	W	24-20
J 3 ... Syracuse #	W	31-24
J 8 ... Indiana	L	23-28
J 10 ... Ohio State	W	25-16
J 15 ... at Northwestern	W	28-18
J 17 ... at Chicago (OT)	W	33-30
J 22 ... Northwestern	W	25-24
F 8 ... Notre Dame	L	14-19
F 12 ... Chicago	W	31-20
F 19 ... at Ohio State	L	16-20
F 22 ... Iowa	W	24-21
F 26 ... at Indiana	L	23-31
F 28 ... at Illinois	L	28-32
M 5 ... Illinois	W	39-13
M 11 ... at Iowa	L	17-26
# — at Cleveland		

1927-28

(13-4; Big Ten 9-3, 3rd-tie)
Coach: Walter Meanwell

D 10 ... Coe	W	18-6
D 16 ... Butler	W	25-18
D 19 ... DePauw	W	32-17
J 2 ... Oregon State	W	36-21
J 7 ... at Ohio State	W	30-13
J 9 ... Michigan	W	26-22
J 14 ... at Minnesota	W	35-26
J 16 ... Illinois	L	33-34
F 7 ... Notre Dame	L	14-21
F 11 ... Minnesota	W	38-18
F 18 ... Ohio State	W	21-18
F 20 ... at Iowa	W	31-21
F 23 ... Purdue	W	28-22
F 25 ... at Purdue	L	15-31
M 3 ... Iowa	W	20-17
M 5 ... at Michigan	L	19-42
M 9 ... at Illinois	W	32-22

1928-29

(15-2; Big Ten 10-2, 1st-tie)
BIG TEN CO-CHAMPIONS
Coach: Walter Meanwell

D 10 ... Franklin College	W	37-19
D 15 ... Pittsburgh #	W	34-24
D 29 ... Lombard #	W	29-12
J 1 ... Carleton	W	32-24
J 5 ... at Minnesota	W	29-21
J 7 ... Michigan	L	23-31
J 12 ... at Chicago	W	33-21
J 14 ... Indiana	W	24-20
J 19 ... Minnesota	W	39-17
J 21 ... at Purdue	W	31-26
F 12 ... Bradley	W	48-22
F 16 ... at Indiana	W	27-25
F 18 ... Northwestern	W	37-23
F 23 ... at Northwestern	W	31-25
F 25 ... Purdue	W	27-24
M 4 ... at Michigan	L	22-37
M 9 ... Chicago	W	19-15
# — at Milwaukee		

1929-30

(15-2; Big Ten 8-2, 2nd)
Coach: Walter Meanwell

D 14 ... Monmouth	W	28-10
D 19 ... Carleton	W	27-18
D 28 ... Lombard	W	22-11
D 31 ... Iowa State	W	34-17
J 4 ... at Northwestern	L	14-23
J 11 ... at Ohio State	W	32-25
J 18 ... Illinois	W	14-9
J 20 ... Chicago	W	33-23
J 23 ... at Indiana (OT)	W	23-21
F 8 ... Carroll	W	22-13
F 11 ... Marquette	W	29-15
F 13 ... at Marquette	W	29-22
F 15 ... Northwestern	W	29-22
F 22 ... at Chicago	L	21-23
F 24 ... Illinois	W	23-17
M 3 ... Ohio State	W	32-23
M 8 ... Indiana	W	34-23

1930-31**(8-9; Big Ten 4-8, 7th-tie)****Coach: Walter Meanwell**

D 13 ... Carroll	W	17-14
D 18 ... Pennsylvania	W	25-12
D 22 ... Missouri	W	37-9
D 30 ... at Marquette	L	14-16
J 5 ... at Illinois	W	12-9
J 10 ... at Ohio State	L	19-29
J 12 ... at Michigan	L	17-23
J 17 ... Iowa	W	24-13
J 19 ... at Minnesota	L	26-28
J 24 ... Illinois	W	30-20
F 9 ... Washington U.	W	39-9
F 14 ... Minnesota	L	15-42
F 16 ... at Iowa	L	17-19
F 21 ... at Purdue	L	27-46
F 23 ... Ohio State	W	28-24
F 28 ... Michigan	L	15-26
M 2 ... Purdue	L	17-24

1931-32**(8-10; Big Ten 3-9; 8th-tie)****Coach: Walter Meanwell**

D 11 ... Brigham Young	W	30-16
D 15 ... Pittsburgh	W	30-29
D 21 ... at Marquette	L	23-26
D 30 ... Maryland (OT)	W	32-30
J 4 ... at Northwestern (OT)	L	30-31
J 9 ... Michigan	L	18-24
J 11 ... at Purdue	L	22-38
J 16 ... at Chicago	W	24-18
J 18 ... Northwestern	L	24-28
F 8 ... Marquette	W	18-16
F 10 ... Butler	W	28-17
F 15 ... at Indiana	L	21-33
F 20 ... at Minnesota	L	17-43
F 22 ... Chicago	W	34-23
F 27 ... Purdue	L	21-28
F 29 ... at Michigan	L	13-33
M 5 ... Indiana	W	35-26
M 7 ... Minnesota	L	21-23

1932-33**(7-13; Big Ten 4-8, 8th)****Coach: Walter Meanwell**

D 10 ... Carleton	L	29-34
D 17 ... Marquette	L	16-18
D 22 ... at Maryland	W	22-13
D 30 ... Michigan State	W	26-16
J 3 ... at Marquette	L	16-22
J 7 ... Chicago	W	26-17
J 9 ... Iowa	W	21-19
J 14 ... at Indiana (OT)	W	38-37
J 16 ... at Northwestern	L	22-40
F 3 ... Loyola (IL)	W	28-26
F 6 ... Ohio State	L	30-31
F 11 ... at Illinois	L	25-38
F 13 ... at Iowa	L	25-31
F 18 ... Indiana (OT)	L	28-29
F 20 ... Illinois	L	15-29
F 25 ... Northwestern	L	28-30
F 27 ... at UW-Stevens Point	L	24-28
M 4 ... at Ohio State	L	20-37
M 6 ... at Chicago	W	28-16
M 7 ... at Loyola (IL)	L	24-39

1933-34**(14-6; Big Ten 8-4, 2nd-tie)****Coach: Walter Meanwell**

D 4 ... Ripon	W	47-18
D 8 ... Carleton	W	38-18
D 11 ... Carroll	W	44-17
D 16 ... Marquette	W	32-30
D 20 ... at UW-Stevens Point	W	35-10
D 30 ... Butler	W	37-27
J 2 ... at Marquette	L	26-28
J 6 ... at Illinois	L	17-20
J 8 ... at Iowa	L	26-32
J 13 ... Michigan	W	34-23
J 15 ... Purdue	L	26-27
F 5 ... Michigan State	L	22-23
F 10 ... at Minnesota	W	31-30
F 12 ... Ohio State	W	42-23
F 17 ... Illinois	W	28-22
F 19 ... at Michigan	W	32-26
F 24 ... at Ohio State	W	44-38
F 26 ... at Purdue	L	25-37
M 3 ... Iowa	W	35-32
M 5 ... Minnesota	W	34-23

1934-35**(15-5; Big Ten 9-3, 1st-tie)****BIG TEN CO-CHAMPIONS****Coach: Harold Foster**

N 30 ... Franklin College	W	34-11
D 7 ... Carleton	W	27-26
D 10 ... Wabash	W	33-20
D 15 ... Marquette	W	29-20
D 22 ... at Marquette	L	25-33
D 29 ... Pittsburgh	L	27-31
D 31 ... Michigan State (OT)	W	23-21
J 5 ... Purdue	L	18-19
J 7 ... Northwestern	W	16-9
J 12 ... at Indiana	W	30-23
J 14 ... Michigan	W	34-20
J 19 ... at Northwestern	L	31-36
J 21 ... Minnesota	W	38-31
F 9 ... DePaul	W	28-27
F 11 ... Chicago	W	26-24
F 16 ... Indiana (OT)	W	37-27
F 18 ... at Minnesota	W	28-27
F 23 ... at Michigan	W	33-19
M 2 ... at Chicago	W	48-25
M 4 ... at Purdue	L	24-43

1935-36**(11-9; Big Ten 4-8, 8th)****Coach: Harold Foster**

D 2 ... DePaul	W	18-16
D 6 ... Michigan State	W	26-21
D 9 ... Hamline	W	29-20
D 14 ... Marquette	W	35-22
D 21 ... at Marquette	W	46-21
D 23 ... at DePaul	L	22-27
J 1 ... Washburn	W	36-27
J 4 ... at Ohio State	L	23-44
J 6 ... at Chicago (OT)	W	38-36
J 11 ... Illinois	L	27-29
J 13 ... Iowa	W	27-21
J 20 ... Indiana	L	24-26
F 8 ... Butler	W	28-24
F 10 ... Ohio State	W	34-25
F 15 ... at Illinois	L	20-36
F 17 ... at Iowa	L	25-32
F 22 ... at Indiana	L	21-54
F 24 ... Northwestern	L	28-33
F 29 ... Chicago	W	40-32
M 2 ... at Northwestern	L	26-49

1936-37**(8-12; Big Ten 3-9, 8th-tie)****Coach: Harold Foster**

D 4 ... Ball State	W	38-33
D 7 ... North Dakota	W	42-25
D 12 ... Marquette	W	29-21
D 19 ... at Marquette	W	35-29
D 21 ... at Pittsburgh	L	30-41
D 23 ... at Butler	L	23-43
D 30 ... DePaul	L	17-33
J 4 ... at Purdue	L	30-43
J 9 ... Illinois	L	28-31
J 11 ... at Ohio State	L	22-28
J 16 ... Michigan	L	31-43
J 18 ... Iowa	W	29-23
F 6 ... Michigan State	W	22-17
F 8 ... Ohio State (OT)	W	35-33
F 13 ... Minnesota	L	32-37
F 20 ... at Iowa	L	35-43
F 22 ... at Illinois	L	31-48
F 27 ... at Minnesota	L	17-30
M 1 ... Purdue	W	46-43
M 6 ... at Michigan	L	27-41

1937-38**(10-10; Big Ten 5-7, 7th)****Coach: Harold Foster**

D 4 ... Marquette	L	21-32
D 6 ... North Dakota	W	41-22
D 11 ... Pittsburgh	W	44-36
D 13 ... at Notre Dame	L	31-33
D 18 ... at Marquette	L	32-38
D 31 ... Missouri	W	40-29
J 3 ... at Northwestern	L	38-47
J 8 ... Minnesota	W	35-28
J 10 ... Chicago	W	50-27
J 15 ... at Purdue	L	34-40
J 17 ... Michigan	W	39-30
F 5 ... Michigan State	W	30-27
F 7 ... at Indiana	L	44-47
F 12 ... Northwestern	L	23-27
F 14 ... at Chicago	W	46-32
F 19 ... Purdue	L	39-46
F 21 ... at Michigan	L	29-58
F 23 ... at Pennsylvania	W	52-44
F 28 ... Indiana	W	34-32
M 5 ... at Minnesota	L	28-35

1938-39**(10-10; Big Ten 4-8, 7th-tie)****Coach: Harold Foster**

D 2 ... Beloit	W	41-26
D 5 ... Marquette	W	27-26
D 10 ... Notre Dame	W	45-39
D 17 ... at Marquette	L	27-46
D 19 ... at Butler	L	21-24
D 20 ... at Xavier (OH)	W	27-26
J 2 ... Detroit	W	34-27
J 7 ... Iowa	W	28-24
J 9 ... Chicago	L	18-28
J 14 ... at Indiana	L	19-43
J 16 ... at Michigan	W	42-39
J 21 ... Illinois	L	34-37
F 4 ... Michigan State	W	39-37
F 6 ... at Purdue	L	31-39
F 13 ... at Northwestern	L	27-37
F 18 ... Purdue (OT)	W	32-30
F 20 ... at Minnesota	L	32-34
F 25 ... Ohio State	L	38-46
F 27 ... Minnesota	W	35-25
M 4 ... at Chicago	L	33-39

ALL-TIME SCORES

1939-40

(5-15; Big Ten 3-9, 9th)
Coach: Harold Foster

D 4 ... Carleton	W	37-19
D 9 ... Marquette	W	46-39
D 12 ... at Notre Dame	L	33-51
D 16 ... at Marquette	L	28-41
D 30 ... Nebraska #	L	43-53
J 2 ... Stanford	L	26-39
J 6 ... at Chicago	W	20-18
J 8 ... Michigan	L	39-44
J 13 ... at Purdue	L	36-49
J 15 ... Indiana	L	34-40
F 3 ... at Michigan State	L	41-48
F 5 ... Butler	L	46-50
F 10 ... at Iowa	L	35-37
F 12 ... Minnesota	W	36-34
F 17 ... at Ohio State	L	35-41
F 19 ... at Illinois	L	35-37
F 24 ... Purdue (OT)	L	45-48
F 26 ... at Minnesota	L	39-44
M 2 ... Northwestern	L	44-47
M 4 ... Chicago	W	46-31
# — at Milwaukee		

1940-41

(20-3; Big Ten 11-1, 1st)
NCAA CHAMPIONS
BIG TEN CHAMPIONS
Coach: Harold Foster

D 2 ... Ripon #	W	39-20
D 7 ... Marquette	W	38-32
D 14 ... Notre Dame	W	44-43
D 18 ... Pittsburgh	L	34-36
D 21 ... at Marquette	L	30-40
D 31 ... Princeton \$	W	52-40
J 4 ... at Nebraska	W	46-31
J 6 ... at Minnesota	L	27-44
J 11 ... Iowa	W	49-35
J 13 ... Purdue (OT)	W	48-42
J 18 ... at Michigan	W	40-30
J 20 ... at Chicago	W	44-37
J 25 ... Ohio State	W	46-31
F 8 ... Butler	W	59-55
F 10 ... at N'western (OT)	W	48-46
F 15 ... Illinois	W	46-30
F 17 ... at Purdue	W	43-42
F 22 ... Chicago	W	65-25
F 24 ... at Indiana	W	38-30
M 1 ... Minnesota	W	42-32
M 21 ... Dartmouth %	W	51-50
M 22 ... Pittsburgh %	W	36-30
M 29 ... Washington State *	W	39-34
# — at Wisconsin Rapids		
\$ — at Milwaukee		
% — NCAA Regionals, Madison		
* — NCAA Finals, Kansas City, MO		

1941-42

(14-7; Big Ten 10-5, 2nd-tie)
Coach: Harold Foster

D 1 ... Carroll	W	56-35
D 6 ... Marquette	W	35-34
D 13 ... Notre Dame	W	43-35
D 20 ... at Marquette	W	36-25
D 31 ... Dartmouth #	L	49-57
J 3 ... Illinois	L	40-55
J 5 ... at Indiana	L	34-38
J 10 ... at Iowa	L	45-49
J 12 ... Chicago	W	56-24

J 17 ... at Northwestern \$	W	49-46
J 19 ... Michigan	W	58-36
J 24 ... Indiana	W	42-36
F 7 ... Great Lakes	L	42-47
F 9 ... at Chicago	W	54-20
F 14 ... Ohio State	W	49-39
F 16 ... at Purdue	L	34-40
F 21 ... Northwestern	W	59-47
F 23 ... at Illinois	L	43-45
F 28 ... at Ohio State	W	44-39
M 2 ... at Minnesota	W	49-47
M 7 ... Iowa	W	62-45
# — at Milwaukee		
\$ — at Chicago Stadium		

1942-43

(12-9; Big Ten 6-6, 4th-tie)
Coach: Harold Foster

D 5 ... Marquette	W	45-36
D 12 ... Camp Grant	W	38-36
D 14 ... at Notre Dame (OT)	L	59-61
D 19 ... at Marquette	W	50-38
D 21 ... Oklahoma	W	48-37
D 31 ... Harvard #	W	58-41
J 4 ... Hamline	W	41-37
J 9 ... at Northwestern \$	W	67-65
J 11 ... Illinois	L	40-52
J 15 ... at Michigan	L	34-38
J 16 ... at Michigan	W	55-34
J 26 ... at Great Lakes	L	43-61
J 30 ... Minnesota	W	54-33
F 6 ... Great Lakes	L	48-55
F 8 ... Chicago	W	74-30
F 13 ... Indiana	L	44-51
F 15 ... Indiana	W	57-53
F 20 ... at Illinois	L	26-50
F 22 ... Northwestern	L	54-56
F 27 ... at Purdue	W	53-45
M 1 ... at Minnesota	L	34-48
# — at Milwaukee		
\$ — at Chicago Stadium		

1943-44

(12-9; Big Ten 9-3, 2nd-tie)
Coach: Harold Foster

N 29 ... DePaul Pre-Flight	W	28-25
D 4 ... Marquette	L	43-51
D 11 ... at Notre Dame	L	31-41
D 13 ... Camp Grant	L	40-51
D 18 ... at Marquette	W	40-37
D 31 ... Notre Dame #	W	47-45
J 3 ... Illinois (OT)	L	43-45
J 7 ... at Illinois	W	43-38
J 8 ... at Northwestern \$	L	38-60
J 14 ... Michigan	W	50-41
J 15 ... Michigan	W	42-31
J 29 ... at Minnesota	W	49-30
F 4 ... Northwestern (2OT)	W	50-47
F 7 ... Great Lakes	L	40-63
F 11 ... at Indiana	W	62-43
F 12 ... at Indiana	W	52-31
F 19 ... Purdue (OT)	L	50-52
F 25 ... Minnesota	W	50-33
M 3 ... at DePaul \$	L	35-48
M 4 ... at Chicago	W	74-46
M 5 ... at Great Lakes	L	47-63
# — at Milwaukee		
\$ — at Chicago Stadium		

1944-45

(10-11; Big Ten 4-8, 6th-tie)
Coach: Harold Foster

D 2 ... Lawrence	W	48-22
D 9 ... Marquette	W	45-40
D 16 ... Notre Dame	L	46-57
D 20 ... Iowa Pre-Flight	W	51-43
D 23 ... at Marquette	W	46-39
D 30 ... Missouri #	W	52-37
J 6 ... Northwestern	L	37-52
J 8 ... at Truax Field	W	53-42
J 13 ... Minnesota	W	46-37
J 22 ... Great Lakes	L	51-66
J 27 ... at Northwestern \$	W	44-43
J 29 ... at Purdue	L	34-45
F 2 ... at Michigan	L	39-50
F 3 ... at Ohio State	L	36-40
F 4 ... at Great Lakes	L	49-59
F 9 ... Ohio State	L	34-63
F 10 ... Michigan	W	55-44
F 17 ... Purdue	W	64-48
F 19 ... at Iowa	L	53-54
F 24 ... Iowa	L	38-68
M 3 ... at Minnesota	L	50-54
# — at Milwaukee		
\$ — at Chicago Stadium		

1945-46

(4-17; Big Ten 1-11, 9th)
Coach: Harold Foster

D 1 ... Carroll	W	67-25
D 3 ... Ripon	W	59-24
D 8 ... Marquette	W	42-32
D 15 ... at Notre Dame	L	51-65
D 17 ... Great Lakes	L	47-54
D 22 ... at Marquette	L	41-62
D 23 ... at Great Lakes	L	39-53
J 1 ... Illinois	L	31-56
J 5 ... Minnesota	L	45-59
J 7 ... at Iowa	L	50-57
J 12 ... Purdue	L	49-53
J 26 ... at Northwestern \$	L	34-56
J 28 ... at Purdue	L	46-59
F 2 ... Michigan	W	58-57
F 9 ... Northwestern	L	58-63
F 11 ... at Michigan	L	56-66
F 16 ... Iowa	L	39-44
F 18 ... at Illinois	L	53-72
F 23 ... Michigan State	L	48-59
M 1 ... at Michigan State	L	52-56
M 4 ... at Minnesota	L	57-58
\$ — at Chicago Stadium		

1946-47

(16-6; Big Ten 9-3, 1st)
BIG TEN CHAMPIONS
Coach: Harold Foster

D 2 ... Lawrence	W	61-43
D 7 ... Marquette	W	65-51
D 9 ... at Butler	W	60-52
D 14 ... Notre Dame (OT)	W	53-49
D 18 ... Oklahoma	L	40-56
D 21 ... at Marquette	L	47-55
D 23 ... So. California	W	61-56
J 1 ... Illinois	W	53-47
J 4 ... at Iowa	W	63-62
J 11 ... Indiana	W	70-49
J 20 ... at Michigan State	W	58-48
J 25 ... at Illinois	L	37-63
J 27 ... Northwestern	W	45-44
F 3 ... Iowa	W	60-53
F 8 ... Minnesota	W	60-51

F 10 ... at Michigan	W	52-51
F 15 ... at Northwestern \$	W	54-42
F 22 ... Ohio State	L	56-57
F 24 ... at Purdue	W	72-60
M 1 ... at Minnesota	L	55-58
M20 ... City College of NY %	L	56-70
M22 ... Navy %	W	50-49
\$ — at Chicago Stadium		
% — NCAA Regionals, New York City		

1947-48

(12-8; Big Ten 7-5, 3rd-tie)

Coach: Harold Foster

D 6 ... Marquette	W	57-50
D 8 ... Butler	W	61-53
D 12 ... Pittsburgh	W	49-36
D 19 ... at California	L	61-73
D 20 ... at California	L	44-59
D 22 ... at Oklahoma	L	49-75
D 31 ... at Marquette	W	67-60
J 3 ... Illinois	W	52-47
J 5 ... Minnesota	W	59-50
J 10 ... at Indiana	W	58-54
J 12 ... Iowa	W	60-51
J 17 ... Michigan	L	39-43
J 19 ... Purdue	W	49-44
J 24 ... at Illinois	L	36-57
F 7 ... at Northwestern \$	W	68-62
F 9 ... Michigan State	W	51-39
F 16 ... at Ohio State	L	47-53
F 21 ... at Iowa	L	40-62
F 23 ... Northwestern	W	59-54
M 1 ... at Minnesota	L	41-46
\$ — at Chicago Stadium		

1948-49

(12-10; Big Ten 5-7, 7th)

Coach: Harold Foster

D 1 ... Ripon	W	66-36
D 4 ... Marquette (OT)	W	67-63
D 9 ... Missouri	W	58-42
D 11 ... Loyola (IL)	L	37-40
D 13 ... at Notre Dame	L	54-60
D 21 ... at So. California	L	31-36
D 23 ... at UCLA	W	49-46
D 31 ... at Marquette	W	60-34
J 3 ... at Illinois	L	50-62
J 8 ... Creighton	W	75-39
J 10 ... at Minnesota	L	33-47
J 15 ... Indiana	W	58-48
J 17 ... Ohio State	L	54-57
F 5 ... Illinois	L	54-61
F 7 ... at Michigan	L	38-40
F 12 ... at Northwestern \$	W	56-52
F 14 ... at Purdue	L	48-53
F 19 ... at Iowa	L	60-61
F 21 ... Northwestern	W	57-46
F 26 ... Western Ontario	W	79-45
F 28 ... Iowa	W	70-47
M 5 ... Minnesota	W	45-43
\$ — at Chicago Stadium		

1949-50

(17-5; Big Ten 9-3, 2nd)

Coach: Harold Foster

D 3 ... Marquette	W	63-48
D 6 ... Kansas State	W	56-48
D 8 ... Oregon State	L	36-49
D 10 ... at Loyola (IL)	W	68-55
D 13 ... Notre Dame	W	56-48
D 17 ... at Marquette	W	62-45
D 20 ... at Missouri	L	48-50
D 28 ... Rutgers #	W	68-55
D 30 ... UCLA	W	54-52

J 2 ... Illinois	W	59-50
J 7 ... at Indiana	L	59-61
J 14 ... Michigan	W	53-41
J 16 ... Minnesota	W	57-54
F 4 ... at Ohio State	L	47-61
F 6 ... at Michigan State	W	66-47
F 11 ... at Northwestern \$	W	66-59
F 13 ... at Iowa (OT)	W	66-62
F 18 ... Iowa	W	53-44
F 20 ... Purdue	W	56-45
F 25 ... at Illinois	L	58-76
F 27 ... Northwestern	W	67-53
M 4 ... at Minnesota	W	60-54
# — at Iowa City, IA		
\$ — at Chicago Stadium		

1950-51

(10-12; Big Ten 7-7, 4th-tie)

Coach: Harold Foster

D 2 ... Marquette	W	49-42
D 8 ... Loyola (IL)	L	51-54
D 11 ... at Notre Dame	L	61-67
D 16 ... at Marquette	L	58-61
D 18 ... at Kansas State	L	58-77
D 19 ... at St. Louis (OT)	L	48-53
D 28 ... San Jose State	W	75-59
J 1 ... Illinois (OT)	L	69-71
J 6 ... at Michigan	W	61-52
J 8 ... at Michigan State	W	53-52
J 13 ... at Ohio State	W	74-67
J 15 ... Northwestern	W	68-56
F 1 ... Butler	W	60-35
F 3 ... at Minnesota	W	47-44
F 5 ... Ohio State	W	56-51
F 10 ... at Illinois	L	52-63
F 12 ... at Purdue	L	46-62
F 17 ... Iowa	L	60-73
F 24 ... Michigan State	W	35-29
F 26 ... Michigan	L	50-52
M 3 ... Purdue	L	61-64
M 5 ... at Indiana	L	58-68

1951-52

(10-12; Big Ten 5-9, 7th)

Coach: Harold Foster

D 1 ... Marquette	W	48-46
D 8 ... Notre Dame	L	53-63
D 13 ... Loyola (LA)	W	66-47
D 17 ... St. Louis	W	55-54
D 22 ... at Marquette	L	47-51
D 27 ... Oregon #	W	82-77
D 28 ... California #	L	49-68
J 5 ... Purdue	L	64-79
J 7 ... at Illinois	L	49-53
J 12 ... Ohio State	W	58-51
J 19 ... at Northwestern	W	74-58
J 21 ... at Michigan State	L	39-50
F 6 ... at Butler	W	62-60
F 9 ... Minnesota	L	47-54
F 11 ... at Purdue	L	67-78
F 16 ... Michigan State	L	55-57
F 18 ... at Michigan	L	55-56
F 23 ... Indiana	L	48-63
F 25 ... Michigan	W	69-53
M 1 ... at Ohio State	L	56-69
M 3 ... at Iowa	W	78-75
M 8 ... Illinois	W	58-48
# — at San Francisco		

1952-53

(13-9; Big Ten 10-8, 5th)

Coach: Harold Foster

D 5 ... Marquette	W	76-55
D 8 ... at Loyola (LA)	W	81-60
D 15 ... Iowa	W	75-70
D 20 ... at Purdue	L	59-65
D 26 ... California	W	64-57
D 27 ... Oregon #	L	64-66
D 29 ... at Iowa	L	66-83
J 3 ... Purdue	W	50-46
J 5 ... at Minnesota	L	53-64
J 10 ... at Illinois	L	61-71
J 12 ... Minnesota	W	76-74
J 17 ... at Northwestern	W	78-56
J 19 ... Ohio State	W	64-51
F 7 ... Illinois	L	61-65
F 9 ... at Indiana	L	48-66
F 14 ... Michigan	W	75-63
F 16 ... Indiana	L	70-72
F 21 ... at Michigan	W	74-52
F 23 ... at Michigan State	L	45-53
F 28 ... at Ohio State	W	69-63
M 7 ... Northwestern	W	74-58
M 9 ... Michigan State	W	58-51
# — at Iowa City, IA		

1953-54

(12-10; Big Ten 6-8, 5th-tie)

Coach: Harold Foster

D 1 ... Butler	W	70-54
D 4 ... at Marquette	W	64-56
D 7 ... at Loyola (IL)	W	75-54
D 12 ... Missouri	W	64-53
D 14 ... Oklahoma	L	65-69
D 19 ... at Louisiana State	W	82-66
D 21 ... at Tulane (OT)	L	55-57
D 28 ... Denver	W	67-48
J 2 ... Purdue	W	66-57
J 4 ... at Indiana	L	67-70
J 9 ... at Iowa	L	54-71
J 11 ... Northwestern	W	64-47
J 16 ... Indiana	L	74-90
J 18 ... at Michigan State	W	57-53
F 6 ... at Ohio State	W	79-73
F 13 ... Illinois (OT)	L	64-70
F 15 ... Minnesota	L	68-78
F 20 ... Michigan	W	77-56
F 22 ... at Illinois	L	64-66
F 27 ... at Purdue	L	66-71
M 1 ... Michigan State	W	79-56
M 6 ... at Minnesota	L	73-78

1954-55

(10-12; Big Ten 5-9, 6th-tie)

Coach: Harold Foster

D 4 ... at Notre Dame	L	61-72
D 6 ... Western Michigan	W	80-68
D 11 ... at Oklahoma	W	77-66
D 13 ... at Missouri	L	56-67
D 18 ... Louisiana State	W	107-68
D 20 ... Tulane	L	66-69
D 29 ... Princeton	W	66-64
J 1 ... at Illinois	W	79-64
J 3 ... Iowa	L	69-86
J 8 ... at Michigan State	L	77-94
J 10 ... at Michigan	L	63-90
J 15 ... Indiana	W	77-66
J 17 ... at Butler	W	57-53
F 5 ... Michigan State	L	70-73
F 7 ... at Indiana	L	58-65
F 12 ... Ohio State	W	86-63
F 14 ... at Purdue	L	63-75
F 19 ... Illinois	L	71-99

ALL-TIME SCORES

F 21 ... Minnesota	L	69-71
F 26 ... at Northwestern	L	72-80
F 28 ... Purdue	W	75-73
M 5 ... at Minnesota	W	78-72

1955-56

(6-16; Big Ten 4-10, 8th-tie)

Coach: Harold Foster

D 1 ... Butler	L	63-67
D 5 ... at Notre Dame	W	70-66
D 10 ... Kansas	L	66-74
D 12 ... So. Methodist	L	62-75
D 19 ... Nebraska	W	71-52
D 28 ... at Washington	L	53-54
D 29 ... at California	L	55-62
D 30 ... at Stanford	L	53-65
J 2 ... Purdue	L	66-78
J 7 ... Indiana	L	71-75
J 9 ... at Illinois	L	77-96
J 14 ... at Ohio State (2OT)	L	98-100
J 16 ... Michigan	W	69-58
F 4 ... at Northwestern	W	79-55
F 6 ... Iowa	L	74-78
F 11 ... Minnesota	L	71-77
F 13 ... at Indiana	W	69-67
F 18 ... at Iowa	L	66-80
F 20 ... Ohio State	L	71-79
F 25 ... at Michigan	L	68-78
F 28 ... at Michigan State	L	82-89
M 3 ... Northwestern	W	76-70

1956-57

(5-17; Big Ten 3-11, 9th)

Coach: Harold Foster

D 1 ... South Dakota (OT)	L	56-58
D 3 ... at Butler	L	50-54
D 8 ... Notre Dame	L	55-75
D 10 ... at Nebraska	L	51-53
D 15 ... Washington U.	W	41-38
D 20 ... at Bradley	L	62-74
D 22 ... at Kansas	L	62-83
D 29 ... Yale	W	64-46
J 5 ... at Northwestern	L	54-75
J 7 ... at Indiana	L	68-79
J 12 ... Illinois	L	63-79
J 14 ... at Michigan	L	62-71
J 19 ... Iowa	L	47-70
J 21 ... Ohio State	L	64-67
F 11 ... Michigan	W	70-65
F 16 ... at Ohio State	L	50-63
F 18 ... at Minnesota	L	53-85
F 23 ... Indiana	L	74-85
F 25 ... Michigan State	L	62-78
M 2 ... at Purdue	L	66-85
M 4 ... Northwestern	W	82-69
M 9 ... at Iowa	W	60-59

1957-58

(8-14; Big Ten 3-11, 10th)

Coach: Harold Foster

D 2 ... South Dakota	W	63-56
D 7 ... Notre Dame	L	53-75
D 9 ... at Washington U.	W	43-33
D 16 ... Rice	W	67-62
D 19 ... Butler	W	59-58
D 27 ... at New Mexico #	W	61-59
D 28 ... Wyoming #	L	65-93
D 30 ... at Utah	L	70-72
J 4 ... Illinois	L	59-64
J 6 ... at Michigan	L	49-70
J 11 ... Ohio State	W	67-64
J 13 ... at Illinois	W	71-70
J 18 ... at Purdue	L	47-62
J 20 ... Michigan State	W	66-52

F 8 ... Minnesota	L	66-71
F 10 ... Indiana	L	87-93
F 15 ... Purdue	L	76-81
F 17 ... at Iowa	L	61-74
F 22 ... at Michigan State	L	59-93
F 24 ... at Minnesota	L	63-71
M 1 ... at Northwestern	L	65-82
M 3 ... Michigan	L	65-72

— New Mexico Classic, Albuquerque

1958-59

(3-19; Big Ten 1-13, 10th)

Coach: Harold Foster

D 2 ... Marquette	L	47-76
D 6 ... at Rice	L	37-78
D 8 ... at So. Methodist	L	63-81
D 13 ... Notre Dame	W	56-54
D 15 ... Missouri	W	68-60
D 19 ... Washington	L	48-62
D 20 ... California #	L	53-68
D 30 ... at Butler	L	55-69
J 3 ... at Minnesota	L	66-79
J 5 ... Illinois	L	51-77
J 10 ... at Purdue	L	61-84
J 12 ... Michigan	L	74-84
F 2 ... Michigan State	L	57-88
F 7 ... at Ohio State	L	72-78
F 9 ... Purdue	W	91-86
F 14 ... Iowa	L	84-94
F 16 ... at Illinois	L	54-93
F 21 ... Minnesota	L	50-69
F 23 ... at Michigan	L	63-87
F 28 ... Northwestern	L	82-86
M 2 ... at Michigan State	L	73-93
M 7 ... at Indiana	L	71-97

— at Iowa City, IA

1959-60

(8-16; Big Ten 4-10, 9th)

Coach: John Erickson

D 1 ... Butler	L	82-88
D 5 ... Iowa State	L	53-71
D 7 ... at Notre Dame	L	58-78
D 12 ... Loyola (IL)	W	85-67
D 14 ... at Missouri	L	66-78
D 19 ... at Marquette	L	66-84
D 21 ... Stanford	W	61-60
D 26 ... Boston College #	W	95-82
D 28 ... at Canisius #	L	65-80
J 2 ... Michigan State	L	79-91
J 4 ... Iowa	L	64-71
J 9 ... at Purdue	L	69-99
J 11 ... Northwestern	L	69-77
J 27 ... North Dakota	W	92-80
J 30 ... at Minnesota	L	72-86
F 6 ... Indiana	L	85-97
F 8 ... Ohio State	L	69-106
F 13 ... at Indiana	L	71-91
F 15 ... at Iowa	W	63-58
F 20 ... Illinois	W	75-63
F 22 ... at Michigan (OT)	W	88-82
F 27 ... at Ohio State	L	68-93
F 29 ... at Northwestern	L	59-73
M 5 ... Purdue	W	89-80

— Queen City Tournament, Buffalo, NY

1960-61

(7-17; Big Ten 4-10, 8th)

Coach: John Erickson

D 1 ... at Butler	L	58-73
D 3 ... Air Force	W	80-67
D 5 ... at Iowa State	L	76-88
D 10 ... Marquette	W	55-51
D 17 ... at Bradley	L	66-88
D 20 ... Nevada	W	89-56
D 28 ... Oregon State #	L	54-56
D 29 ... at Portland # (OT)	L	71-79
D 30 ... Washington State #	L	72-78
J 7 ... at Michigan State	W	74-71
J 9 ... Iowa	L	68-76
J 28 ... at Loyola (IL)	L	79-87
J 30 ... Ohio State	L	68-100
F 4 ... at Purdue	L	58-69
F 6 ... at Illinois	L	73-77
F 11 ... at Northwestern	L	52-54
F 13 ... at Iowa	L	61-63
F 18 ... Indiana	L	84-98
F 20 ... Minnesota	W	83-75
F 25 ... at Ohio State	L	74-97
F 27 ... Michigan	W	76-68
M 4 ... Northwestern	W	75-61
M 6 ... at Indiana	L	69-80
M 11 ... Purdue	L	81-88

— Far West Classic, Portland, OR

1961-62

(17-7; Big Ten 10-4, 2nd)

Coach: John Erickson

D 2 ... South Dakota	W	99-63
D 4 ... Florida State	W	64-63
D 9 ... Cincinnati	L	67-86
D 11 ... Washington U.	W	91-63
D 16 ... Pacific	W	92-68
D 20 ... at Marquette	L	75-92
D 26 ... Providence #	W	95-84
D 28 ... Dayton #	W	105-93
D 30 ... Cincinnati #	L	71-101
J 6 ... Iowa	W	91-79
J 8 ... at Michigan State	W	83-78
J 23 ... North Dakota State	W	102-50
J 27 ... Purdue	W	89-86
J 29 ... at Illinois	W	85-81
F 3 ... at Minnesota	W	94-88
F 5 ... Michigan	L	74-81
F 10 ... Michigan State	W	77-72
F 12 ... at Indiana	W	105-94
F 17 ... at Michigan	L	65-84
F 19 ... Illinois	W	103-101
F 24 ... at Northwestern	W	65-64
F 26 ... Minnesota	L	90-92
M 3 ... Ohio State	W	86-67
M 10 ... at Iowa	L	64-81

— ECAC Holiday Festival, New York City

1962-63

(14-10; Big Ten 7-7, 6th)

Coach: John Erickson

D 1 ... at Air Force	W	72-64
D 3 ... at Arizona	L	46-51
D 8 ... Texas-El Paso	W	73-59
D 10 ... Indiana State	L	86-87
D 15 ... Miami (OH)	W	84-58
D 19 ... Marquette	W	76-58
D 22 ... UCLA	L	63-77
D 28 ... Utah #	W	94-72
D 29 ... at Marquette #	W	94-72
J 5 ... at Purdue	W	74-66
J 12 ... Michigan State	L	68-75
J 14 ... at Iowa	L	56-65
J 26 ... St. John's (NY)	W	85-52

F 2 ... Minnesota	L	68-69
F 4 ... at Michigan	W	81-78
F 9 ... at Ohio State	L	70-94
F 11 ... Illinois	W	84-77
F 16 ... Northwestern	W	78-65
F 18 ... at Minnesota	L	48-72
F 23 ... at Illinois	L	77-89
F 25 ... Indiana	W	102-96
M 2 ... at Michigan State (OT)	W	92-89
M 4 ... Iowa	W	75-69
M 9 ... Michigan	L	80-82

— Milwaukee Classic

1963-64

(8-16; Big Ten 2-12, 10th)

Coach: John Erickson

D 2 ... Kent	W	88-77
D 7 ... Ohio	L	76-77
D 10 ... Pittsburgh	W	85-83
D 14 ... at Cincinnati	L	60-65
D 17 ... Gonzaga	W	115-71
D 20 ... at Kentucky #	L	85-108
D 21 ... Princeton # (OT)	L	87-90
D 27 ... Dartmouth \$	W	94-68
D 28 ... Georgia Tech \$	W	104-84
J 4 ... Ohio State	L	85-101
J 6 ... at Michigan State	L	90-106
J 11 ... at Northwestern	L	63-76
J 13 ... Iowa	W	79-61
J 28 ... at Marquette	W	72-68
F 1 ... at Minnesota	L	92-111
F 8 ... Purdue	W	81-80
F 11 ... Northwestern	L	64-72
F 15 ... at Ohio State	L	74-92
F 17 ... Indiana (2OT)	L	80-82
F 22 ... Michigan	L	59-103
F 24 ... at Indiana	L	82-108
F 29 ... at Purdue	L	83-97
M 2 ... Minnesota	L	96-105
M 7 ... at Illinois	L	73-97

— Kentucky Invitational
\$ — Milwaukee Classic

1964-65

(9-13; Big Ten 4-10, 8th)

Coach: John Erickson

D 1 ... Houston	W	76-65
D 8 ... at Pittsburgh	W	80-63
D 12 ... Bowling Green	W	87-56
D 15 ... Illinois	L	56-70
D 18 ... Boston College #	L	85-86
D 19 ... at Marquette #	L	61-62
D 26 ... Boston College \$	W	70-69
J 4 ... at Iowa	L	62-92
J 9 ... at Minnesota	L	57-81
J 11 ... Purdue	W	76-66
J 13 ... Marquette	L	58-59
J 30 ... at Ohio State	L	86-98
F 1 ... at Notre Dame	W	98-90
F 6 ... Ohio State	L	71-73
F 13 ... at Purdue	L	74-83
F 16 ... Minnesota	L	91-101
F 20 ... at Indiana	L	87-101
F 23 ... Northwestern (OT)	W	93-87
F 27 ... Michigan State	W	99-89
M 2 ... at Michigan	L	75-98
M 6 ... at Northwestern	W	88-76
M 8 ... Indiana	L	73-92

— Milwaukee Classic
\$ — Rainbow Classic, Honolulu

1965-66

(11-13; Big Ten 6-8, 7th)

Coach: John Erickson

D 1 ... Nebraska	L	88-101
D 4 ... Notre Dame	W	97-79
D 11 ... at Houston	L	57-82
D 14 ... Illinois	L	70-90
D 17 ... Washington #	L	67-81
D 18 ... West Virginia #	L	93-101
D 20 ... Montana	W	76-72
D 22 ... at Cincinnati	L	74-87
D 29 ... Pennsylvania	W	84-70
J 3 ... at Marquette	W	73-72
J 8 ... Iowa	W	69-68
J 11 ... at Illinois	L	64-80
J 27 ... Hardin-Simmons	W	83-63
J 29 ... Michigan	L	67-69
J 31 ... at Ohio State (OT)	L	81-87
F 5 ... at Michigan State	L	65-79
F 7 ... Indiana	W	79-78
F 12 ... at Michigan	L	102-120
F 19 ... Michigan State	W	78-77
F 21 ... at Northwestern	L	65-76
F 26 ... at Iowa	L	70-80
F 28 ... Northwestern	W	90-62
M 5 ... Purdue	W	69-68
M 7 ... at Minnesota	W	87-74

— Milwaukee Classic

1966-67

(13-11; Big Ten 8-6, 4th)

Coach: John Erickson

D 3 ... Cincinnati (OT)	L	70-77
D 10 ... at Bowling Green	L	69-81
D 13 ... Iowa State	W	80-73
D 16 ... Fordham #	W	67-66
D 17 ... South Carolina #	W	88-84
D 19 ... at Illinois	L	74-87
D 28 ... at UCLA \$	L	56-100
D 29 ... Michigan \$	L	88-98
D 30 ... Arizona \$	W	104-77
J 4 ... Marquette	L	60-66
J 7 ... at Purdue	W	79-76
J 10 ... Michigan	W	98-90
J 25 ... South Dakota	W	94-53
J 28 ... at Michigan State	L	61-68
F 4 ... Ohio State (OT)	L	84-90
F 11 ... at Indiana	L	81-93
F 14 ... Minnesota	W	85-75
F 18 ... at Iowa (3OT)	W	96-95
F 21 ... Northwestern	W	110-94
F 25 ... Michigan State	W	68-64
F 28 ... at Northwestern	L	82-91
M 4 ... Michigan %	W	80-79
M 7 ... Iowa (OT)	L	87-90
M 11 ... Illinois	W	102-92

— Milwaukee Classic
\$ — Los Angeles Classic
% — at Detroit

1967-68

(13-11; Big Ten 7-7, 5th)

Coach: John Erickson

D 2 ... DePauw	W	90-68
D 5 ... Notre Dame	L	73-81
D 9 ... So. Methodist	W	120-82
D 15 ... Louisiana State #	W	96-94
D 16 ... at Marquette #	W	70-62
D 20 ... Florida	W	86-81
D 27 ... at Pennsylvania \$	W	86-67
D 28 ... Temple \$	L	80-82
D 29 ... Duquesne \$	L	66-76
J 6 ... Michigan	W	77-75
J 9 ... at Purdue	L	79-99

J 11 ... at Marquette	L	56-71
J 16 ... Michigan State	W	70-68
J 30 ... at Minnesota	W	72-62
F 3 ... at Ohio State	L	64-86
F 6 ... Illinois	L	60-68
F 10 ... Indiana	W	95-83
F 12 ... Ohio State	W	86-78
F 17 ... at Iowa	L	61-69
F 24 ... at Michigan State	L	77-87
F 27 ... Minnesota	W	94-82
M 2 ... Purdue	W	104-84
M 5 ... at Indiana	L	85-93
M 9 ... at Northwestern	L	75-77

— Milwaukee Classic
\$ — Quaker City Classic, Philadelphia

1968-69

(11-13; Big Ten 5-9, 8th-tie)

Coach: John Powless

N 30 ... at Nebraska	L	55-68
D 3 ... Kansas	W	67-62
D 7 ... North Dakota	W	94-48
D 11 ... at Notre Dame	L	56-57
D 14 ... Northern Illinois	W	69-67
D 21 ... at Florida	L	66-71
D 27 ... Ohio #	W	74-68
D 28 ... at Marquette #	L	56-59
D 31 ... Kentucky \$	W	69-65
J 4 ... Purdue	L	80-86
J 7 ... at Michigan State	L	67-77
J 11 ... at Ohio State	L	69-84
J 14 ... Minnesota	W	68-61
J 28 ... Marquette	W	56-50
F 1 ... at Illinois	L	73-86
F 4 ... Indiana	L	63-65
F 8 ... Ohio State	W	77-73
F 11 ... at Minnesota	W	69-63
F 15 ... at Purdue	L	69-87
F 22 ... Michigan State	W	76-64
F 25 ... at Indiana	L	84-101
M 1 ... at Michigan	L	79-84
M 4 ... Northwestern	L	70-72
M 8 ... Iowa	W	84-74

— Milwaukee Classic
\$ — at Chicago Stadium

1969-70

(10-14; Big Ten 5-9, 6th-tie)

Coach: John Powless

D 1 ... Ball State	W	88-74
D 6 ... at So. Methodist	W	78-76
D 8 ... at Kansas	L	60-76
D 13 ... Southern Illinois	L	69-74
D 16 ... at Iowa State	L	73-84
D 20 ... Pittsburgh	W	85-71
D 26 ... Utah State #	W	81-74
D 27 ... at Marquette #	L	43-64
J 3 ... Illinois	L	69-74
J 6 ... at Purdue	L	74-90
J 10 ... Iowa	L	74-92
J 13 ... Minnesota	W	90-84
J 27 ... at Marquette	L	51-60
J 31 ... Ohio	W	72-69
F 3 ... at Illinois	W	66-65
F 7 ... Michigan State	W	89-79
F 10 ... at Iowa	L	100-119
F 14 ... Michigan	W	84-74
F 17 ... Indiana	L	77-89
F 21 ... at Northwestern	L	75-82
F 24 ... Ohio State	L	86-98
F 28 ... at Michigan	W	90-86
M 3 ... Northwestern	L	82-87
M 7 ... at Ohio State	L	87-96

— Milwaukee Classic

ALL-TIME SCORES

1970-71

(9-15; Big Ten 4-10, 7th-tie)

Coach: John Powless

D 1 ... Eastern Illinois	W	102-84
D 5 ... Michigan Tech	W	114-70
D 8 ... at Pittsburgh	L	76-81
D 12 ... Loyola (LA)	W	94-83
D 15 ... at Ohio	L	80-81
D 19 ... Tulane	W	96-77
D 29 ... Texas #	W	89-73
D 30 ... at Marquette #	L	69-72
J 4 ... Australia	E	94-63
J 9 ... Michigan	L	89-90
J 12 ... at Illinois	L	82-84
J 16 ... at Ohio State	L	69-83
J 19 ... Northwestern	W	87-72
F 2 ... Marquette	L	75-89
F 6 ... Iowa	L	91-93
F 9 ... at Southern Illinois	L	75-86
F 13 ... at Northwestern	L	91-101
F 16 ... Ohio State	L	71-79
F 20 ... at Michigan State	L	78-97
F 23 ... Illinois	W	88-84
F 27 ... at Iowa	W	89-83
M 2 ... Indiana (2OT)	W	94-87
M 6 ... at Minnesota	L	98-104
M 9 ... Purdue	L	77-81
M 13 ... at Michigan	L	73-93

— Milwaukee Classic

1971-72

(13-11; Big Ten 6-8, 5th-tie)

Coach: John Powless

D 1 ... Michigan Tech	W	107-74
D 4 ... at Tulane	L	70-72
D 6 ... at Loyola (LA)	W	67-66
D 8 ... DePauw	W	92-69
D 11 ... Northern Michigan	W	104-65
D 13 ... Florida Tech	W	90-58
D 15 ... Australia	E	90-78
D 18 ... Pittsburgh	W	80-63
D 27 ... Marshall #	L	83-85
D 28 ... Georgetown #	W	82-62
J 3 ... at Marquette	L	60-72
J 8 ... Iowa	W	81-80
J 11 ... at Michigan State	L	76-83
J 15 ... at Indiana (OT)	W	66-64
J 18 ... Minnesota	L	59-65
F 5 ... at Ohio State	L	69-79
F 12 ... Indiana (OT)	L	76-84
F 15 ... at Purdue	W	84-65
F 19 ... at Minnesota	L	73-76
F 22 ... Purdue	W	66-60
F 26 ... at Illinois	L	86-91
F 29 ... Michigan State	W	101-74
M 4 ... Northwestern	L	82-90
M 7 ... at Michigan	L	70-93
M 11 ... Illinois	W	97-84

— Milwaukee Classic

1972-73

(11-13; Big Ten 5-9, 9th)

Coach: John Powless

N 25 ... at UCLA	L	53-94
D 2 ... SIU-Edwardsville	W	100-74
D 4 ... at Oral Roberts	L	76-90
D 9 ... South Dakota	W	87-63
D 19 ... West Virginia	W	77-59
D 29 ... Yale #	W	90-64
D 30 ... at Marquette # (2OT)	L	73-75
J 3 ... at Pittsburgh	W	72-70
J 6 ... Indiana	L	64-78
J 8 ... at Illinois	L	74-76
J 13 ... at Minnesota	L	54-78

J 20 ... Michigan State	W	93-80
J 22 ... at Purdue	L	59-66
J 27 ... at Northwestern	L	73-74
J 29 ... Minnesota	L	64-81
F 3 ... Ohio State	W	84-76
F 6 ... Marquette	L	58-64
F 10 ... Illinois	W	99-88
F 17 ... at Iowa	L	76-100
F 20 ... at Ohio	W	82-68
F 24 ... at Indiana	L	55-57
F 26 ... Purdue	W	71-63
M 3 ... Michigan	W	94-79
M 10 ... at Michigan State (OT)	L	78-79

— Milwaukee Classic

1973-74

(16-8; Big Ten 8-6, 4th-tie)

Coach: John Powless

D 1 ... Rollins	W	77-55
D 3 ... California-Davis	W	97-53
D 8 ... North Dakota State	W	88-60
D 15 ... DePauw	W	92-51
D 19 ... at West Virginia	W	69-62
D 22 ... UW-Milwaukee	W	73-46
D 28 ... So. Methodist #	W	74-73
D 29 ... at Marquette # (OT)	L	48-49
J 5 ... Northwestern	W	87-53
J 9 ... Ohio	W	69-68
J 12 ... at Indiana	L	51-52
J 19 ... Illinois	W	101-75
J 26 ... Ohio State	W	69-64
J 28 ... at Michigan	L	75-83
F 2 ... at Minnesota (OT)	L	63-64
F 5 ... at Marquette	L	58-59
F 9 ... Iowa	W	113-87
F 11 ... Indiana	L	63-81
F 16 ... at Purdue	L	80-107
F 23 ... at Ohio State	W	68-56
F 25 ... Michigan	L	74-79
M 2 ... Michigan State	W	87-80
M 4 ... at Iowa	W	74-58
M 9 ... at Northwestern	W	77-62

— Milwaukee Classic

1974-75

(8-18; Big Ten 5-13, 8th)

Coach: John Powless

N 30 ... Ohio	W	71-62
D 4 ... St. Mary's (CA)	L	60-62
D 7 ... Iowa State	W	86-84
D 18 ... Stanford	L	67-89
D 21 ... Brown	W	79-68
D 27 ... Virginia #	L	78-86
D 28 ... Georgia # (OT)	L	89-91
J 2 ... Minnesota	L	46-61
J 4 ... at Northwestern	L	66-69
J 11 ... at Purdue	L	49-88
J 13 ... at Illinois	L	56-72
J 18 ... Ohio State	L	67-69
J 20 ... Indiana	L	69-89
J 25 ... at Michigan State	L	87-105
J 27 ... at Michigan (OT)	L	73-75
F 1 ... Iowa (OT)	W	86-85
F 4 ... Marquette	L	63-69
F 8 ... Purdue	L	64-69
F 10 ... Illinois	W	76-70
F 15 ... at Ohio State	L	70-76
F 17 ... at Indiana	L	58-93
F 22 ... Michigan State	W	103-96
F 24 ... Michigan	W	70-68
M 1 ... at Iowa	L	68-75
M 3 ... at Minnesota	L	58-65
M 8 ... Northwestern	W	94-70

— Milwaukee Classic

1975-76

(10-16; Big Ten 4-14, 9th)

Coach: John Powless

N 19 ... Windsor (Canada)	E	99-68
N 29 ... DePauw	W	105-63
D 3 ... North Dakota State	W	87-79
D 6 ... Loyola (IL)	W	88-73
D 8 ... Northern Illinois	W	97-77
D 13 ... Northern Michigan	W	92-59
D 16 ... at Marquette	L	54-78
D 29 ... Stanford #	W	70-64
D 30 ... at Marquette #	L	66-82
J 3 ... Michigan State	W	70-63
J 5 ... Ohio State (OT)	W	82-81
J 8 ... Michigan	L	81-106
J 10 ... at Purdue	L	72-87
J 12 ... at Illinois	L	61-71
J 17 ... Iowa	L	71-81
J 19 ... Minnesota	L	84-96
J 24 ... at Northwestern	L	60-62
J 31 ... at Indiana	L	61-114
F 2 ... at Michigan	L	86-107
F 7 ... Purdue	L	74-85
F 9 ... Illinois	L	59-70
F 14 ... at Iowa	L	82-96
F 16 ... at Minnesota	L	74-98
F 21 ... Northwestern	L	77-90
F 26 ... Indiana	L	67-96
M 1 ... at Ohio State	W	91-79
M 6 ... at Michigan State	W	86-82

— Milwaukee Classic

1976-77

(11-16; Big Ten 7-11, 7th-tie)

Coach: Bill Cofield

N 27 ... at Kentucky	L	64-72
D 2 ... St. Mary's (CA)	W	82-76
D 6 ... DePauw	W	68-66
D 11 ... at Stanford	L	66-70
D 13 ... at Northern Illinois	L	57-81
D 15 ... Loyola (IL)	W	71-68
D 27 ... Boston College #	W	74-66
D 28 ... at Marquette #	L	57-64
J 6 ... at Michigan State	L	61-84
J 8 ... at Michigan	L	63-66
J 13 ... Ohio State	L	58-60
J 15 ... Indiana	L	64-79
J 20 ... Northwestern	W	61-60
J 22 ... at Minnesota %	W	64-82
J 24 ... at Purdue	L	71-81
J 27 ... Michigan	L	64-69
J 29 ... Michigan State (3OT)	W	87-83
F 3 ... at Illinois	L	72-82
F 5 ... at Iowa	L	73-90
F 10 ... Purdue	W	76-74
F 12 ... Illinois	W	62-50
F 19 ... at Northwestern	L	88-98
F 21 ... Marquette	L	58-73
F 24 ... at Indiana	W	66-64
F 26 ... at Ohio State (OT)	L	80-82
M 3 ... Minnesota %	W	61-64
M 5 ... Iowa (2OT)	L	93-94

— Milwaukee Classic
% — Game later forfeited by Minnesota

1977-78

(8-19; Big Ten 4-14, 9th-tie)

Coach: Bill Cofield

D 1 ... UW-Milwaukee	W	72-66
D 3 ... Canisius	W	96-70
D 7 ... at George Washington	L	74-77
D 9 ... at Providence	L	62-73
D 12 ... at Iowa State	L	73-82
D 14 ... DePaul	L	62-85
D 29 ... Loyola (LA)	W	71-70
D 31 ... Northern Illinois (OT)	W	74-73
J 5 ... at Ohio State	L	61-77
J 7 ... at Michigan State	L	63-74
J 12 ... Purdue	L	70-79
J 14 ... Indiana	W	78-65
J 19 ... at Michigan	L	64-83
J 21 ... Minnesota	L	51-61
J 28 ... Northwestern	L	85-93
J 30 ... at Iowa	L	73-88
F 2 ... at Illinois	L	71-74
F 4 ... Iowa	W	82-72
F 9 ... at Minnesota	L	55-64
F 11 ... Illinois	W	80-73
F 14 ... at Marquette	L	64-75
F 16 ... Michigan	L	66-68
F 18 ... at Northwestern	W	81-80
F 23 ... at Indiana	L	54-58
F 25 ... at Purdue	L	78-87
M 2 ... Michigan State	L	75-89
M 4 ... Ohio State	L	78-83

1978-79

(12-15; Big Ten 6-12, 8th-tie)

Coach: Bill Cofield

N 24 ... UW-Milwaukee	W	74-55
N 28 ... at St. John's (NY)	W	73-68
D 1 ... Long Island #	W	89-70
D 2 ... St. Louis #	W	66-63
D 9 ... Loyola (IL)	W	79-74
D 16 ... at DePaul	L	78-84
D 23 ... Marquette	W	65-52
D 28 ... at Louisville \$	L	53-70
D 29 ... Oral Roberts \$	L	69-102
J 4 ... at Michigan State	L	55-64
J 6 ... at Ohio State	L	71-82
J 11 ... Northwestern	W	95-82
J 13 ... Michigan	W	77-66
J 18 ... Illinois	L	74-81
J 20 ... at Minnesota	L	72-82
J 25 ... at Indiana	L	61-82
J 27 ... at Purdue	L	60-73
F 1 ... Iowa	L	64-70
F 3 ... Purdue	L	48-54
F 8 ... Minnesota	L	72-74
F 10 ... at Iowa	L	65-79
F 15 ... at Illinois	L	64-81
F 17 ... Indiana (OT)	L	62-68
F 22 ... at Michigan	W	66-65
F 24 ... at Northwestern	W	72-70
M 1 ... Ohio State	W	76-73
M 3 ... Michigan State	W	83-81
# — Wisconsin Invitational, Madison		
\$ — Holiday Classic, Louisville, KY		

1979-80

(15-14; Big Ten 7-11, 8th)

Coach: Bill Cofield

N 12 ... Yugoslavia	E	70-93
N 30 ... Oklahoma City #	W	99-92
D 1 ... E. Tennessee State #	W	68-56
D 5 ... at DePaul	L	77-90
D 8 ... Alabama	L	62-66
D 12 ... Eastern Michigan	W	69-57
D 15 ... at Marquette	W	57-56
D 22 ... Cleveland State	W	103-78
D 23 ... Morgan State	W	94-42
D 27 ... Nebraska \$ (OT)	L	82-83
D 29 ... Nevada \$	W	86-61
D 30 ... Army \$	W	78-54
J 3 ... Northwestern	W	75-66
J 5 ... Indiana	W	52-50
J 10 ... at Minnesota (OT)	L	76-82
J 12 ... at Iowa	L	65-66
J 17 ... at Michigan State	L	61-62
J 19 ... Illinois	L	64-69
J 24 ... Purdue (OT)	L	60-73
J 26 ... at Ohio State	W	72-71
J 31 ... Michigan (OT)	L	69-73
F 2 ... Ohio State	W	70-67
F 7 ... at Illinois	L	50-67
F 9 ... at Michigan	L	59-68
F 14 ... Michigan State	W	80-66
F 16 ... at Purdue	L	61-69
F 21 ... Iowa	W	62-58
F 23 ... Minnesota	W	70-55
F 28 ... at Indiana	L	52-61
M 1 ... at Northwestern	L	50-53

— Wisconsin Invitational, Madison
\$ — Rainbow Classic, Honolulu

1980-81

(11-16; Big Ten 5-13, 9th)

Coach: Bill Cofield

N 13 ... Team Fiat	E	77-70
D 1 ... at Alabama	L	75-90
D 5 ... Kentucky State #	W	77-65
D 6 ... UW-Green Bay # (2OT)	W	68-66
D 9 ... Ball State	W	85-72
D 12 ... Davidson \$	L	63-67
D 13 ... at UNC-Charlotte \$	W	71-63
D 22 ... Texas Southern	W	58-49
D 31 ... Central Michigan	W	69-62
J 8 ... at Minnesota	L	60-76
J 10 ... at Northwestern	L	48-50
J 15 ... Iowa	L	66-76
J 17 ... Purdue	L	69-71
J 22 ... Michigan State	W	63-62
J 24 ... at Illinois	W	54-45
J 29 ... at Ohio State	L	67-71
J 31 ... Michigan	L	67-74
F 5 ... at Indiana	L	64-89
F 7 ... at Michigan	L	64-71
F 12 ... Illinois	L	65-84
F 14 ... Indiana	L	52-59
F 19 ... at Michigan State	L	65-74
F 21 ... Ohio State	W	77-63
F 26 ... at Purdue	L	61-72
F 28 ... at Iowa	L	75-96
M 5 ... Northwestern	W	60-57
M 7 ... Minnesota (OT)	W	60-58
M 10 ... Marquette	L	53-64

— Wisconsin Invitational, Madison
\$ — First Union Classic, Charlotte, NC

1981-82

(6-21; Big Ten 3-15, 10th)

Coach: Bill Cofield

N 16 ... China	E	88-81
D 4 ... Illinois-Chicago #	L	66-74
D 5 ... UW-Green Bay #	W	77-65
D 9 ... at Central Michigan	L	68-71
D 12 ... Ball State	W	71-70
D 21 ... Northern Iowa	W	65-53
D 27 ... Oregon\$	L	82-85
D 28 ... Tennessee \$	L	67-79
D 29 ... Iowa State \$	L	79-103
J 7 ... at Michigan	W	65-63
J 9 ... at Ohio State	L	59-67
J 14 ... Northwestern	L	55-61
J 16 ... Iowa	L	62-78
J 21 ... Minnesota	L	57-78
J 23 ... at Michigan State	L	58-68
J 28 ... Indiana	L	56-62
J 30 ... at Purdue	L	67-81
F 4 ... at Illinois	L	54-88
F 6 ... Purdue	L	46-55
F 11 ... at Minnesota	L	60-71
F 13 ... Illinois	L	60-68
F 18 ... at Indiana	L	57-88
F 20 ... Michigan State	W	65-60
F 25 ... at Iowa	L	55-79
F 27 ... at Northwestern	W	61-60
M 4 ... Ohio State	L	75-77
M 6 ... Michigan	L	84-91
M 9 ... at Marquette	L	64-94

— Wisconsin Invitational, Madison
\$ — Far West Classic, Portland, OR

1982-83

(8-20; Big Ten 3-15, 10th)

Coach: Steve Yoder

N 11 ... Windsor (Canada)	E	94-58
N 27 ... Washington State	L	64-66
N 29 ... Toledo	W	79-71
D 1 ... Northern Iowa	W	76-69
D 4 ... Kansas State	W	64-52
D 8 ... at Ball State	L	66-76
D 11 ... Central Michigan	W	83-67
D 20 ... at Northern Illinois #	W	58-55
D 28 ... Georgetown \$	L	43-71
D 29 ... at So. California \$	L	76-86
J 6 ... Purdue	L	64-80
J 8 ... Illinois	L	54-61
J 13 ... at Michigan State	L	66-86
J 15 ... at Michigan	L	57-62
J 20 ... Northwestern	W	49-45
J 22 ... Iowa	W	65-62
J 29 ... Minnesota	L	58-65
F 3 ... at Indiana	L	73-83
F 5 ... at Ohio State	L	69-82
F 9 ... Ohio State	L	65-68
F 12 ... Indiana	L	56-75
F 17 ... Marquette	L	62-68
F 19 ... at Minnesota	L	71-78
F 24 ... at Iowa	L	63-93
F 26 ... at Northwestern %	L	57-64
M 2 ... Michigan	W	82-70
M 5 ... Michigan State	L	65-91
M 10 ... at Illinois	L	64-71
M 12 ... at Purdue	L	64-79

— at Metro Centre, Rockford, IL
\$ — Winston Tire Classic, Los Angeles
% — at Alumni Hall (DePaul), Chicago

ALL-TIME SCORES

1983-84

(8-20; Big Ten 4-14, 10th)

Coach: Steve Yoder

N 9 ... Yugoslavia	E	59-83
N 26 ... Florida A&M	W	100-56
D 1 ... at Northern Iowa	L	59-60
D 3 ... Southern Illinois	W	78-72
D 5 ... Nebraska (2OT)	L	69-71
D 7 ... Northern Illinois	W	90-68
D 10 ... at Kansas State	L	64-71
D 20 ... at Toledo	L	60-73
D 29 ... Oklahoma State #	L	84-89
D 30 ... Yale #	W	87-77
J 5 ... at Purdue	L	65-84
J 7 ... Illinois (OT)	L	62-63
J 12 ... Michigan State	W	81-74
J 14 ... Michigan	W	71-64
J 19 ... at Northwestern (OT)	W	61-60
J 21 ... at Iowa	L	62-75
J 25 ... at Minnesota	L	62-75
F 2 ... Ohio State	L	74-85
F 4 ... Indiana	L	67-81
F 9 ... at Indiana	L	64-74
F 11 ... at Ohio State	L	65-71
F 15 ... Minnesota	L	67-68
F 16 ... at Marquette	L	59-74
F 23 ... Iowa	L	55-63
F 26 ... Northwestern	W	54-47
M 1 ... at Michigan	L	75-84
M 3 ... at Michigan State	L	59-78
M 6 ... Purdue	L	48-61
M 10 ... at Illinois	L	57-81

— Merrill Lynch Classic, Dayton, OH

1985-86

(12-16; Big Ten 4-14, 9th)

Coach: Steve Yoder

N 6 ... Czechoslovakia	E	103-83
N 22 ... at South Carolina	W	68-65
N 27 ... Cal. State-Los Angeles	W	104-88
N 30 ... Marquette	W	75-74
D 2 ... San Francisco State	W	90-61
D 5 ... East Texas State	W	82-60
D 7 ... Miami (FL)	W	88-66
D 9 ... at Washington State	W	74-68
D 12 ... Northern Illinois	W	76-67
D 27 ... Boston College #	L	72-74
D 28 ... Princeton #	L	49-54
J 4 ... Northwestern	W	57-52
J 9 ... Ohio State	L	61-78
J 11 ... Indiana	L	69-80
J 16 ... at Illinois	L	54-73
J 19 ... at Purdue	L	73-100
J 23 ... Minnesota	L	65-67
J 25 ... Iowa	W	69-63
J 30 ... at Michigan State	L	81-83
F 1 ... at Michigan	L	64-91
F 6 ... at Indiana	L	69-78
F 8 ... at Ohio State	L	71-73
F 13 ... Purdue	L	78-80
F 15 ... Illinois	L	74-82
F 20 ... at Iowa	L	48-101
F 22 ... at Minnesota	W	70-64
F 26 ... Michigan	L	74-97
M 2 ... Michigan State	L	71-84
M 9 ... at Northwestern	W	70-68

— Fiesta Bowl Classic, Tucson, AZ

1987-88

(12-16; Big Ten 6-12, 7th)

Coach: Steve Yoder

N 19 ... Brandon (Canada)	E	80-56
N 28 ... at South Florida	W	58-55
D 1 ... Northern Illinois	W	87-77
D 3 ... at Eastern Illinois	L	52-59
D 5 ... Butler	W	92-80
D 8 ... at Southern Illinois	L	76-80
D 10 ... Marquette	W	66-55
D 12 ... Loyola (IL)	L	75-78
D 28 ... at UNLV #	L	65-102
D 29 ... Northern Iowa #	W	64-56
J 3 ... Washington State	W	80-65
J 7 ... Michigan State (2OT)	W	78-72
J 9 ... Ohio State	W	64-63
J 14 ... at Indiana	L	53-55
J 16 ... Illinois	L	65-80
J 21 ... at Michigan	L	54-65
J 25 ... Iowa	L	89-104
J 30 ... Northwestern	W	80-59
F 3 ... at Purdue	L	62-86
F 8 ... at Minnesota	L	62-71
F 11 ... Michigan	L	67-80
F 13 ... at Ohio State	L	53-78
F 21 ... at Illinois	L	65-85
F 24 ... Indiana	L	74-84
F 28 ... Minnesota	W	81-70
M 3 ... Purdue	L	56-84
M 5 ... at Northwestern	W	74-69
M 10 ... at Iowa	L	70-103
M 12 ... at Michigan State	W	71-69

— Rebel Classic, Las Vegas

1984-85

(14-14; Big Ten 5-13, 9th)

Coach: Steve Yoder

N 21 ... Yugoslavia (Zadar)	E	76-67
N 25 ... Morgan State	W	93-78
D 1 ... Washington State	W	61-59
D 3 ... Kentucky State	W	88-74
D 6 ... South Dakota	W	96-56
D 8 ... Central Michigan	W	74-63
D 12 ... at Nebraska	L	51-53
D 14 ... Dartmouth	W	90-70
D 22 ... at Northern Illinois #	W	83-71
D 28 ... Texas A&M \$	W	71-69
D 29 ... at New Mexico \$	W	83-74
J 5 ... at Northwestern	W	52-51
J 9 ... at Ohio State	L	88-99
J 12 ... at Indiana	L	68-90
J 17 ... Illinois	L	67-78
J 19 ... Purdue	L	68-72
J 24 ... at Minnesota	L	62-72
J 26 ... at Iowa	L	65-105
J 31 ... Michigan State	L	68-77
F 2 ... Michigan	L	81-94
F 7 ... Indiana	L	54-58
F 9 ... Ohio State	W	92-78
F 14 ... at Purdue	L	52-67
F 16 ... at Illinois	L	49-68
F 20 ... Iowa	W	54-53
F 24 ... Minnesota	W	65-61
F 28 ... at Michigan	L	68-88
M 2 ... at Michigan State	L	63-83
M 9 ... Northwestern	W	61-53

— at Metro Centre, Rockford, IL
\$ — Lobo Invitational, Albuquerque, NM

1986-87

(14-17; Big Ten 4-14, 8th)

Coach: Steve Yoder

N 11 ... Poland	E	72-74
N 28 ... Nebraska-Omaha	W	86-47
N 29 ... South Florida	W	65-51
D 1 ... at Marquette	L	71-84
D 4 ... South Carolina	W	47-45
D 6 ... at Central Michigan	L	66-80
D 8 ... at Miami (FL)	W	65-54
D 10 ... North Dakota State	W	81-76
D 11 ... at Northern Illinois #	W	95-63
D 22 ... Eastern Illinois	W	72-68
D 23 ... Kentucky State	W	87-59
D 27 ... at Hawaii \$	W	82-77
D 29 ... California \$	W	66-63
D 30 ... Pittsburgh \$	L	82-98
J 3 ... at Minnesota	L	67-69
J 5 ... at Iowa	L	63-78
J 8 ... Illinois	L	66-68
J 10 ... Purdue	L	48-57
J 15 ... at Indiana	L	65-103
J 17 ... at Ohio State	L	66-81
J 22 ... Michigan State	L	78-81
J 24 ... Michigan	L	78-84
J 31 ... at Northwestern	W	62-57
F 5 ... at Purdue	L	62-70
F 7 ... at Illinois	L	74-99
F 12 ... Ohio State	L	69-83
F 16 ... Indiana (3OT)	L	85-86
F 18 ... at Michigan	L	64-77
F 21 ... at Michigan State	W	65-63
M 1 ... Northwestern	W	76-59
M 5 ... Minnesota	W	69-52
M 8 ... Iowa	L	71-81

— at Metro Centre, Rockford, IL
\$ — Rainbow Classic, Honolulu

1988-89

(18-12; Big Ten 8-10, 6th-tie)

Coach: Steve Yoder
National Invitation Tournament

N 16 ... Victoria All-Stars	E	84-62
N 26 ... Oregon	W	74-47
N 28 ... Ferris State	W	98-61
D 2 ... Maine #	W	89-72
D 3 ... at Marquette #	W	70-55
D 5 ... Eastern Illinois	W	52-44
D 7 ... at Loyola (IL)	L	76-90
D 10 ... at Butler	W	63-53
D 14 ... Denver	W	89-34
D 30 ... Eastern Michigan	W	84-69
J 4 ... Minnesota	W	75-67
J 7 ... at Ohio State	L	70-73
J 12 ... at Illinois	L	80-103
J 14 ... Purdue	L	62-68
J 19 ... Indiana (OT)	L	58-61
J 21 ... Michigan	W	71-68
J 26 ... at Iowa	L	70-78
J 28 ... at Northwestern	W	59-58
F 2 ... Michigan State (OT)	W	69-64
F 8 ... at Minnesota	L	58-59
F 11 ... Iowa	W	65-54
F 15 ... Northwestern	W	72-60
F 18 ... Illinois	W	72-52
F 22 ... Marquette	W	61-50
F 25 ... at Michigan	L	70-92
M 2 ... at Purdue	L	60-65
M 4 ... Ohio State	W	77-65
M 9 ... at Indiana	L	64-75
M 11 ... at Michigan State	L	61-70
M 15 ... New Orleans \$	W	63-61
M 20 ... St. Louis \$	L	68-73

— First Bank Classic, Milwaukee
\$ — NIT, Madison

1989-90

(14-17; Big Ten 4-14, 8th-tie)

Coach: Steve Yoder

N 19 ... Brazil E	86-74
N 24 ... Eastern Michigan # L	52-71
N 25 ... Western Kentucky # W	73-62
N 26 ... Bradley # W	63-57
N 28 ... North Dakota State W	81-55
D 1 ... Gonzaga \$ W	63-58
D 2 ... at Marquette \$ (OT) W	63-58
D 4 ... at Washington State L	52-55
D 7 ... Western Illinois W	69-42
D 9 ... Butler W	75-59
D 15 ... Rollins W	68-46
D 28 ... Georgia % L	64-65
D 29 ... Manhattan % W	63-48
J 4 ... at Illinois L	59-73
J 6 ... Michigan State L	61-64
J 11 ... Iowa (OT) W	73-69
J 13 ... at Ohio State L	53-68
J 17 ... Purdue L	54-56
J 22 ... Minnesota W	77-75
J 25 ... Illinois L	63-66
J 27 ... at Northwestern L	85-87
F 1 ... at Indiana L	61-85
F 3 ... Michigan L	63-77
F 8 ... at Michigan State L	57-60
F 10 ... at Iowa W	80-71
F 15 ... Ohio State L	58-68
F 17 ... at Purdue L	55-62
F 19 ... Marquette W	82-65
F 22 ... at Minnesota L	67-68
M 1 ... Northwestern W	65-50
M 3 ... Indiana L	68-70
M 8 ... at Michigan L	64-94
# — San Juan Shootout, San Juan, PR		
\$ — First Bank Classic, Milwaukee		
% — Tribune Classic, Tempe, AZ		

1990-91

(15-15; Big Ten 8-10, 7th)

Coach: Steve Yoder

National Invitation Tournament

N 8 ... Ukraine Nationals E	91-74
N 18 ... Marathon Oil E	94-77
N 24 ... at Oregon (OT) W	72-70
N 29 ... San Francisco State W	72-53
D 1 ... at So. Methodist W	65-49
D 4 ... at Marquette L	58-69
D 8 ... Southern Indiana L	66-78
D 11 ... Nebraska L	63-75
D 15 ... at Butler (2OT) L	88-94
D 22 ... Texas-Arlington W	105-74
D 31 ... Tennessee Tech W	71-65
J 5 ... Portland W	74-50
J 7 ... Minnesota W	72-62
J 10 ... at Michigan State L	50-65
J 12 ... at Ohio State L	60-92
J 17 ... Iowa W	91-79
J 19 ... Michigan (OT) L	68-69
J 24 ... at Northwestern W	74-57
J 26 ... Purdue W	66-44
J 30 ... at Indiana L	57-73
F 2 ... at Illinois L	62-70
F 9 ... Michigan State (2OT) W	84-78
F 14 ... Ohio State L	71-73
F 16 ... at Iowa W	56-55
F 21 ... at Michigan L	62-65
F 24 ... Northwestern W	79-76
F 28 ... at Purdue L	62-69
M 2 ... Indiana L	61-74
M 6 ... Illinois W	85-77
M 9 ... at Minnesota L	70-80
M 13 ... Bowling Green # (OT) W	87-79
M 18 ... Stanford # L	72-80
# — NIT, Madison		

1991-92

(13-18; Big Ten 4-14, 9th)

Coach: Steve Yoder

N 7 ... Athletes in Action E	103-95
N 17 ... Brazil Ripasa E	64-62
N 23 ... Loyola (IL) W	89-67
N 25 ... SE Missouri St. (OT) W	82-71
N 30 ... at Portland W	96-87
D 3 ... So. Methodist L	64-66
D 5 ... C. Connecticut State W	80-54
D 7 ... Coastal Carolina W	91-57
D 11 ... at Nebraska L	67-86
D 13 ... Sam Houston State W	98-75
D 21 ... Howard W	64-57
D 27 ... Washington State # L	51-73
D 29 ... Navy # W	93-58
D 30 ... Fresno State # L	68-71
J 4 ... Marquette W	81-63
J 8 ... Northwestern W	69-67
J 11 ... Indiana L	63-79
J 15 ... Minnesota L	48-49
J 22 ... at Illinois L	67-74
J 25 ... at Michigan L	83-98
J 29 ... at Iowa L	66-73
F 2 ... Purdue W	79-69
F 5 ... at Ohio State L	72-86
F 8 ... Michigan State L	64-79
F 12 ... at Michigan State L	61-76
F 15 ... Ohio State L	63-67
F 20 ... Illinois W	92-78
F 26 ... Michigan W	96-78
F 29 ... at Purdue L	51-61
M 4 ... at Minnesota L	57-76
M 7 ... Iowa L	65-70
M 12 ... at Indiana L	41-66
M 14 ... at Northwestern L	65-76
# — at Rainbow Classic, Honolulu		

1992-93

(14-14; Big Ten 7-11, 8th-tie)

Coach: Stu Jackson

National Invitation Tournament


N 17 ... Russian Nationals E	81-87
N 22 ... Marathon Oil E	98-91
D 1 ... at Loyola (IL) L	66-68
D 5 ... UW-Green Bay W	70-65
D 8 ... Bethune-Cookman W	75-50
D 12 ... UW-Milwaukee L	72-77
D 14 ... Charleston Southern W	101-72
D 23 ... Detroit Mercy W	108-86
D 29 ... Alcorn State W	110-81
D 31 ... Fairfield W	76-55
J 2 ... at Marquette W	77-67
J 9 ... Michigan L	73-98
J 13 ... at Purdue L	60-76
J 16 ... Minnesota W	79-70
J 20 ... Ohio State W	76-67
J 23 ... at Michigan State W	67-66
J 27 ... at Illinois L	72-80
J 30 ... at Penn State W	75-68
F 3 ... Northwestern W	101-87
F 10 ... at Michigan L	66-85
F 13 ... Purdue (2OT) L	87-90
F 18 ... at Minnesota L	71-85
F 20 ... at Ohio State L	70-80
F 24 ... Michigan State W	65-62
F 28 ... Illinois W	74-66
M 3 ... Penn State L	58-62
M 6 ... at Northwestern L	89-100
M 10 ... at Iowa L	65-91
M 14 ... Indiana L	80-87
M 17 ... Rice # L	73-77
# — NIT, Madison		



YEAR-BY-YEAR RESULTS




James Elsom



Emmett Angell



Haskell Noyes




Walter Meanwell




Guy Lowman

Year	Overall			Big Ten				Home	Away	Neut.	Head Coach
	W	L	Pct.	W	L	Pct.	Pl.				
1899	0	3	.000	—	—	—	—	0-0	0-3	0-0	James Elsom
1900	1	1	.500	—	—	—	—	0-0	1-1	0-0	James Elsom
1901	1	1	.500	—	—	—	—	0-0	1-1	0-0	James Elsom
1902	7	3	.700	—	—	—	—	0-0	7-2	0-1	James Elsom
1903	5	2	.714	—	—	—	—	0-0	5-2	0-0	James Elsom
1904	11	4	.733	—	—	—	—	2-0	9-4	0-0	James Elsom
1905	10	8	.556	—	—	—	—	1-0	9-8	0-0	Emmett Angell
1906	12	2	.857	6	2	.750	2	6-0	6-2	0-0	Emmett Angell
1907	11	3	.786	6	2	.750	1t	7-1	4-2	0-0	Emmett Angell
1908	10	2	.833	7	1	.875	1t	7-1	3-1	0-0	Emmett Angell
1909	8	4	.667	5	4	.556	3	7-1	1-3	0-0	Haskell Noyes
1910	9	5	.643	7	5	.583	3	8-0	1-5	0-0	Haskell Noyes
1911	9	6	.600	6	6	.500	5	8-1	1-5	0-0	Haskell Noyes
1912	15	0	1.000	12	0	1.000	1	8-0	7-0	0-0	Walter Meanwell
1913	14	1	.933	11	1	.917	1	9-0	5-1	0-0	Walter Meanwell
1914	15	0	1.000	12	0	1.000	1	9-0	6-0	0-0	Walter Meanwell
1915	13	4	.765	8	4	.667	3	9-2	4-2	0-0	Walter Meanwell
1916	20	1	.952	11	1	.917	1	10-0	10-1	0-0	Walter Meanwell
1917	15	3	.833	9	3	.750	4	9-1	6-2	0-0	Walter Meanwell
1918	14	3	.824	9	3	.750	1	9-1	5-2	0-0	Guy Lowman
1919	5	11	.313	3	9	.250	10	1-6	4-5	0-0	Guy Lowman
1920	15	5	.750	7	5	.583	5	9-1	6-4	0-0	Guy Lowman
1921	13	4	.765	8	4	.667	1t	9-0	4-4	0-0	Walter Meanwell
1922	14	5	.737	8	4	.667	2t	8-3	6-2	0-0	Walter Meanwell
1923	12	3	.800	11	1	.917	1t	7-2	5-1	0-0	Walter Meanwell
1924*	11	5	.688	8	4	.667	1t	8-1	3-4	0-0	Walter Meanwell
1925	6	11	.353	3	9	.250	9	5-6	1-5	0-0	Walter Meanwell
1926	8	9	.471	4	8	.333	8t	6-4	2-5	0-0	Walter Meanwell
1927	10	7	.588	7	5	.583	4t	6-3	3-4	1-0	Walter Meanwell
1928	13	4	.765	9	3	.750	3t	9-2	4-2	0-0	Walter Meanwell
1929	15	2	.882	10	2	.833	1t	9-1	5-1	1-0	Walter Meanwell
1930	15	2	.882	8	2	.800	2	12-0	3-2	0-0	Walter Meanwell
1931	8	9	.471	4	8	.333	7t	7-3	1-6	0-0	Walter Meanwell
1932	8	10	.400	3	9	.250	8t	7-4	1-6	0-0	Walter Meanwell
1933	7	13	.350	4	8	.333	8	4-6	3-7	0-0	Walter Meanwell
1934	14	6	.700	8	4	.667	2t	10-2	4-4	0-0	Walter Meanwell
1935	15	5	.750	9	3	.750	1t	11-2	4-3	0-0	Harold Foster
1936	11	9	.550	4	8	.333	8	9-3	2-6	0-0	Harold Foster
1937	8	12	.400	3	9	.250	8t	7-4	1-8	0-0	Harold Foster
1938	10	10	.500	5	7	.417	7	8-3	2-7	0-0	Harold Foster
1939	10	10	.500	4	8	.333	7	8-3	2-7	0-0	Harold Foster
1940	5	15	.250	3	9	.250	9	4-6	1-8	0-1	Harold Foster
1941	20	3	.870	11	1	.917	1	11-1	6-2	3-0	Harold Foster
1942	14	7	.667	10	5	.667	2t	9-2	5-4	0-1	Harold Foster
1943	12	9	.571	6	6	.500	4t	7-4	4-5	1-0	Harold Foster
1944	12	9	.571	9	3	.750	2t	5-5	6-4	1-0	Harold Foster
1945	10	11	.476	4	8	.333	6t	6-5	3-6	1-0	Harold Foster
1946	4	17	.190	1	11	.083	9	4-7	0-10	0-0	Harold Foster
1947	16	6	.727	9	3	.750	1	9-2	6-4	1-0	Harold Foster
1948	12	8	.600	7	5	.583	3t	9-1	3-7	0-0	Harold Foster
1949	12	10	.545	5	7	.417	7	9-3	3-7	0-0	Harold Foster


Year	Overall			Big Ten				Home	Away	Neut.	Head Coach
	W	L	Pct.	W	L	Pct.	Pl.				
1950	17	5	.773	9	3	.750	2	10-1	6-4	1-0	Harold Foster
1951	10	12	.455	7	7	.500	4t	6-5	4-7	0-0	Harold Foster
1952	10	12	.455	5	9	.357	7	6-5	3-6	1-1	Harold Foster
1953	13	9	.591	10	8	.556	5	9-2	4-6	0-1	Harold Foster
1954	12	10	.545	6	8	.429	5t	7-4	5-6	0-0	Harold Foster
1955	10	12	.455	5	9	.357	6t	6-5	4-7	0-0	Harold Foster
1956	6	16	.273	4	10	.286	8t	3-8	3-8	0-0	Harold Foster
1957	5	17	.227	3	11	.214	9	4-7	1-10	0-0	Harold Foster
1958	8	14	.364	3	11	.214	10	5-6	3-7	0-1	Harold Foster
1959	3	19	.136	1	13	.071	10	3-8	0-10	0-1	Harold Foster
<hr/>											
1960	8	16	.333	4	10	.286	9	5-7	2-9	1-0	John Erickson
1961	7	17	.292	4	10	.286	8	6-4	1-11	0-2	John Erickson
1962	17	7	.708	10	4	.714	2	10-3	5-3	2-1	John Erickson
1963	14	10	.583	7	7	.500	6	8-5	5-5	1-0	John Erickson
1964	8	16	.333	2	12	.143	10	5-6	1-9	2-1	John Erickson
1965	9	13	.409	4	10	.286	8	5-5	3-7	1-1	John Erickson
1966	11	13	.458	6	8	.429	7	9-3	2-8	0-2	John Erickson
1967	13	11	.542	8	8	.500	4	7-4	2-6	4-1	John Erickson
1968	13	11	.542	7	7	.500	5	9-2	3-7	1-2	John Erickson
1969	11	13	.458	5	9	.357	8t	8-3	1-10	2-0	John Powless
<hr/>											
1970	10	14	.417	5	9	.357	6t	6-6	3-8	1-0	John Powless
1971	9	15	.375	4	10	.286	7t	7-5	1-10	1-0	John Powless
1972	13	11	.542	6	8	.429	5t	9-3	3-7	1-1	John Powless
1973	11	13	.458	5	9	.357	9	8-3	2-10	1-0	John Powless
1974	16	8	.667	8	6	.571	4t	11-2	4-6	1-0	John Powless
1975	8	18	.308	5	13	.278	8	8-7	0-9	0-2	John Powless
1976	10	16	.385	4	14	.222	9	7-7	2-9	1-0	John Powless
1977	11	16	.407	7	11	.389	7t	8-5	2-11	1-0	Bill Cofield
1978	8	19	.296	4	14	.222	9t	7-7	1-12	0-0	Bill Cofield
1979	12	15	.444	6	12	.333	8t	9-5	3-9	0-1	Bill Cofield
<hr/>											
1980	15	14	.517	7	11	.389	8	11-4	2-9	2-1	Bill Cofield
1981	11	16	.407	5	13	.278	9	9-6	2-9	0-1	Bill Cofield
1982	6	21	.222	3	15	.167	10	4-9	2-9	0-3	Bill Cofield
1983	8	20	.286	3	15	.167	10	7-8	0-11	1-1	Steve Yoder
1984	8	20	.286	4	14	.222	10	6-7	1-12	1-1	Steve Yoder
1985	14	14	.500	5	13	.278	9	10-5	2-9	2-0	Steve Yoder
1986	12	16	.429	4	14	.222	9	8-7	4-7	0-2	Steve Yoder
1987	14	17	.452	4	14	.222	8	8-7	4-9	2-1	Steve Yoder
1988	12	16	.429	6	12	.333	7	5-6	3-10	4-0	Steve Yoder
1989	18	12	.600	8	10	.444	6t	14-3	3-9	1-0	Steve Yoder
<hr/>											
1990	14	17	.452	4	14	.222	8t	8-6	2-9	4-2	Steve Yoder
1991	15	15	.500	8	10	.444	7	11-6	4-9	0-0	Steve Yoder
1992	13	18	.419	4	14	.222	9	11-6	1-10	1-2	Steve Yoder
1993	14	14	.500	7	11	.389	8t	11-6	3-8	0-0	Stu Jackson




Harold Foster



John Erickson



John Powless



Bill Cofield



Steve Yoder

* 1924 season includes one tie game

COACHING RECORDS

Coach	Seasons	Years	Overall			Big Ten		
			W	L	Pct.	W	L	Pct.
James Elsom	1899-1904	6	25	14	.641	—	—	—
Emmett Angell	1905-08	4	43	15	.741	19	6	.760
Haskell Noyes	1909-11	3	26	15	.634	18	15	.545
Walter Meanwell *	1912-17; 21-34	20	246	99	.712	158	80	.660
Guy Lowman	1918-20	3	34	19	.642	19	17	.528
Harold Foster	1935-59	25	265	267	.498	143	182	.440
John Erickson	1960-68	9	100	114	.467	52	74	.413
John Powless	1969-76	8	88	108	.449	42	78	.350
Bill Cofield	1977-82	6	63	101	.384	32	76	.296
Steve Yoder	1983-92	10	128	165	.437	50	130	.278
Stu Jackson	1993-	1	14	14	.500	7	11	.389
Totals		95	1032	931	.526	540	669	.447

* Includes one tie game

ASSISTANT COACHES

1940-41	Fritz Wegner	1956-57	Fritz Wegner	1972-73	Dave VanderMeulen	1985-86	Rick Bowen
1941-42	Fritz Wegner		Silas Johnson		Ted Voigt		Brad McNulty
1942-43	Fritz Wegner		Tom Ward	1973-74	Dave VanderMeulen		Ray McCallum
	Robert Alwin	1957-58	Fritz Wegner		Ted Voigt	1986-87	Brad McNulty
1943-44	Fritz Wegner		Al Hovland	1974-75	Dave VanderMeulen		Ray McCallum
1944-45	Fritz Wegner	1958-59	Fritz Wegner		Lamont Weaver		Chris Benetti
1945-46	Fritz Wegner		John Erickson	1975-76	Dave VanderMeulen	1987-88	Brad McNulty
	Andy Smith	1959-60	John Orr		Lamont Weaver		Ray McCallum
1946-47	Fritz Wegner		Ron Nord	1976-77	Bo Ryan		Rod Zentner
	Ted Deppe	1960-61	John Orr		Larry Reed	1988-89	Brad McNulty
1947-48	Fritz Wegner		Ron Nord		Todd Landrum		Ray McCallum
	Art Rizzi	1961-62	John Orr	1977-78	Bo Ryan		Rod Zentner
	Kurt Grimm		Ron Nord		Larry Reed	1989-90	Ray McCallum
	Bob Weigandt	1962-63	John Orr		Todd Landrum		John Williams
1948-49	Fritz Wegner	1963-64	Dave Brown	1978-79	Bo Ryan		Chuck Schramm
	Ray Patterson		John Powless		Larry Reed	1990-91	Ray McCallum
1949-50	Fritz Wegner	1964-65	Dave Brown		Todd Landrum		John Williams
	Bruce Fossum		John Powless	1979-80	Bo Ryan		Chuck Schramm
1950-51	Fritz Wegner	1965-66	Dave Brown		Larry Reed	1991-92	Ray McCallum
	Walt Lautenbach		John Powless		Todd Landrum		John Williams
1951-52	Fritz Wegner	1966-67	Dave Brown	1980-81	Bo Ryan		Chuck Schramm
	Art Rizzi		John Powless		Ken Johnson	1992-93	Ray McCallum
1952-53	Fritz Wegner	1967-68	Dave Brown		Don Gosz		Stan Van Gundy
	Art Rizzi		John Powless		Ken Johnson		Sean Miller
1953-54	Fritz Wegner	1968-69	Dave Brown		Don Gosz	1993-94	Stan Van Gundy
	Art Rizzi		Bud Foster	1982-83	Rick Bowen		Bob Beyer
1954-55	Fritz Wegner		Milt Bruhn		Brad McNulty		Tim Buckley
	Ab Nicholas	1969-70	Dave Brown		Bo Ryan		
	Bob Cook		Dave VanderMeulen	1983-84	Rick Bowen		
1955-56	Fritz Wegner	1970-71	Dave Brown		Brad McNulty		
	Paul Morrow		Dave VanderMeulen		Bo Ryan		
	Silas Johnson	1971-72	Dave VanderMeulen	1984-85	Rick Bowen		
			Ted Voigt		Brad McNulty		
					Ray McCallum		

SERIES RECORDS

Opponent	UW Record		
Air Force	2-0	Fairfield	1-0
Alabama	0-2	Ferris State	1-0
Alcorn State	1-0	Florida	1-1
Alumni	1-0	Florida A&M	1-0
Arizona	1-1	Florida State	1-0
Arkansas State	1-0	Florida Tech	1-0
Armour Institute	2-0	Fordham	1-0
Army	1-0	Franklin College	2-3
Ball State	4-1	Fresno State	0-1
Beloit	16-0	Georgetown	0-1
Bethune-Cookman	1-0	George Washington	0-1
Boston College	3-2	Georgia	0-2
Bowling Green State	2-1	Georgia Tech	1-0
Bradley	2-2	Gonzaga	2-0
Brigham Young	1-0	Grambling	0-0
Brown	1-0	Great Lakes	2-11
Buckland Guards	0-1	Grinnell	3-0
Butler	17-12	Hamline	2-0
California	2-5	Hardin-Simmons	1-0
California-Davis	1-0	Harvard	1-0
Cal. State-Los Angeles	1-0	Hawaii	1-0
Camp Grant	2-1	Highland Park	1-0
Canisius	1-1	Houston	1-1
Carleton	5-1	Howard	1-0
Carroll	5-0	Illinois	57-93
Charleston Southern	1-0	Illinois-Chicago	0-1
City College of New York	0-1	Indiana	46-80
Central Connecticut State	1-0	Indiana State	0-1
Central Michigan	3-2	Institute AC	0-1
Chicago	47-20	Iowa	55-66
Chicago YMCA	0-1	Iowa Pre-Flight	1-0
Cincinnati	0-5	Iowa State	3-5
Cleveland State	1-0	Kansas	1-3
Coastal Carolina	1-0	Kansas State	2-2
Coe	1-0	Kent	1-0
Columbia	0-2	Kentucky	1-2
Co. C, Hudson	1-0	Kentucky State	3-0
Co. E, Fond du Lac	1-1	Knox	3-0
Co. E, New York	0-1	La Crosse YMCA	1-0
Co. F, Oconto	1-0	Lake Forest	1-0
Co. F, Portage	2-0	Lawrence	9-1
Co. G, Appleton	1-0	Lewis Institute	1-0
Co. G, Madison	1-0	Lombard	3-0
Co. G, Sparta	1-0	Long Island	1-0
Creighton	1-0	Louisiana State	3-0
Dartmouth	3-1	Louisville	0-1
Davidson	0-1	Loyola (IL)	9-7
Dayton	1-0	Loyola (LA)	4-0
Denver	2-0	Loyola Marymount	0-0
DePaul	1-6	Maine	1-0
DePauw *	10-0	Manhattan	1-0
DePauw Pre-Flight	1-0	Manitowoc	1-0
Detroit Mercy	2-0	Marquette	53-46
Dubuque YMCA	1-0	Marshall	0-1
Duluth YMCA	1-0	Maryland	2-0
Duquesne	0-1	Menasha	1-0
East Texas State	1-0	Miami (FL)	2-0
Eastern Illinois	3-1	Miami (OH)	1-0
Eastern Michigan	2-1	Michigan	46-75
East Tennessee State	1-0	Michigan State	45-46
		Michigan Tech	2-0
		Milliken	1-0
		Milton	1-0
		Milwaukee AC	1-1
		Milwaukee West HS	1-0
		Minnesota	69-89
		Mississippi Valley State	0-0
		Missouri	6-3
		Monmouth	1-0
		Montana	1-0
		Morgan State	2-0
		Navy	2-0
		Nebraska	5-10
		Nebraska-Omaha	1-0
		Nebraska Wesleyan	2-0
		Nevada	2-0
		Nevada-Las Vegas	0-1
		New Mexico	2-0
		New Orleans	1-0
		North Carolina-Charlotte	1-0
		North Central (IL)	2-0
		North Dakota	4-0
		North Dakota State	5-1
		Northern Illinois	9-1
		Northern Iowa	3-1
		Northern Michigan	2-0
		Northwestern	85-52
		Northwestern Coll. (WI)	1-0
		Notre Dame	10-17
		Oberlin	0-1
		Ohio	5-2
		Ohio State	48-70
		Oklahoma	2-3
		Oklahoma City	1-0
		Oklahoma State	0-1
		Oral Roberts	0-2
		Oregon	3-2
		Oregon State	1-2
		Oshkosh YMCA	1-0
		Pacific	1-0
		Parsons	1-0
		Pennsylvania	4-0
		Penn State	1-1
		Pittsburgh	10-5
		Portland	2-1
		Princeton	2-2
		Providence	1-1
		Purdue	50-88
		Rochester	1-0
		Rice	1-2
		Ripon	19-1
		Rollins	2-0
		Rutgers	1-0
		St. John's (NY)	2-0
		St. Louis	2-2
		St. Mary's (CA)	1-1
		Sam Houston State	1-0
		San Francisco State	2-0
		San Jose State	1-0
		Sharon AC	1-0
		Sheboygan	2-0
		Sheboygan YMCA	1-0
		Sioux City YMCA	0-1
		South Carolina	3-0
		South Dakota	5-1
		South Dakota State	2-0
		South Florida	2-0
		Southeast Missouri State	1-0
		Southern California	1-2
		Southern Illinois	1-3
		SIU-Edwardsville	1-0
		Southern Indiana	0-1
		Southern Methodist	4-3
		Stanford	2-5
		Sun Prairie	1-0
		Syracuse	1-0
		Temple	0-1
		Tennessee	0-1
		Tennessee Tech	1-0
		Texas	1-0
		Texas A&M	1-0
		Texas-Arlington	1-0
		Texas-El Paso	1-0
		Texas Southern	1-0
		Texas Tech	0-0
		Toledo	1-1
		Tulane	1-3
		Truax Field	1-0
		Two Rivers AC	0-1
		UCLA	2-3
		Utah	1-1
		Utah State	1-0
		Virginia	0-1
		Wabash	3-0
		Washburn	1-0
		Washington	0-3
		Wash. Continentals	0-1
		Washington State	4-4
		Washington (MO)	4-0
		Wausau YMCA	1-0
		Wayland Academy	2-0
		West Virginia	2-1
		Western Illinois	1-0
		Western Kentucky	1-0
		Western Michigan	1-0
		Western Ontario	1-0
		UW-Green Bay	3-0
		UW-La Crosse	3-0
		UW-Milwaukee	9-1
		UW-Milwaukee Alumni	2-2
		UW-Milwaukee "M" Club	2-0
		UW-Oshkosh	2-0
		UW-River Falls	2-0
		UW-Stevens Point	1-1
		UW-Stout	1-0
		UW-Superior	1-0
		Wyoming	0-1
		Xavier (OH)	1-0
		Yale	3-1

* Includes one tie game
1993-94 opponents in bold

SCORES vs. 1994 OPPONENTS


Eastern Michigan (2-1)

1980 H W 69-57
 1989 H W 84-69
 1990 PR L 52-71

PR - San Juan, Puerto Rico

Illinois (57-93)

1906 A W 36-32
 1906 H W (F) 1-0
 1907 A W 22-16
 1907 H W 47-13
 1908 A W 28-20
 1908 H W 27-14
 1909 A L 19-28
 1909 H W 20-10
 1910 H W 28-16
 1910 A L 14-34
 1911 H W 20-17
 1911 A L 18-21
 1912 H W 27-10
 1912 A W 23-15
 1913 A W 16-15
 1913 H W 18-13
 1914 A W 26-25
 1914 H W 29-16
 1915 A L 19-39
 1915 H L 17-19
 1916 A L 20-27
 1916 H W 34-14
 1917 H W 25-14
 1917 A L 17-20
 1918 A W 22-21
 1918 H W 23-15
 1919 H L 15-25
 1919 A L 14-16
 1920 A L 20-43
 1920 H W 33-29
 1921 H W 23-18
 1921 A L 9-17
 1922 H W 25-23
 1922 A L 35-37
 1924 H W 13-12
 1924 A L 20-31
 1925 A L 25-35
 1925 H W 24-9
 1927 A L 28-32
 1927 H W 39-13
 1928 H L 33-34
 1928 A W 32-22
 1930 H W 14-9
 1930 H W 23-17
 1931 A W 12-9
 1931 H W 30-20
 1933 A L 25-38
 1933 H L 15-29
 1934 A L 17-20
 1934 H W 28-22
 1936 H L 27-29
 1936 A L 20-36
 1937 H L 28-31
 1937 A L 31-48
 1939 H L 34-37
 1940 A L 35-37
 1941 H W 46-30
 1942 H L 40-55
 1942 A L 43-45
 1943 H L 40-52
 1943 A L 26-50
 1944 H L + 43-45
 1944 A W 43-38
 1946 H L 31-56
 1946 A L 53-72



DAVE STLUKA

1947 H W 53-47
 1947 A L 37-63
 1948 H W 52-47
 1948 A L 36-57
 1949 A L 50-62
 1949 H L 54-61
 1950 H W 59-50
 1950 A L 58-76
 1951 H L + 69-71
 1951 A L 52-63
 1952 A L 49-53
 1952 H W 58-48
 1953 A L 61-71
 1953 H L 61-65
 1954 H L + 64-70
 1954 A L 64-66
 1955 A W 79-64
 1955 H L 71-99
 1956 A L 77-96
 1957 H L 63-79
 1958 H L 59-64
 1958 A W 71-70
 1959 H L 51-77
 1959 A L 54-93
 1960 H W 75-63

1961 A L 73-77
 1962 A W 85-81
 1962 H W 103-101
 1963 H W 84-77
 1963 A L 77-89
 1964 A L 73-97
 1964 H L 56-70
 1966 H L 70-90
 1966 A L 64-80
 1967 A L 74-87
 1967 H W 102-92
 1968 H L 60-68
 1969 A L 73-86
 1970 H L 69-74
 1970 A W 66-65
 1971 A L 82-84
 1971 H W 88-84
 1972 A L 86-91
 1972 H W 97-84
 1973 A L 74-76
 1973 H W 99-88
 1974 H W 101-75
 1975 A L 56-72
 1975 H W 76-70
 1976 A L 61-71

1976 H L 59-70
 1977 A L 72-82
 1977 H W 62-50
 1978 A L 71-74
 1978 H W 80-73
 1979 H L 74-81
 1979 A L 64-81
 1980 H L 64-69
 1980 A L 50-67
 1981 A W 54-45
 1981 H L 65-84
 1982 A L 54-88
 1982 H L 60-68
 1983 H L 54-61
 1983 A L 64-71
 1984 H L + 62-63
 1984 A L 57-81
 1985 H L 67-78
 1985 A L 49-68
 1986 A L 54-73
 1986 H L 74-82
 1987 H L 66-68
 1987 A L 74-99
 1988 H L 65-80
 1988 A L 65-85

1989 A L 80-103
 1989 H W 72-52
 1990 A L 59-73
 1990 H L 63-66
 1991 A L 62-70
 1991 H W 85-77
 1992 A L 67-74
 1992 H W 92-78
 1993 A L 72-80
 1993 H W 74-66

+ - overtime period
 (F) - forfeit

Indiana (46-80)

1910 H L 11-13
 1910 A W 33-8
 1911 H W 51-9
 1911 A L 18-21
 1912 H W 51-10
 1912 A W 32-21
 1913 A W 30-19
 1913 H W 48-10
 1914 A W 57-15
 1914 H W 46-24
 1915 A W 39-18
 1915 H W 47-15
 1917 H W 29-14
 1917 A W 18-16
 1919 H W 29-16
 1919 A L 12-22
 1923 A W 17-10
 1923 H W 35-17
 1924 A W 23-21
 1924 H W 28-27
 1926 H W 33-31
 1926 A L 20-35
 1927 H L 23-28
 1927 A L 23-31
 1929 H W 24-20
 1929 A W 27-25
 1930 A W + 23-21
 1930 H W 34-23
 1932 A L 21-33
 1932 H W 35-26
 1933 A W + 38-37
 1933 H L + 28-29
 1935 A W 30-23
 1935 H W + 37-27
 1936 H L 24-26
 1936 A L 21-54
 1938 A L 44-47
 1938 H W 34-32
 1939 A L 19-43
 1940 H L 34-40
 1941 A W 38-30
 1942 A L 34-38
 1942 H W 42-36
 1943 H L 44-51
 1943 H W 57-53
 1944 A W 62-43
 1944 A W 52-31
 1947 H W 70-49
 1948 A W 58-54
 1949 H W 58-48
 1950 A L 59-61
 1951 A L 58-68
 1952 H L 48-63
 1953 A L 48-66
 1953 H L 70-72
 1954 A L 67-70
 1954 H L 74-90
 1955 H W 77-66
 1955 A L 58-65
 1956 H L 71-75
 1956 A W 69-67
 1957 A L 68-79

1957 ... H ... L 74-85
 1958 ... H ... L 87-93
 1959 ... A ... L 71-97
 1960 ... H ... L 85-97
 1960 ... A ... L 71-91
 1961 ... H ... L 84-98
 1961 ... A ... L 69-80
 1962 ... A ... W 105-94
 1963 ... H ... W 102-96
 1964 ... H ... L ++ 80-82
 1964 ... A ... L 82-108
 1965 ... A ... L 87-100
 1965 ... H ... L 73-92
 1966 ... H ... W 79-78
 1967 ... A ... L 81-93
 1968 ... H ... W 95-83
 1968 ... A ... L 85-93
 1969 ... H ... L 63-65
 1969 ... A ... L 84-101
 1970 ... A ... L 77-89
 1971 ... H ... W + 94-87
 1972 ... A ... W + 66-64
 1972 ... H ... L + 76-84
 1973 ... H ... L 64-78
 1973 ... A ... L 55-57
 1974 ... A ... L 51-52
 1974 ... H ... L 63-81
 1975 ... H ... L 69-89
 1975 ... A ... L 58-93
 1976 ... A ... L 61-114
 1976 ... H ... L 67-96
 1977 ... H ... L 64-79
 1977 ... A ... W 66-64
 1978 ... H ... W 78-65
 1978 ... A ... L 54-58
 1979 ... A ... L 61-82
 1979 ... H ... L + 62-68
 1980 ... H ... W 52-50
 1980 ... A ... L 52-61
 1981 ... A ... L 64-89
 1981 ... H ... L 52-59
 1982 ... H ... L 56-62
 1982 ... A ... L 57-88
 1983 ... A ... L 73-83
 1983 ... H ... L 56-75
 1984 ... H ... L 67-81
 1984 ... A ... L 64-74
 1985 ... A ... L 68-90
 1985 ... H ... L 54-58
 1986 ... H ... L 69-80
 1986 ... A ... L 69-78
 1987 ... A ... L 65-103
 1987 ... H ... L + + + 85-86
 1988 ... A ... L 53-55
 1988 ... H ... L 74-84
 1989 ... H ... L + 58-61
 1989 ... A ... L 64-75
 1990 ... A ... L 61-85
 1990 ... H ... L 68-70
 1991 ... A ... L 57-73
 1991 ... H ... L 61-74
 1992 ... H ... L 63-79
 1992 ... A ... L 41-66
 1993 ... H ... L 80-87

+ - overtime period

**Iowa
(55-66)**

1909 ... H ... W 30-9
 1912 ... A ... W 38-12
 1912 ... H ... W 30-5
 1916 ... A ... W + 36-31
 1916 ... H ... W 38-19
 1918 ... A ... W 36-22
 1918 ... A ... W 34-19
 1919 ... H ... W 29-18

1919 ... A ... L 27-29
 1920 ... A ... W 35-18
 1920 ... H ... L 20-21
 1922 ... A ... W 18-15
 1922 ... H ... L 18-24
 1924 ... A ... L 19-22
 1924 ... H ... W 36-26
 1925 ... H ... W 16-15
 1925 ... A ... W 25-23
 1927 ... H ... W 24-21
 1927 ... A ... L 17-26
 1928 ... H ... W 31-21
 1928 ... H ... W 20-17
 1931 ... H ... W 24-13
 1931 ... H ... L 17-19
 1933 ... H ... W 21-19
 1933 ... A ... L 25-31
 1934 ... A ... L 26-32
 1934 ... H ... W 35-32
 1936 ... H ... W 27-21
 1936 ... A ... L 25-32
 1937 ... H ... W 29-23
 1937 ... A ... L 35-43
 1939 ... H ... W 28-24
 1940 ... A ... L 35-37
 1941 ... H ... W 49-35
 1942 ... A ... L 45-49
 1942 ... H ... W 62-45
 1945 ... A ... L 53-54
 1945 ... H ... L 38-68
 1946 ... A ... L 50-57
 1946 ... H ... L 39-44
 1947 ... A ... W 63-62
 1947 ... H ... W 60-53
 1948 ... H ... W 60-51
 1948 ... A ... L 40-62
 1949 ... A ... L 60-61
 1949 ... H ... W 70-47
 1950 ... A ... W + 66-62
 1950 ... H ... W 53-44
 1951 ... H ... L 60-73
 1952 ... A ... W 78-75
 1953 ... H ... W 75-70
 1953 ... A ... L 66-83
 1954 ... A ... L 54-71
 1955 ... H ... L 69-86
 1956 ... H ... L 74-78
 1956 ... A ... L 66-80
 1957 ... H ... L 47-70
 1957 ... A ... W 60-59
 1958 ... A ... L 61-74
 1959 ... H ... L 84-94
 1960 ... H ... L 64-71
 1960 ... A ... W 63-58
 1961 ... H ... L 68-76
 1961 ... A ... L 61-63
 1962 ... H ... W 91-79
 1962 ... A ... L 64-81
 1963 ... A ... L 56-65
 1963 ... H ... W 75-69
 1964 ... H ... W 79-61
 1965 ... A ... L 62-92
 1966 ... H ... W 69-68
 1966 ... A ... L 70-80
 1967 ... A ... W + + + 96-95
 1967 ... H ... L + 87-90
 1968 ... A ... L 61-69
 1969 ... H ... W 84-74
 1970 ... H ... L 74-92
 1970 ... A ... L 100-119
 1971 ... H ... L 91-93
 1971 ... A ... W 89-83
 1972 ... H ... W 81-80
 1973 ... A ... L 76-100
 1974 ... H ... W 113-87
 1974 ... A ... W 74-58
 1975 ... H ... W + 86-85
 1975 ... A ... L 68-75
 1976 ... H ... L 71-81
 1976 ... A ... L 82-96

1977 ... A ... L 73-90
 1977 ... H ... L + + 93-94
 1978 ... A ... L 73-88
 1978 ... H ... W 82-72
 1979 ... H ... L 64-70
 1979 ... A ... L 65-79
 1980 ... A ... L 65-66
 1980 ... H ... W 62-58
 1981 ... H ... L 66-76
 1981 ... A ... L 75-96
 1982 ... H ... L 62-78
 1982 ... A ... L 55-79
 1983 ... H ... W 65-62
 1983 ... A ... L 63-93
 1984 ... A ... L 62-75
 1984 ... H ... L 55-63
 1985 ... A ... L 65-105
 1985 ... H ... W 54-53
 1986 ... H ... W 69-63
 1986 ... A ... L 48-101
 1987 ... A ... L 63-78
 1987 ... H ... L 71-81
 1988 ... H ... L 89-104
 1988 ... A ... L 70-103
 1989 ... A ... L 70-78
 1989 ... H ... W 65-54
 1990 ... H ... W + 73-69
 1990 ... A ... W 80-71
 1991 ... H ... W 91-79
 1991 ... A ... W 56-55
 1992 ... A ... L 66-73
 1992 ... H ... L 65-70
 1993 ... A ... L 65-91

+ - overtime period

**Marquette
(53-46)**

1918 ... H ... W 15-14
 1921 ... A ... L 23-18
 1923 ... H ... L 8-9
 1924 ... A ... W 27-7
 1926 ... A ... W 42-26
 1927 ... A ... W 29-26
 1930 ... H ... W 29-15
 1930 ... A ... W 29-22
 1931 ... A ... L 14-16
 1932 ... A ... L 23-26
 1932 ... H ... W 18-16
 1933 ... H ... L 16-18
 1933 ... A ... L 16-22
 1934 ... H ... W 32-30
 1934 ... A ... L 26-28
 1935 ... H ... W 29-20
 1935 ... A ... L 25-33
 1936 ... H ... W 35-22
 1936 ... A ... W 46-21
 1937 ... H ... W 29-21
 1937 ... A ... W 35-29
 1938 ... H ... L 21-32
 1938 ... A ... L 32-38
 1939 ... H ... W 27-26
 1939 ... A ... L 27-46
 1940 ... H ... W 46-39
 1940 ... A ... L 28-41
 1941 ... H ... W 38-32
 1941 ... A ... L 21-40
 1942 ... H ... W 35-34
 1942 ... A ... W 36-25
 1943 ... H ... W 45-36
 1943 ... A ... W 50-38
 1944 ... H ... L 43-51
 1944 ... A ... W 40-37
 1945 ... H ... W 45-40
 1945 ... A ... W 46-39
 1946 ... H ... W 42-32
 1946 ... A ... L 41-62

1947 ... H ... W 65-51
 1947 ... A ... L 47-55
 1948 ... H ... W 57-50
 1948 ... A ... W 67-60
 1949 ... H ... W + 67-63
 1949 ... A ... W 60-34
 1950 ... H ... W 63-48
 1950 ... A ... W 62-45
 1951 ... H ... W 49-42
 1951 ... A ... L 58-61
 1952 ... H ... W 48-46
 1952 ... A ... L 47-51
 1953 ... H ... W 76-55
 1954 ... A ... W 64-56
 1959 ... H ... L 47-76
 1960 ... A ... L 66-84
 1961 ... H ... W 55-51
 1962 ... A ... L 75-92
 1963 ... H ... W 76-58
 1963 ... A ... W 70-56
 1964 ... A ... W 72-68
 1965 ... A ... L 61-62
 1965 ... H ... L 58-59
 1966 ... A ... W 73-72
 1967 ... H ... L 60-66
 1968 ... A ... W 70-62
 1968 ... A ... L 56-71
 1969 ... A ... L 56-59
 1969 ... H ... W 56-50
 1970 ... A ... L 43-64
 1970 ... A ... L 51-60
 1971 ... A ... L 69-72
 1971 ... H ... L 75-89
 1972 ... A ... L 60-72
 1973 ... A ... L + + 73-75
 1973 ... H ... L 58-64
 1974 ... A ... L + 48-49
 1974 ... A ... L 58-59
 1975 ... H ... L 63-69
 1976 ... A ... L 54-78
 1976 ... A ... L 66-82
 1977 ... A ... L 57-64
 1977 ... H ... L 58-73
 1978 ... A ... L 64-75
 1979 ... H ... W 65-52
 1980 ... A ... W 57-56
 1981 ... H ... L 53-64
 1982 ... A ... L 64-94
 1983 ... H ... L 62-68
 1984 ... A ... L 59-74
 1986 ... H ... W 75-74
 1987 ... A ... L 71-84
 1988 ... H ... W 66-55
 1989 ... A ... W 70-55
 1989 ... H ... W 61-50
 1990 ... A ... W + 63-58
 1990 ... H ... W 82-65
 1991 ... A ... L 58-69
 1992 ... H ... W 81-63
 1993 ... A ... W 77-67

+ - overtime period

**Michigan
(46-75)**

1920 ... H ... W 40-13
 1920 ... A ... L 20-23
 1921 ... H ... W 27-24
 1921 ... A ... W 25-17
 1922 ... H ... W + 18-16
 1922 ... A ... L 17-18
 1923 ... A ... W 18-15
 1923 ... H ... W 16-11
 1925 ... A ... L 12-14
 1925 ... H ... L 16-27
 1926 ... A ... L 13-22
 1926 ... H ... L + 23-24

1928 ... H ... W 26-22
 1928 ... A ... L 19-42
 1929 ... H ... L 23-31
 1929 ... A ... L 22-37
 1931 ... A ... L 17-23
 1931 ... H ... L 15-26
 1932 ... H ... L 18-24
 1932 ... A ... L 13-33
 1934 ... H ... W 34-23
 1934 ... A ... W 32-26
 1935 ... A ... W 34-20
 1935 ... H ... W 33-19
 1937 ... A ... L 31-43
 1937 ... H ... L 27-41
 1938 ... A ... W 39-30
 1938 ... A ... L 29-58
 1939 ... A ... W 42-39
 1940 ... H ... L 39-44
 1941 ... A ... W 40-30
 1942 ... H ... W 58-36
 1943 ... A ... L 34-38
 1943 ... A ... W 55-34
 1944 ... H ... W 50-41
 1944 ... H ... W 42-31
 1945 ... A ... W 55-44
 1945 ... H ... L 39-50
 1946 ... H ... W 58-57
 1946 ... A ... L 56-66
 1947 ... A ... W 52-51
 1948 ... H ... L 39-43
 1949 ... A ... L 38-40
 1950 ... H ... W 53-41
 1951 ... A ... W 61-52
 1951 ... H ... L 50-52
 1952 ... A ... L 55-56
 1952 ... H ... W 69-53
 1953 ... H ... W 75-63
 1953 ... H ... W 74-52
 1954 ... H ... W 77-56
 1955 ... A ... L 63-90
 1956 ... H ... W 69-58
 1956 ... A ... L 68-78
 1957 ... A ... L 62-71
 1957 ... H ... W 70-65
 1958 ... A ... L 49-70
 1958 ... H ... L 65-72
 1959 ... H ... L 74-84
 1959 ... A ... L 63-87
 1960 ... A ... W + 88-82
 1961 ... H ... W 76-68
 1962 ... H ... L 74-81
 1962 ... A ... L 65-84
 1963 ... A ... W 81-78
 1963 ... H ... L 80-82
 1964 ... H ... L 59-103
 1965 ... A ... L 75-98
 1966 ... H ... L 67-69
 1966 ... A ... L 102-120
 1967 ... LA ... L 88-98
 1967 ... H ... W 98-90
 1967 ... DT ... W 80-79
 1968 ... H ... W 77-75
 1969 ... A ... L 79-84
 1970 ... H ... W 84-74
 1970 ... A ... W 90-86
 1971 ... H ... L 89-90
 1971 ... A ... L 73-93
 1972 ... A ... L 70-93
 1973 ... H ... W 94-79
 1974 ... A ... L 75-83
 1974 ... H ... L 74-78
 1975 ... A ... L + 73-75
 1975 ... H ... W 70-68
 1976 ... H ... L 81-106
 1976 ... A ... L 86-107
 1977 ... A ... L 63-66
 1977 ... H ... L 64-69
 1978 ... A ... L 64-83
 1978 ... H ... L 66-68
 1979 ... H ... W 77-66

SCORES vs. 1994 OPPONENTS

1979A.....W.....	66-65
1980H.....L.....	69-73
1980A.....L.....	59-68
1981H.....L.....	67-74
1981A.....L.....	64-71
1982A.....W.....	65-63
1982H.....L.....	84-91
1983A.....L.....	57-62
1983H.....W.....	82-70
1984H.....W.....	71-64
1984A.....L.....	75-84
1985H.....L.....	81-94
1985A.....L.....	68-88
1986A.....L.....	64-91
1986H.....L.....	74-97
1987H.....L.....	78-84
1987A.....L.....	64-77
1988A.....L.....	54-65
1988H.....L.....	67-80
1989H.....W.....	71-68
1989A.....L.....	70-92
1990H.....L.....	63-77
1990A.....L.....	64-94
1991H.....L.....	68-69
1991A.....L.....	62-65
1992A.....L.....	83-98
1992H.....W.....	96-78
1993H.....L.....	73-98
1993A.....L.....	66-85

+ - overtime period
 DT - Detroit
 LA - Los Angeles

Michigan State (45-46)

1922H.....W.....	27-12
1933H.....W.....	26-16
1934H.....L.....	22-23
1935H.....W.....	23-21
1936H.....W.....	26-21
1937H.....W.....	22-17
1938H.....W.....	30-27
1939H.....W.....	39-37
1940A.....L.....	41-48
1946H.....L.....	48-59
1946A.....L.....	52-56
1947A.....W.....	58-48
1948H.....W.....	51-39
1950A.....W.....	66-47
1951A.....W.....	53-52
1951H.....W.....	35-29
1952A.....L.....	39-50
1952H.....L.....	55-57
1953A.....L.....	45-53
1953H.....W.....	58-51
1954A.....W.....	57-53
1954H.....W.....	79-56
1955A.....L.....	77-94
1955H.....L.....	70-73
1956A.....L.....	82-89
1957H.....L.....	62-78
1958H.....W.....	66-52
1958A.....L.....	59-93
1959H.....L.....	57-88
1959A.....L.....	73-93
1960H.....L.....	79-91
1961A.....W.....	74-71
1962A.....W.....	83-78
1962H.....W.....	77-72
1963H.....L.....	68-75
1963A.....W.....	92-89
1964A.....L.....	90-106
1965H.....W.....	99-89
1966A.....L.....	65-79
1966H.....W.....	78-77
1967A.....L.....	61-68

1967H.....W.....	68-64
1968H.....W.....	70-68
1968A.....L.....	77-87
1969A.....L.....	67-77
1969H.....W.....	76-64
1970H.....W.....	89-79
1971A.....L.....	78-97
1972A.....L.....	76-83
1972H.....W.....	101-74
1973H.....W.....	93-80
1973A.....L.....	78-79
1974H.....W.....	87-80
1975A.....L.....	87-105
1975H.....W.....	103-96
1976H.....W.....	70-63
1976A.....W.....	86-82
1977A.....L.....	61-84
1977H.....W.....	87-83
1978A.....L.....	63-74
1978H.....L.....	75-89
1979A.....L.....	55-84
1979H.....W.....	83-81
1980A.....L.....	61-62
1980H.....W.....	80-66
1981H.....W.....	63-62
1981A.....L.....	65-74
1982A.....L.....	58-68
1982H.....W.....	65-60
1983A.....L.....	66-86
1983H.....L.....	65-91
1984H.....W.....	81-74
1984A.....L.....	59-78
1985H.....L.....	68-77
1985A.....L.....	63-82
1986A.....L.....	81-83
1986H.....L.....	71-84
1987H.....L.....	78-81
1987A.....W.....	65-63
1988H.....W.....	78-72
1988A.....W.....	71-69
1989H.....W.....	69-64
1989A.....L.....	61-70
1990H.....L.....	61-64
1990A.....L.....	57-60
1991A.....L.....	50-65
1991H.....W.....	84-78
1992H.....L.....	64-79
1992A.....L.....	61-76
1993A.....W.....	67-66
1993H.....W.....	65-62

+ - overtime period

Minnesota (69-89)

1900A.....L.....	15-17
1901A.....L.....	15-42
1902A.....L.....	10-30
1903A.....L.....	11-33
1906H.....W.....	31-24
1906A.....L.....	10-16
1907A.....L.....	11-18
1907H.....W.....	31-20
1908H.....W.....	37-16
1908A.....W.....	34-14
1909A.....W.....	14-13
1909H.....W.....	37-14
1910H.....W.....	24-14
1910A.....L.....	9-16
1911A.....L.....	16-17
1911H.....L.....	13-21
1912H.....W.....	22-12
1912A.....W.....	29-26
1913A.....W.....	19-11
1913H.....W.....	29-11
1914H.....W.....	28-7
1914A.....W.....	27-9

1915A.....W.....	23-20
1915H.....W.....	31-7
1916H.....W.....	31-11
1916A.....W.....	32-14
1917A.....L.....	25-33
1917H.....W.....	16-13
1918A.....W.....	18-17
1918H.....L.....	11-19
1919A.....L.....	11-38
1919H.....L.....	12-23
1920H.....W.....	28-12
1920A.....L.....	26-32
1921A.....L.....	21-22
1921H.....W.....	18-12
1922H.....L.....	15-17
1922A.....W.....	34-20
1923A.....W.....	24-12
1923H.....W.....	36-10
1925A.....L.....	14-16
1925H.....L.....	14-25
1926H.....W.....	36-24
1926A.....L.....	19-31
1928A.....W.....	35-26
1928H.....W.....	38-18
1929A.....W.....	29-21
1929H.....W.....	39-17
1931A.....L.....	26-28
1931H.....L.....	15-42
1932A.....L.....	17-43
1932H.....L.....	21-23
1934A.....W.....	31-30
1934H.....W.....	34-23
1935H.....W.....	38-31
1935A.....W.....	28-27
1937H.....L.....	32-37
1937A.....L.....	17-30
1938H.....W.....	35-28
1938A.....L.....	28-35
1939A.....L.....	32-34
1939H.....W.....	35-25
1940H.....W.....	36-34
1940A.....L.....	39-44
1941A.....L.....	27-44
1941H.....W.....	42-32
1942A.....W.....	49-47
1943H.....W.....	54-33
1943A.....L.....	34-48
1944A.....W.....	49-30
1944H.....W.....	50-33
1945H.....W.....	46-37
1945A.....L.....	50-54
1946H.....L.....	45-46
1946A.....L.....	57-58
1947H.....W.....	60-51
1947A.....L.....	55-58
1948H.....W.....	59-50
1948A.....L.....	41-46
1949A.....L.....	33-47
1949A.....W.....	45-43
1950H.....W.....	57-54
1950A.....W.....	60-54
1951A.....W.....	47-44
1952H.....L.....	47-54
1953A.....L.....	53-64
1953H.....W.....	76-74
1954H.....L.....	68-78
1954A.....L.....	73-78
1955H.....L.....	69-71
1955A.....W.....	78-72
1956H.....L.....	71-77
1957A.....L.....	53-85
1958H.....L.....	66-71
1958A.....L.....	63-71
1959A.....L.....	66-79
1959H.....L.....	50-69
1960A.....L.....	72-86
1961H.....W.....	83-75
1962A.....W.....	94-88
1962H.....L.....	90-92
1963H.....L.....	68-69

1963A.....L.....	48-72
1964A.....L.....	92-111
1964H.....L.....	96-105
1965A.....L.....	57-81
1965H.....L.....	91-101
1966A.....W.....	87-74
1967H.....W.....	85-75
1968A.....W.....	72-62
1968H.....W.....	94-82
1969H.....W.....	68-61
1969A.....W.....	69-63
1970H.....W.....	90-84
1971A.....L.....	98-104
1972H.....L.....	59-65
1972A.....L.....	73-76
1973A.....L.....	54-78
1973H.....L.....	64-81
1974A.....L.....	63-64
1975H.....L.....	46-61
1975A.....L.....	58-65
1976H.....L.....	84-96
1976A.....L.....	74-98
1977A.....L.....	64-82
1977H.....L.....	61-64
1978A.....L.....	51-61
1978H.....L.....	55-64
1979A.....L.....	72-82
1979H.....L.....	72-74
1980A.....L.....	76-82
1980H.....W.....	70-55
1981A.....L.....	60-76
1981H.....W.....	60-58
1982H.....L.....	57-78
1982A.....L.....	60-71
1983H.....L.....	58-65
1983A.....L.....	71-78
1984A.....L.....	62-75
1984H.....L.....	67-68
1985A.....L.....	62-72
1985H.....W.....	65-61
1986H.....L.....	65-67
1986A.....W.....	70-64
1987A.....L.....	67-69
1987H.....W.....	69-52
1988A.....L.....	62-71
1988H.....W.....	81-70
1989H.....W.....	75-67
1989A.....L.....	58-59
1990H.....W.....	77-75
1990A.....L.....	67-68
1991H.....W.....	72-62
1991A.....L.....	70-80
1992H.....L.....	48-49
1992A.....L.....	57-76
1993H.....W.....	79-70
1993A.....L.....	71-85

+ - overtime period
 % - forfeited by UM

Northwestern (85-52)

1910H.....W.....	55-9
1910A.....W.....	39-11
1911A.....W.....	29-9
1911H.....W.....	23-11
1912A.....W.....	32-19
1912H.....W.....	46-11
1914H.....W.....	38-9
1914A.....W.....	33-26
1916H.....W.....	22-18
1916A.....W.....	24-21
1917A.....W.....	29-21
1917H.....W.....	23-21
1918A.....L.....	17-33
1918H.....W.....	26-18
1919H.....L.....	15-20

1919A.....L.....	23-32
1921A.....L.....	12-13
1921H.....W.....	22-10
1922A.....W.....	21-9
1922H.....W.....	23-11
1923A.....W.....	21-10
1923H.....W.....	29-17
1924A.....W.....	25-10
1924H.....W.....	23-14
1926H.....W.....	35-27
1926A.....L.....	26-36
1927A.....W.....	28-18
1927H.....W.....	25-24
1929H.....W.....	37-23
1929A.....W.....	31-25
1930A.....L.....	14-23
1930H.....W.....	29-22
1932A.....L.....	30-31
1932H.....L.....	24-28
1933A.....L.....	22-40
1933H.....L.....	28-30
1935H.....W.....	16-9
1935A.....L.....	31-36
1936H.....L.....	28-33
1936A.....L.....	26-49
1938A.....L.....	38-47
1938H.....L.....	23-27
1939A.....L.....	27-37
1940H.....L.....	44-47
1941A.....W.....	48-46
1942CS.....W.....	49-46
1942H.....W.....	59-47
1943CS.....W.....	67-65
1943H.....L.....	54-56
1944CS.....L.....	38-60
1944H.....W.....	50-47
1945H.....L.....	37-52
1945CS.....W.....	44-43
1946CS.....L.....	34-56
1946H.....L.....	58-63
1947H.....W.....	45-44
1947CS.....W.....	54-42
1948CS.....W.....	68-62
1948H.....W.....	59-54
1949CS.....W.....	56-52
1949H.....W.....	57-46
1950CS.....W.....	66-59
1950H.....W.....	67-53
1951H.....W.....	68-56
1952A.....W.....	74-58
1953A.....W.....	78-56
1953H.....W.....	

1972 H L 82-90
 1973 A L 73-74
 1974 H W 87-53
 1974 A W 77-62
 1975 A L 66-69
 1975 H W 94-70
 1976 A L 60-62
 1976 H L 77-90
 1977 H W 61-60
 1977 A L 88-98
 1978 H L 85-93
 1978 A W 81-80
 1979 H W 95-82
 1979 A W 72-70
 1980 H W 75-66
 1980 A L 50-53
 1981 A L 48-50
 1981 H W 60-57
 1982 H L 55-61
 1982 A W 61-60
 1983 H W 49-45
 1983 DP L 57-64
 1984 A W + 61-60
 1984 H W 54-47
 1985 A W 52-51
 1985 H W 61-53
 1986 H W 57-52
 1986 A W 70-68
 1987 A W 62-57
 1987 H W 76-59
 1988 H W 80-59
 1988 A W 74-69
 1989 A W 59-58
 1989 H W 72-60
 1990 A L 85-87
 1990 H W 65-50
 1991 A W 74-57
 1991 H W 79-76
 1992 H W 69-67
 1992 A L 65-76
 1993 H W 101-87
 1993 A L 89-100

+ - overtime period
 CS - Chicago Stadium
 DP - DePaul Alumni Hall

**Ohio State
(48-70)**

1905 A L 22-25
 1913 H W 22-11
 1913 A W 27-22
 1915 A W 26-17
 1915 H W 23-12
 1917 A W 30-22
 1917 H W 40-15
 1920 H W 31-27
 1920 A W 34-22
 1921 A W 40-21
 1921 H W 34-24
 1924 A L 13-27
 1924 H W 30-20
 1925 H L 20-27
 1925 A L 23-37
 1927 H W 25-16
 1927 A L 16-20
 1928 A W 30-13
 1928 H W 21-18
 1930 A W 32-25
 1930 H W 32-23
 1931 A L 19-29
 1931 H W 28-24
 1933 H L 30-31
 1933 A L 20-37
 1934 H W 42-23
 1934 A W 44-38
 1936 A L 23-44

1936 H W 34-25
 1937 H L 22-28
 1937 H W + 35-33
 1939 H L 38-46
 1940 A L 35-41
 1941 H W 46-31
 1942 H W 49-39
 1942 A W 44-39
 1945 A L 36-40
 1945 H L 34-63
 1947 H L 56-57
 1948 A L 47-53
 1949 H L 54-57
 1950 A L 47-61
 1951 A W 74-67
 1951 H W 56-51
 1952 H W 58-51
 1952 A L 56-69
 1953 H W 64-51
 1953 A W 69-63
 1954 A W 79-73
 1955 H W 86-63
 1956 A L + + 98-100
 1956 H L 71-79
 1957 H L 64-67
 1957 A L 50-63
 1958 H W 67-64
 1959 A L 72-78
 1960 H L 69-106
 1960 A L 68-93
 1961 H L 68-100
 1961 A L 74-97
 1962 H W 86-67
 1963 A L 70-94
 1964 H L 85-101
 1964 A L 74-92
 1965 A L 86-98
 1965 H L 71-73
 1966 A L + 81-87
 1967 H L + 84-90
 1968 A L 64-86
 1968 H W 86-78
 1969 A L 69-84
 1969 H W 77-73
 1970 H L 86-98
 1970 A L 87-96
 1971 A L 69-83
 1971 H L 71-79
 1972 A L 69-79
 1973 H W 84-76
 1974 H W 69-64
 1974 A W 68-56
 1975 H L 67-69
 1975 A L 70-76
 1976 H W + 82-81
 1976 A W 91-79
 1977 H L 58-60
 1977 A L + 80-82
 1978 A L 61-77
 1978 H L 78-83
 1979 A L 71-82
 1979 H W 76-73
 1980 A W 72-71
 1980 H W 70-67
 1981 A L 67-71
 1981 H W 77-63
 1982 A L 59-67
 1982 H L 75-77
 1983 A L 69-82
 1983 H L 65-68
 1984 H L 74-85
 1984 A L 65-71
 1985 A L 88-99
 1985 H W 92-78
 1986 H L 61-78
 1986 A L 71-73
 1987 A L 66-81
 1987 H L 69-83
 1988 H W 64-63
 1988 A L 53-78

1989 A L 70-73
 1989 H W 77-65
 1990 A L 53-68
 1990 H L 58-68
 1991 A L 60-92
 1991 H L 71-73
 1992 A L 72-86
 1992 H L 63-67
 1993 H W 76-67
 1993 A L 70-80

+ - overtime period

**Penn State
(1-1)**

1993 A W 75-68
 1993 H L 58-62

**Purdue
(50-88)**

1906 A W 34-14
 1906 H W 31-15
 1907 A W 33-27
 1907 H W 37-10
 1908 A W 28-24
 1908 H W 34-13
 1909 A L 20-23
 1909 H W 29-6
 1910 A L 17-29
 1910 H W 38-14
 1911 A L 16-34
 1911 H W 45-17
 1913 A W 25-15
 1913 H W 22-19
 1914 H W + 25-20
 1914 A W 27-13
 1915 A W + 28-24
 1915 H W 26-21
 1916 A W 33-17
 1916 H W 35-22
 1918 H W 21-16
 1918 A W 24-18
 1923 A L 13-17
 1923 H W 20-19
 1925 H L 22-30
 1925 A L 26-32
 1926 H L 21-29
 1926 A L 31-32
 1928 H W 28-22
 1928 A L 15-31
 1929 A W 31-26
 1929 H W 27-24
 1931 A L 27-46
 1931 H L 17-24
 1932 A L 22-38
 1932 H L 21-28
 1934 H L 26-27
 1934 A L 25-37
 1935 H L 18-19
 1935 A L 24-43
 1937 A L 30-43
 1937 H W 46-43
 1938 A L 34-40
 1938 H L 39-46
 1939 A L 31-39
 1939 H W + 32-30
 1940 A L 36-49
 1940 H L + 45-48
 1941 H W + 48-42
 1941 A W 43-42
 1942 A L 34-40
 1943 A W 53-45
 1944 H L + 50-52
 1945 A L 34-45

1945 H W 64-48
 1946 H L 49-53
 1946 A L 46-59
 1947 A W 72-60
 1948 H W 49-44
 1949 A L 48-53
 1950 H W 56-45
 1951 A L 46-62
 1951 H L 61-64
 1952 H L 64-79
 1952 A L 67-78
 1953 A L 59-65
 1953 H W 50-46
 1954 H W 66-57
 1954 A L 66-71
 1955 A L 63-75
 1955 H W 75-73
 1956 H L 66-78
 1957 A L 66-85
 1958 A L 47-62
 1958 H L 76-81
 1959 A L 61-84
 1959 H W 91-86
 1960 A L 69-99
 1960 H W 89-80
 1961 A L 58-69
 1961 H L 81-88
 1962 H W 89-86
 1963 A W 74-66
 1964 H W 81-80
 1964 A L 83-97
 1965 H W 76-66
 1965 A L 74-83
 1966 H W 69-68
 1967 A W 79-76
 1968 A L 79-99
 1968 H W 104-84
 1969 H L 80-86
 1969 A L 69-87
 1970 A L 74-90
 1971 H L 77-81
 1972 A W 84-65
 1972 H W 66-60
 1973 A L 59-66
 1973 H W 71-63
 1974 A L 80-107
 1975 A L 49-88
 1975 H L 64-69
 1976 A L 72-87
 1976 H L 74-85
 1977 A L 71-81
 1977 H W 76-74
 1978 H L 70-79
 1978 A L 78-87
 1979 A L 60-73
 1979 H L 48-54
 1980 H L + 60-73
 1980 A L 61-69
 1981 H L 69-71
 1981 A L 61-72
 1982 A L 67-81
 1982 H L 46-55
 1983 H L 64-80
 1983 A L 64-79
 1984 A L 65-84
 1984 H L 48-61
 1985 H L 68-72
 1985 A L 52-67
 1986 A L 73-100
 1986 H L 78-80
 1987 H L 48-57
 1987 A L 62-70
 1988 A L 62-86
 1988 H L 56-84
 1989 H L 62-68
 1989 A L 60-65
 1990 H L 54-56
 1990 A L 55-62
 1991 H W 66-44
 1991 A L 62-69

1992 H W 79-69
 1992 A L 51-61
 1993 A L 60-76
 1993 H L + + 87-90

+ - overtime period

**Stanford
(2-5)**

1940 H L 26-39
 1956 A L 53-65
 1960 H W 61-60
 1975 H L 67-89
 1976 MIL .. W 70-64
 1977 A L 66-70
 1991 H L # 72-80

MIL - Milwaukee
 # - NIT

**UW-Green Bay
(3-0)**

1981 H W + + 68-66
 1982 H W 77-65
 1993 H W 70-65

**UW-Milwaukee
(9-1)**

1902 A W 37-18
 1915 H W 21-10
 1916 A W 51-12
 1916 A W 39-8
 1919 A W 39-18
 1920 A W 36-10
 1974 H W 73-46
 1978 H W 72-66
 1979 H W 74-55
 1993 H L 72-77

HONORS & AWARDS



ARTURO PRESOTTO

Michael Finley

Naismith Memorial Basketball Hall of Fame

1959	Dr. Walter Meanwell
1959	Harold Olsen
1959	Chris Steinmetz Sr.
1964	Harold Foster

Years indicate year of induction

All-America (First-team)

1905	Chris Steinmetz Sr.
1916	George Levis
1930	Harold Foster
1941	Gene Englund
1942	John Kotz
1950	Don Rehfeldt

Playboy Magazine Pre-Season All-America

1994	Michael Finley
------	----------------

Helms Foundation Player of the Year

1905	Chris Steinmetz Sr.
1912	Otto Stangel
1916	George Levis
1918	William Chandler

NCAA Tournament MVP

1941	John Kotz
------	-----------

Big Ten MVP

1941	Gene Englund
1942	John Kotz
1947	Glen Selbo
1950	Don Rehfeldt

All-Big Ten (First-team)

1907	Arthur Frank
	Charles Scribner
1908	Hugh Harper
	Helmer Swenholt
1911	Walter Scoville
1912	Walter Scoville
	Otto Stangel
1913	Carl Harper
	Allen Johnson
	Eugene Van Gent
	John Van Riper
1914	Carl Harper
	Eugene Van Gent
1915	George Levis
1916	William Chandler
	George Levis
	Harold Olsen
1917	William Chandler
	Paul Meyers
	Harold Olsen
1923	Gus Tebell
	Rollie Williams
1924	Marshall Diebold
1925	Marshall Diebold
1928	George Hotchkiss
1929	Ed Chmielewski
	Harold Foster

1930	Ed Chmielewski
	Harold Foster
1934	Rolf Poser
1935	Gilbert McDonald
	Rolf Poser
1938	Hod Powell
1940	Gene Englund
1941	Gene Englund
	John Kotz
1942	John Kotz
1947	Bob Cook
	Walt Lautenbach
	Glen Selbo
1948	Bob Cook
1949	Don Rehfeldt
1950	Don Rehfeldt
1951	Ab Nicholas
1952	Ab Nicholas
1968	Joe Franklin
1991	Patrick Tompkins
1993	Michael Finley

1985	Rod Ripley
1986	Rod Ripley
1987	Rod Ripley
1988	Rob Willey
1990	Billy Douglass
1991	Damon Harrell
	Grant Johnson
	Jay Peters
1992	Damon Harrell
	Grant Johnson
	Jay Peters
	Jeff Petersen
1993	Chris Conger
	Damon Harrell
	Grant Johnson
	Jeff Petersen

Team USA

1993	Michael Finley
------	----------------

World University Games

1993	Michael Finley
------	----------------

Academic All-Big Ten

1967	Chuck Nagle
1970	Clarence Sherrod
1972	Lee Oler
1974	Gary Anderson
1978	Bill Pearson

BADGERS IN THE NBA DRAFT

Year	Player	Team	Round	Overall Pick
1950	Don Rehfeldt	Baltimore	1st	2nd
1952	Ab Nicholas	Milwaukee	—	Team's 5th pick
1954	Paul Morrow	Rochester	—	Team's 8th pick
	Ron Weisner	Milwaukee	—	Team's 12th pick
1955	Dick Cable	Milwaukee	—	Team's 2nd pick
1956	Dick Miller	New York	—	Team's 9th pick
1963	Ken Siebel	Baltimore	6th	47th
	Ron Jackson	Baltimore	9th	70th
1964	Jack Brens	New York	9th	73rd
1966	Ken Barnes	Baltimore	16th	109th
1968	Joe Franklin	Milwaukee	5th	63rd
1969	James Johnson	Boston	7th	93rd
	John Schell	Milwaukee	8th	100th
1970	Albert Henry	Philadelphia	1st	12th
1971	Clarence Sherrod	Chicago	8th	134th
1972	Gary Watson	Philadelphia	10th	146th
1974	Kim Hughes	Buffalo	3rd	45th
	Kerry Hughes	Cleveland	8th	129th
1976	Dale Koehler	Cleveland	8th	123rd
	Bob Johnson	Detroit	10th	161st
1980	Wes Matthews	Washington	1st	14th
	Joe Chnelich	New York	4th	82nd
1981	Claude Gregory	Washington	2nd	41st
	Larry Petty	Los Angeles	7th	157th
1984	Cory Blackwell	Seattle	2nd	29th
1986	Rick Olson	Houston	7th	158th
1987	J.J. Weber	Milwaukee	3rd	64th

Team MVP

1941	Gene Englund
1942	John Kotz
1943	Bob Sullivan
1944	Ray Patterson
1945	Ray Patterson
1946	Bob Cook
1947	Glen Selbo
1948	Bob Cook
1949	Don Rehfeldt
1950	Don Rehfeldt
1951	Ab Nicholas
1952	Ab Nicholas
1953	Charles Siefert
1954	Paul Morrow
1955	Dick Cable
1956	Dick Miller
1957	Bob Litzow
1958	Walter Holt
1959	Bob Barneson
1960	Fred Clow
1961	Ken Siebel
1962	Ken Siebel
1963	Ken Siebel
1964	Ken Gustafson
1965	Jim Bohlen
1966	Paul Morenz
1967	Joe Franklin
1968	Joe Franklin
1969	James Johnson
1970	Albert Henry
1971	Glen Richgels
1972	Leon Howard
1973	Leon Howard
	Kim Hughes
1974	Gary Anderson
	Kim Hughes
1975	Dale Koehler
1976	Dale Koehler
1977	Bob Falk
1978	Arnold Gaines
1979	Wes Matthews
1980	Joe Chernelich
1981	Claude Gregory
1982	John Bailey
1983	Cory Blackwell
1984	Cory Blackwell
1985	Scott Roth
1986	Rick Olson
1987	J.J. Weber
1988	Trent Jackson
1989	Trent Jackson
1990	Danny Jones
1991	Patrick Tompkins
1992	Tracy Webster
1993	Michael Finley

Captain

1899	Walter Hirschberg
1900	Walter Hirschberg
1901	Walter Hirschberg
1902	Henry Helmholz

1903	John Potter
1904	Harvey Schofield
1905	Chris Steinmetz Sr.
1906	James Bush
1907	Charles Scribner
1908	Harlan Rogers
1909	Helmer Swenholt
1910	William Witt
1911	Albert Birch
1912	Walter Scoville
1913	Jahn Van Ripper
1914	Eugene Van Gent
1915	E.O. Lange
1916	Mel Haas
1917	George Levis
	Harold Olsen
1918	William Chandler
1919	Anthony Zulfer
1920	Harold Knapp
1921	Warren Taylor
1922	Duke Caesar
1923	Gus Tebell
1924	Douglas Gibson
1925	Marshall Diebold
1926	Henry Brooks
1927	Rollie Barnum
	Ralph Merkel
1928	Louis Behr
1929	John Doyle
	Elmer Tenhopen
1930	Harold Foster
1931	Ed Chmielewski
	John Paul
1932	Marvin Steen
1933	Ray Wickman
1934	Rolf Poser
1935	Rolf Poser
1936	Edward Stege
1937	Gordy Fuller
1938	Howard Powell
	George Rooney
1939	Byron Bell
	David Dupee
	Robert Weigandt
1940	Walter Anderson
	John Rundell
1941	Gene Englund
1942	Robert Alwin
1943	John Kotz
1944	Ray Patterson
1945	Ray Patterson
1946	Eugene Mathews
1947	Walter Lautenbach
1948	Edward Mills
1949	Douglas Rogers
1950	Robert Mader
1951	James Van Dien
1952	Edward Carpenter
1953	Charles Siefert
	Thomas Ward
1954	Robert Weber
1955	Richard Cable
1956	Richard Jorgensen
1957	Glenn Borland
1958	Glenn Borland

1959	Robert Barneson
1960	Robert Barneson
1961	James Biggs
1962	Thomas Hughbanks
1963	Thomas Gwyn
1964	Michael O'Melia
1965	James Bohlen
1966	Kenneth Gustafson
	Mark Zubor
1967	Dennis Sweeney
1968	Michael Carlin
	Joe Franklin
1969	James Johnson
	John Schell
1970	Al Henry
1971	Dennis Conlon
	Clarence Sherrod
1972	Robert Frasor
1973	Leon Howard
1974	Kim Hughes
1975	Dale Koehler
1976	Dale Koehler
1977	Pete Brey
1978	James Smith III
1979	Joe Chernelich
	Arnold Gaines
1980	Joe Chernelich
	Robert Jenkins
1981	Dan Hastings
1982	John Bailey
	Steve Jacobson
	Gary Zinkgraf
1983	Greg Dandridge
1984	Cory Blackwell
	Scott Roth
1985	Scott Roth
1986	Jay Laszewski
	Rick Olson
	Gregg Steinhaus
1987	Mike Heineman
	Rod Ripley
	J.J. Weber
1988	Tom Molaski
	Rodney Tapp
1989	Trent Jackson
	Danny Jones
	Tom Molaski
1990	Danny Jones
	Tim Locum
	Kurt Portmann
1991	John Ellenson
	Tim Locum
	Willie Simms
	Patrick Tompkins
1992	Billy Douglass
	Tracy Webster
1993	Tracy Webster

Rebounding Award

1966	Joe Franklin
1967	Joe Franklin
1968	Joe Franklin
1969	James Johnson
1970	Albert Henry

1971	Glen Richgels
1972	Kim Hughes
1973	Kim Hughes
1974	Kim Hughes
1975	Dale Koehler
1976	Dale Koehler
1977	James Gregory
1978	Joe Chernelich
1979	Claude Gregory
1980	Claude Gregory
1981	Claude Gregory
1982	Brad Sellers
1983	Brad Sellers
1984	Cory Blackwell
1985	J.J. Weber
1986	Rod Ripley
1987	J.J. Weber
1988	Danny Jones
1989	Danny Jones
1990	Patrick Tompkins
1991	Patrick Tompkins
1992	Michael Finley
1993	Louis Ely

Defensive Player of the Year

1988	Darin Schubring
1989	Darin Schubring
1990	Not presented
1991	Not presented
1992	Grant Johnson
1993	Andy Kilbride

Most Improved Player

1977	James Gregory
1978	Claude Gregory
1979	Larry Petty
1980	Larry Petty
1981	John Bailey
1982	Keith Mitchell
1983	Jim Smith
1984	John Ploss
1985	J.J. Weber
1986	Gregg Steinhaus
1987	Trent Jackson
1988	Danny Jones
1989	Willie Simms
1990	Patrick Tompkins
1991	John Ellenson
1992	Grant Johnson
1993	Jason Johnsen

Mr. Deflection

1993	Michael Finley
------	----------------

LETTERWINNERS

A

Adams, James 1911
 Adams, Lloyd 1970
 Affeldt, George 1943
 Alwin, Robert 1940, 41, 42
 Anderson, Dean 1976
 Anderson, Gary 1972, 73, 74
 Anderson, George 1914
 Anderson, Orrin 1925
 Anderson, Peter 1951, 52
 Anderson, Walter 1939, 40
 Andrews, Charles 1926, 27, 28
 Arthur, Frank 1907
 Aslakson, Charles 1965

B

Bachman, Willis 1945
 Badura, Robert 1955, 56
 Bailey, John 1979, 80, 81, 82
 Bain, Frank 1925
 Barao, Thomas 1970
 Barlow, Millard 1919
 Barnard, Samuel 1958
 Barnes, Kenneth 1964, 65, 66
 Barnes, Robert 1985
 Barneson, Robert 1958, 59, 60
 Barnum, Rollie 1925, 26, 27
 Bartlett, Edwin 1902, 03
 Barwig, Byron 1923, 24, 25
 Baumgarten, David 1971
 Behr, Louis 1926, 27, 28
 Bell, Byron 1937, 38, 39
 Bencriscutto, Fred 1950, 51
 Bender, John 1933
 Bickelhaupt, William 1910
 Biggs, James 1959, 60, 61
 Birch, Albert 1909, 10, 11
 Birch, Frank 1918
 Bishop, Warren 1900, 01
 Blackwell, Cory 1982, 83, 84
 Bloor, James 1946
 Bohan, James 1963, 64, 65
 Borland, Glenn 1956, 57, 58
 Bowers, Dale 1949
 Breikreutz, Emil 1904, 05
 Brens, John 1962, 63, 64
 Brey, Peter 1975, 76, 77
 Brock, Harold 1918
 Brooks, Henry 1925, 26
 Buechl, William 1951
 Bunke, Richard 1945
 Burdick, William 1899, 1900
 Burington, Keith 1968, 69
 Burks, Frank 1960
 Bush, James 1904, 05, 06

C

Cable, Richard 1952, 53, 54, 55
 Cannon, Patrick 1971
 Carl, Adam 1993
 Carlin, Michael 1966, 67, 68
 Carlson, George 1918
 Carpenter, Edward 1952
 Cary, David 1983
 Ceaser, Carl 1920, 21, 22
 Chandler, William 1916, 17, 18
 Chmielewski, Ed 1929, 30, 31
 Chmelich, Joseph 1977, 78, 79, 80
 Clinton, James 1951, 55



Junior forward Howard Moore

Clow, Fred 1958, 59, 60
 Colbert, Brian 1975, 76
 Conger, Chris 1993
 Conlon, Dennis 1970, 71
 Cook, Robert 1946, 47, 48
 Coyne, William 1937

D

Dahlke, Charles 1951, 52
 Daly, Michael 1953, 54
 Dandridge, Greg 1980, 81, 82, 83
 Davis, Ernest 1937, 38
 DeCremer, James 1970, 71
 DeMark, Nick 1934, 35, 36
 DeMerit, John 1957
 Deppe, Ted 1941
 Dick, Donald 1944
 Diebold, Marshall 1923, 24, 25
 Dougan, Trevor 1926
 Douglass, Billy 1989, 90, 91, 92
 Downs, Edward 1943
 Doyle, John 1928, 29
 Drayton, Dwight 1970
 Dupee, David 1937, 38, 39
 Dutrisac, Richard 1959, 61
 Dykstra, Clarence 1944

E

Ellenson, John 1989, 90, 91
 Ellerman, Raymond 1928, 29

Elsom, Kendall 1923, 24
 Ely, Louis 1991, 92, 93
 Englund, Gene 1939, 40, 41
 Englund, Gene Jr. 1962
 Epperson, Charles 1940, 41, 42

F

Falk, Robert 1975, 76, 77
 Falls, Richard 1947, 48
 Fanning, Willis 1920
 Fraber, Maurice 1929, 30
 Farwell, Knight 1924
 Faurote, Gerald 1976, 77
 Finley, Michael 1992, 93
 Fleming, Sean 1987
 Floden, Tuve 1915
 Folz, Daniel 1953, 54, 55, 56
 Fossum, Bruce 1948, 49
 Foster, Harold 1928, 29, 30
 Franklin, Joseph 1966, 67, 68
 Frasor, Robert 1970, 71, 72
 Frey, Mannie 1937, 38
 Fuller, Gordy 1935, 36, 37

G

Gage, Leslie 1922, 23
 Gaines, Arnold 1977, 78, 79, 80
 Gallagher, John 1939, 40
 Gallagher, Robert 1944
 Galle, Fred 1927
 Gardner, Thomas 1966

Garrott, William 1935
 Gharitty, Martin 1960
 Gibson, Douglas 1922, 23, 24
 Gillespie, James 1989
 Godfrey, Roger 1953, 54
 Goering, Vince 1945
 Golston, Carl 1982
 Good, Brian 1989, 90, 91, 92
 Grams, David 1963, 64
 Gregory, Claude 1978, 79, 80, 81
 Gregory, James 1977, 78
 Grimm, Kurt 1944, 45, 46
 Grisswold, Harry 1930, 31, 32
 Gross, Raymond 1957, 58, 59
 Gustafson, Kenneth 1964, 65, 66
 Gwyn, Thomas 1961, 62, 63

H

Haarlow, Robert 1946, 47, 48, 49
 Haas, Mel 1914, 15, 16
 Hackbart, Dale 1959
 Hamann, Ray 1933, 34, 35
 Hardy, Emir 1975
 Harget, Edmund 1926
 Harper, Carl 1912, 13, 14
 Harper, Hugh 1906, 08, 10
 Harrell, Damon 1990, 91, 92, 93
 Harris, Bob 1937
 Hastings, Daniel 1978, 79, 80, 81
 Haukedahl, Stanley 1937
 Hearden, Donald 1962, 63, 64
 Heineman, Michael 1984, 85, 86, 87
 Helmholtz, Henry 1900, 02
 Hemming, Victor 1917
 Henderson, Dwight 1912
 Hendrickson, Eino 1967, 68, 70
 Henry, Albert 1969, 70
 Herreid, Carl 1952
 Hertz, Gilman 1943, 47
 Hippen, Jack 1982, 83, 84, 85
 Hirschberg, Walter 1899, 1900, 01
 Hisle, Larry Jr. 1990, 91
 Holcomb, Douglas 1947
 Hollinger, Robert 1945
 Holt, Walter 1957, 58
 Hotchkiss, George 1926, 27, 28
 Howard, Leon 1971, 72, 73
 Hughbanks, Thomas 1960, 61, 62
 Hughes, Kerry 1972, 73, 74
 Hughes, Kim 1972, 73, 74

J

Jackson, Ronald 1961, 62
 Jackson, Trent 1986, 87, 88, 89
 Jacobson, Steve 1982
 Jefferson, Ivan 1959
 Jenkins, Robert 1978, 79, 80
 Johnsen, Jason 1991, 92, 93
 Johnson, Allen 1912, 13
 Johnson, Bobbie 1963, 64
 Johnson, Grant 1991, 92, 93
 Johnson, James 1967, 68, 69
 Johnson, Robb 1966, 67
 Johnson, Robert 1975, 76
 Johnson, William 1944, 45
 Johnson, Silas Jr. 1951, 52
 Jones, Charles 1935, 36, 37
 Jones, Danny 1987, 88, 89, 90
 Jorgensen, Richard 1955, 56

K

Kelley, Brian 1992, 93
 Kilbride, Andy 1992, 93
 Knake, Robert 1933, 34
 Knapp, Harold 1918, 19, 20, 21
 Koehler, Dale 1973, 74, 75, 76
 Korth, John 1983
 Kotz, John 1941, 42, 43
 Kowalszyk, Henry 1927, 29
 Kreklow, Mike 1980, 81
 Krueger, Robert 1943, 47
 Kuechenmeister, Hugo 1914
 Kulas, Brian 1957, 58, 59

L

Lange, E.O. 1914, 15
 Laszewski, Jay 1983, 84, 85, 86
 Lautenbach, Walter 1942, 43, 47
 Leichtfuss, David 1957
 Lenheiser, Ray 1941
 Levis, George 1915, 16, 17
 Lindemann, Walter 1908
 Litzow, Robert 1956, 57, 58
 Locum, Tim 1988, 89, 90, 91
 Lotzer, Mark 1976
 Luchsinger, Robert 1973, 74, 75
 Lynch, John 1941, 42

M

Mack, Thomas 1955, 56
 Mader, Robert 1947, 48, 49, 50
 Maisel, Lawrence 1918
 Manwaring, Craig 1972
 Mapel, Charles 1902
 Markham, Marshall 1949, 50, 51
 Mathews, Eugene 1945, 46
 Matthews, Wesley 1978, 79, 80
 Matthusen, Carl 1929, 30
 Mayberry, Craig 1969, 70
 McCallum, James 1967, 68
 McCauley, Bruce 1973, 74, 75
 McConochie, Stewart 1903, 04
 McCoy, Marcus 1973, 74, 75
 McDonald, Gilbert 1933, 34, 35
 McDuffie, Otto 1992
 McGee, Carlton 1991, 92, 93
 McIntosh, Charles 1917
 McIntosh, Clarence 1919, 23
 Menzel, Exner 1946, 47
 Merkel, Ralph 1925, 26, 27
 Meyers, Paul 1916, 17
 Miller, David 1983, 84
 Miller, Fred 1933
 Miller, Godfrey 1925
 Miller, Lycan 1927, 28, 29
 Miller, Richard 1954, 55, 56
 Miller, William 1967
 Mills, David 1959
 Mills, Edward 1943, 47, 48
 Mitchell, Keith 1979, 80, 81, 82
 Mitchell, Lee 1935, 36, 37
 Mitchell, Thomas 1967, 68, 69
 Molaski, Tom 1986, 87, 88, 89
 Moore, Earl 1948, 49, 50
 Moore, Howard 1993
 Morenz, Paul 1965, 66
 Morrow, J. Paul 1952, 53, 54
 Mueller, Curtis 1954, 55, 56
 Murray, Richard 1959, 60

N

Nagle, Charles 1967, 68, 69
 Nelson, Douglas 1930, 31, 32
 Nelson, George 1926, 27, 26
 Neprud, Carl 1912
 Newberg, Mark 1976, 77, 79, 80
 Nicholas, Albert 1950, 51, 52
 Nickoli, Robert 1946
 Niemuth, Wallace 1946, 48
 Nord, Ronald 1950

O

Oaks, Leroy 1932
 O'Brien, Leland 1944
 Ockershauser, Karl 1934
 Oler, Lee 1970, 71, 72
 Olsen, Harold 1915, 16, 17
 Olson, Rick 1983, 84, 85, 86
 O'Melia, Michael 1962, 63, 64
 Ostrom, Lonnie 1961, 62, 63

P

Page, Donald 1949, 50
 Pamperin, John 1958
 Parker, John 1954, 55, 56
 Paterick, Timothy 1973, 75, 76
 Patterson, Donald 1963
 Patterson, Ray 1942, 43, 44, 45
 Paul, John 1929, 30, 31
 Paust, Benjamin 1904
 Pearson, William 1975, 76, 77, 78
 Pease, Harlow 1919, 20
 Peters, Jay 1991, 92
 Petersen, Jeff 1992, 93
 Petty, Larry 1978, 79, 80, 81
 Phelps, Marion 1912
 Piacenza, Richard 1973, 74, 76
 Plondke, Scott 1984
 Ploss, John 1982, 83, 84, 85
 Poker, Lawrence 1947, 48, 49
 Portmann, Kurt 1987, 88, 89, 90
 Poser, John 1930, 31, 32
 Poser, Rolf 1933, 34, 35
 Potter, John 1901, 02, 03
 Powell, Howard 1936, 37, 38
 Powers, Edward 1926
 Powers, Robert 1961
 Preboski, Felix 1934, 35

R

Radke, Steven 1957, 58
 Rebholz, James 1967
 Rebholz, Russ 1931
 Reddick, Melvin 1969
 Rehfeldt, Donald 1947, 48, 49, 50
 Rehm, Frederick 1941, 42, 43
 Reinhart, Roger 1935, 36
 Remstad, Robert 1951
 Renfro, Dwayne 1981
 Rewey, Stanley 1932
 Richgels, Glen 1971
 Richter, Pat 1961, 62, 63
 Ripley, Rodney 1984, 85, 86, 87
 Rippe, Russell 1946, 47, 48
 Rizzi, Arthur 1946, 47
 Roberts, David 1964, 65, 66
 Robertson, Pollis 1986, 87, 88, 89

Robinson, Byron 1988, 89, 90
 Rogers, Douglas 1946, 47, 48, 49
 Rogers, Harlan 1906, 07, 08
 Rogneby, James 1957, 58, 59
 Rohan, Patrick 1971, 72
 Rooney, George 1936, 37, 38
 Rossin, Robert 1959, 60
 Roth, Robert 1941
 Roth, Scott 1982, 83, 84, 85
 Ruckel, Robert 1946
 Rudd, Allen 1976
 Rundell, John 1938, 39, 40
 Ryckman, Kenneth 1932
 Ryser, Albert Jr. 1944

S

Sands, Albert 1913, 14
 Scheiwe, Edward 1940, 41, 42
 Schell, Jay 1992
 Schell, John 1967, 68, 69
 Schmitt, Gustav 1904
 Schneider, Fredric 1948, 49, 50
 Schneider, Harvey 1930, 31, 32
 Schoeneck, Thomas 1965
 Schofield, Harvey 1902, 03, 04
 Schrage, Warren 1941, 42
 Schubring, Darin 1986, 87, 88, 89
 Schwartz, John 1950
 Schwartz, Robert 1939
 Scott, Harlo 1941, 42
 Scoville, Walter 1910, 11, 12
 Scribner, Charles 1905, 06, 07
 Selbo, Glen 1944, 47
 Sellers, Brad 1982, 83
 Serbiak, Robert 1958, 59
 Severin, Max 1903, 04
 Sherrod, Clarence 1969, 70, 71
 Siebel, Kenneth 1961, 62, 63
 Siefert, Charles 1952, 53
 Simms, Willie 1989, 90, 91
 Simpson, Eber 1917, 18
 Smith, Desmond 1944, 45
 Smith, James 1979
 Smith, James III 1976, 77, 78
 Smith, Jim 1983
 Smith, Robert 1946
 Smith, Shelton Jr. 1985, 86, 87
 Smith, Thomas 1933, 34
 Smith, William 1976, 77
 Spika, Daniel 1954
 Spooner, A. Dwight 1923, 24
 Stack, John 1958, 59
 Stangel, Otto 1912
 Steen, Marvin 1931, 32
 Stege, Edward 1934, 35, 36
 Steinhaus, Gregg 1983, 84, 85, 86
 Steinmetz, Christian 1902, 03, 04, 05
 Steinmetz, Christian R. 1931
 Stelter, Keith 1965
 Stephens, Steven 1957, 58
 Stoll, George 1925, 26, 27
 Stoltz, Oscar 1914
 Stover, Paul 1898, 1900, 01
 Stracka, Anthony 1952, 53, 54
 Strain, William 1939, 40, 41
 Strickler, Palmer 1946
 Sullivan, Robert 1945
 Sullivan, Robert 1941, 42, 43
 Sweeney, Dennis 1965, 66, 67
 Swenholt, Helmer 1907, 08, 09
 Swenson, Edwin 1918
 Sydnor, Raymond 1977, 78

T

Tapp, Rodney 1987, 88
 Taylor, Warren 1920, 21, 22
 Tebell, Gustaf 1921, 22, 23
 Tenhopen, Elmer 1927, 28, 29
 Timmerman, Donald 1940, 41
 Timmerman, Greg 1993
 Tompkins, Patrick 1988, 89, 90, 91
 Tornowske, Russell 1931

U

Ulwelling, John 1960
 Uphoff, Rodney 1971

V

Vander Meulen, David 1960, 61
 Van Dien, James 1950, 51
 Van Gent, Eugene 1912, 13, 14
 Van Riper, John 1911, 12, 13
 Varney, F. Carleton 1924, 25
 Voigt, Theodore 1967, 68, 69

W

Wackman, Ralph 1924, 25
 Ward, Thomas 1951, 52, 53
 Watson, Gary 1971
 Weaver, Lamont 1972, 73, 74
 Weber, Jeffrey 1964, 85, 86, 87
 Weber, Robert 1953, 54
 Webster, Tracy 1992, 93
 Wegner, Fred 1934, 35, 36
 Weigandt, Robert 1937, 38, 39
 Weisner, Ronald 1952, 53, 54
 Wendlund, Russell 1944
 Weston, Frank 1919, 20
 Wickman, Ray 1931, 32, 33
 Wilhelm, Steve 1972, 73, 74
 Willey, Rob 1986, 88, 89
 Williams, John 1921
 Williams, Rolland 1921, 22, 23
 Winn, Harry Jr. 1964, 65
 Wise, John 1946, 49
 Witt, William 1908, 09, 10
 Wittig, Robert 1963
 Woellaeger, Edwin 1903
 Worthman, Robert 1949, 50

Y

York, Claude 1940
 Young, Francis 1960

Z

Zeiger, Richard 1955, 56
 Zink, David 1968, 69, 70
 Zinkgraf, Gary 1979, 82
 Zorn, Willis 1945, 48, 49
 Zubor, Mark 1964, 65, 66
 Zuller, Anthony 1918, 19
 Zuppke, Robert 1904, 05

STARTING LINEUPS

1947

Robert Cook	F	Jr.	14.7	—
Exner Menzel	F	Sr.	7.8	—
Edward Mills	C	Jr.	6.5	—
Glen Selbo	G	Sr.	10.5	—
Walter Lautenbach	G	Sr.	7.6	—
<i>Top Subs</i>				
Robert Haarlow	C	So.	3.1	—

1948

Robert Cook	F	Sr.	12.4	—
Edward Mills	F	Sr.	6.0	—
Don Rehfeldt	C	So.	11.2	—
Douglas Rogers	G	Jr.	5.6	—
James Moore	G	So.	4.4	—
<i>Top Subs</i>				
Larry Pokrzywinski	F	So.	3.8	—
Fred Schneider	F	So.	3.5	—

1949

Fred Schneider	F	Jr.	7.7	—
Marshall Markham	F	So.	5.3	—
Don Rehfeldt	C	Jr.	17.3	—
Robert Mader	G	Jr.	6.3	—
Douglas Rogers	G	Sr.	5.9	—
<i>Top Subs</i>				
Robert Haarlow	C	Sr.	4.7	—
Donald Page	F	Jr.	4.1	—

1950

Fred Schneider	F	Sr.	6.4	—
Donald Page	F	Sr.	5.6	—
Don Rehfeldt	C	Sr.	19.8	—
Albert Nicholas	G	So.	11.6	—
Robert Mader	G	Sr.	7.8	—
<i>Top Subs</i>				
Marshall Markham	F	Jr.	4.3	—
Fred Bencriscutto	F	Jr.	3.0	—

1951

James Clinton	F	So.	12.2	15.6
Dan Markham	F	Sr.	8.9	3.2
Charles Dahlke	C	So.	4.8	9.5
Albert Nicholas	G	Jr.	16.6	11.3
James Van Dien	G	Sr.	5.3	2.7
<i>Top Subs</i>				
Peter Anderson	F	Jr.	4.7	2.9
Thomas Ward	G	So.	2.4	2.3
Silas Johnson	G	Jr.	2.1	1.1

1952

Richard Cable	F	Fr.	8.5	5.8
Ed Carpenter	F	Sr.	5.6	3.9
J. Paul Morrow	C	So.	12.5	13.2
Albert Nicholas	G	Sr.	16.4	9.7
Charles Siefert	G	Jr.	4.2	1.9
<i>Top Subs</i>				
Anthony Stracka	F	So.	4.6	4.3
Peter Anderson	F	Sr.	4.5	2.1
Thomas Ward	G	Jr.	3.1	1.6

1953

Richard Cable	F	So.	13.7	—
Anthony Stracka	F	Jr.	10.3	—
J. Paul Morrow	C	Jr.	16.0	—
Charles Siefert	G	Sr.	12.1	—
Thomas Ward	G	Sr.	4.5	—
<i>Top Subs</i>				
Ronald Weisner	F	Jr.	4.9	—

1954

Richard Cable	F	Jr.	13.7	4.5
Anthony Stracka	F	Sr.	10.4	7.3
J. Paul Morrow	C	Sr.	12.6	9.6
Ronald Weisner	G	Sr.	13.0	3.0
Robert Weber	G	Sr.	5.4	4.6
<i>Top Subs</i>				
Dan Folz	C	So.	2.6	2.1
Mike Daly	F	Sr.	2.8	1.0

1955

Richard Cable	F	Sr.	20.2	5.4
Jim Clinton	F	Sr.	3.2	3.5
Dan Folz	C	Jr.	5.3	4.5
Richard Miller	G	Jr.	14.4	3.6
Richard Jorgensen	G	Jr.	5.6	3.0
<i>Top Subs</i>				
John Parker	C	Jr.	9.7	5.5
Curt Mueller	F	Jr.	6.5	5.8
Robert Badura	G	Jr.	5.7	4.2

1956

Curtis Mueller	F	Sr.	12.2	9.4
Robert Litzow	F	So.	11.8	4.6
John Parker	C	Sr.	8.4	7.8
Richard Miller	G	Sr.	19.5	6.6
Richard Jorgensen	G	Sr.	7.5	4.6
<i>Top Subs</i>				
Dan Folz	C	Sr.	5.5	7.6
Richard Zeiger	F	Jr.	2.8	3.2

1957

Robert Litzow	F	Jr.	16.1	5.5
Glenn Borland	F	Jr.	11.7	6.8
Ray Gross	C	So.	6.5	7.9
Brian Kulas	G	So.	10.0	6.6
Walter Holt	G	Jr.	6.0	2.7
<i>Top Subs</i>				
Dave Leichtfuss	G	Jr.	5.8	5.1
Steve Radke	C	Jr.	3.6	4.5

1958

Robert Litzow	F	Sr.	14.7	3.7
Robert Barneson	F	So.	6.7	6.0
Ray Gross	C	Jr.	6.4	7.1
Walter Holt	G	Sr.	13.4	3.7
Brian Kulas	G	Jr.	9.4	5.5
<i>Top Subs</i>				
Sam Barnard	C	So.	6.9	3.8

1959

Robert Barneson	F	Jr.	12.3	7.2
Jim Biggs	F	So.	8.7	3.6
Fred Clow	C	Jr.	3.1	4.6
Brian Kulas	G	Sr.	15.8	5.0
Steve Stephens	G	Sr.	4.5	2.2
<i>Top Subs</i>				
Rick Murray	G	Jr.	6.9	1.9
Ivan Jefferson	F	So.	6.3	5.2
Bob Serbiak	G	Jr.	4.1	1.4

1960

Tom Hughbanks	F	So.	13.0	8.7
Robert Barneson	F	Sr.	10.7	6.0
Fred Clow	C	Sr.	8.6	9.8
Marty Gharritty	G	So.	13.0	3.1
John Ulwelling	G	So.	10.1	2.6
<i>Top Subs</i>				
Frank Burks	F	So.	11.4	8.5
Rick Murray	F	Sr.	4.2	1.2
Bob Powers	G		3.9	1.6

1961

Tom Hughbanks	F	Jr.	13.1	8.6
Dave Vandermeulen	F	Sr.	7.3	5.4
Tom Gwyn	C	So.	6.9	7.6
Ken Siebel	G	So.	11.8	7.2
Dick Dutriasac	G	Sr.	8.1	2.7
<i>Top Subs</i>				
Ron Jackson	G	Fr.	13.9	7.4
John Ulwelling	G	Jr.	7.6	2.8
Jim Biggs	F	Sr.	5.4	1.2

1962

Ken Siebel	F	Jr.	16.3	7.1
Tom Hughbanks	F	Sr.	9.7	5.3
Jack Brens	C	So.	10.4	7.9
Don Hearnden	G	So.	11.7	2.5
Mike O'Melia	G	So.	7.5	2.5
<i>Top Subs</i>				
Tom Gwyn	F	Jr.	9.0	8.0
Lonnie Ostrom	G	Jr.	5.6	3.4

1963

Ken Siebel	F	Sr.	17.8	8.9
Tom Gwyn	F	Sr.	10.9	11.1
Jack Brens	C	Jr.	17.8	12.8
Dave Grams	G	Jr.	8.4	2.3
Mike O'Melia	G	Jr.	6.5	2.2
<i>Top Subs</i>				
Don Hearnden	G	Jr.	9.1	1.5
Bob Johnson	C	Jr.	5.2	4.3

1964

Ken Gustafson	F	So.	14.9	9.8
Dave Roberts	F	So.	8.3	5.8
Mark Zubor	C	So.	11.9	7.5
Mike O'Melia	G	Sr.	8.9	2.8
Jim Bohlen	G	Jr.	6.5	2.4
<i>Top Subs</i>				
Jack Brens	C	Sr.	16.4	10.6
Don Hearnden	F	Sr.	8.2	1.8
Dave Grams	G	Sr.	6.7	1.4

1965				1971				1977			
Ken Barnes	F	Jr.	15.3 8.8	Leon Howard	F	So.	14.8 8.5	James Gregory	F	Fr.	15.9 10.0
Ken Gustafson	F	Jr.	10.4 6.5	Gary Watson	F	So.	12.0 8.3	Joe Chnelich	F	Fr.	11.9 8.8
Mark Zubor	C	Jr.	15.7 8.2	Glen Richgels	C	Sr.	12.1 10.6	Ray Snyder	C	Fr.	5.3 5.5
Jim Bohan	G	Sr.	13.0 2.6	Clarence Sherrod	G	Sr.	23.8 7.6	Bob Falk	G	Sr.	11.9 2.3
Dennis Sweeney	G	So.	6.6 2.5	Bob Frasor	G	Jr.	6.8 3.0	Arnold Gaines	G	Fr.	8.1 2.8
<i>Top Subs</i>				<i>Top Subs</i>				<i>Top Subs</i>			
Dave Roberts	F	Jr.	7.4 5.5	Lee Oler	F	Jr.	7.5 3.1	Bill Pearson	F	Jr.	6.6 4.8
Keith Stelter	F	So.	6.9 5.1	Dennis Conlon	G	Sr.	6.0 1.7	James Smith III	G	So.	5.9 1.2
Paul Morenz	G	Jr.	5.6 1.3	Jim DeCremier	F	Sr.	3.4 2.5				
1966				1972				1978			
Joe Franklin	F	So.	11.8 9.8	Leon Howard	F	Jr.	16.4 7.8	Joe Chnelich	F	So.	10.2 6.7
Ken Barnes	F	Sr.	11.1 7.0	Kerry Hughes	F	So.	7.1 4.3	Bill Pearson	F	Sr.	9.2 6.1
Mark Zubor	C	Sr.	11.2 6.6	Kim Hughes	C	So.	11.7 10.0	Larry Petty	C	Fr.	5.0 4.7
Ken Gustafson	G	Sr.	13.8 4.9	Lee Older	G	Sr.	12.6 5.1	Arnold Gaines	G	So.	11.3 2.1
Mike Carlin	G	So.	10.3 3.0	Bob Frasor	G	Sr.	10.4 3.0	James Smith III	G	Jr.	7.6 1.4
<i>Top Subs</i>				<i>Top Subs</i>				<i>Top Subs</i>			
Dennis Sweeney	G	Jr.	6.7 2.6	Gary Watson	F	Jr.	14.6 7.3	Wes Matthews	G	Fr.	14.5 3.4
Paul Morenz	G	Sr.	5.2 1.0	Gary Anderson	G	So.	7.3 4.3	James Gregory	F	So.	11.8 7.3
				Lamont Weaver	G	So.	5.9 1.8				
1967				1973				1979			
Chuck Nagle	F	So.	19.3 8.0	Leon Howard	F	Sr.	18.0 6.5	Claude Gregory	F	So.	15.1 8.7
Joe Franklin	F	Jr.	16.1 12.0	Kerry Hughes	F	Jr.	13.1 9.5	Joe Chnelich	F	Jr.	10.6 8.2
James Johnson	C	So.	11.7 5.3	Kim Hughes	C	Jr.	13.8 12.6	Larry Petty	C	So.	9.9 6.9
Jim McCallum	G	Jr.	9.6 2.9	Gary Anderson	G	Jr.	9.0 4.5	Wes Matthews	G	So.	18.5 2.6
Mike Carlin	G	Jr.	9.2 2.7	Marcus McCoy	G	So.	7.8 4.2	Arnold Gaines	G	Jr.	6.9 2.8
<i>Top Subs</i>				<i>Top Subs</i>				<i>Top Subs</i>			
Dennis Sweeney	G	Sr.	5.6 2.4	Lamont Weaver	G	Jr.	6.4 2.7	Dan Hastings	G	So.	4.1 1.1
Eino Hendrickson	C	So.	4.3 5.7	Bruce McCauley	G	So.	5.2 1.4	James Smith	F	Fr.	2.7 2.5
Tom Mitchell	F	So.	4.2 1.5								
1968				1974				1980			
Joe Franklin	F	Sr.	22.7 13.9	Dale Koehler	F	So.	12.6 8.1	Claude Gregory	F	Jr.	18.4 8.8
Chuck Nagle	F	Jr.	14.2 4.4	Kerry Hughes	F	Sr.	10.6 9.2	Joe Chnelich	F	Sr.	10.3 7.2
James Johnson	C	Jr.	16.9 8.0	Kim Hughes	C	Sr.	15.3 11.1	Larry Petty	C	Jr.	8.7 6.0
Mike Carlin	G	Sr.	9.4 2.3	Gary Anderson	G	Sr.	13.5 3.8	Wes Matthews	G	Jr.	19.6 2.6
John Schell	G	Jr.	5.0 2.6	Marcus McCoy	G	Jr.	8.3 3.9	Dan Hastings	G	Jr.	6.3 1.8
<i>Top Subs</i>				<i>Top Subs</i>				<i>Top Subs</i>			
Mel Riddick	G	So.	6.5 2.8	Lamont Weaver	G	Sr.	7.3 2.3	John Bailey	G	So.	2.4 0.4
Jim McCallum	G	Sr.	3.1 1.1	Rick Piacenza	F	Jr.	3.4 2.0	Arnold Gaines	G	Sr.	1.7 1.5
Tom Mitchell	G	Jr.	2.7 1.5								
1969				1975				1981			
Chuck Nagle	F	Sr.	10.9 4.3	Marcus McCoy	F	Sr.	13.1 7.1	Claude Gregory	F	Sr.	20.4 9.2
James Johnson	F	Sr.	19.2 8.8	Bob Luchsinger	F	Sr.	6.8 2.5	Mike Kreklow	F	So.	3.3 1.5
Craig Mayberry	C	Jr.	6.3 5.7	Dale Koehler	C	Jr.	18.2 10.1	Larry Petty	C	Sr.	15.3 8.6
Clarence Sherrod	G	So.	12.5 6.7	Bruce McCauley	G	Sr.	16.7 3.2	John Bailey	G	Jr.	12.3 2.3
Tom Mitchell	G	Sr.	2.6 1.4	Brian Colbert	G	Fr.	4.9 1.6	Greg Dandridge	G	So.	4.4 2.3
<i>Top Subs</i>				<i>Top Subs</i>				<i>Top Subs</i>			
Albert Henry	C	Jr.	8.4 5.0	Tim Paterick	G	Jr.	4.7 1.2	Dan Hastings	G	Sr.	5.4 2.0
Keith Burington	G	Sr.	5.7 1.7	Bob Johnson	C	Jr.	3.7 3.5	Keith Mitchell	F	Jr.	2.4 2.2
Ted Voigt	F	Sr.	3.9 3.0								
1970				1976				1982			
Lloyd Adams	F	So.	11.0 6.5	Dale Koehler	F	Sr.	19.4 10.1	Brad Sellers	F	Fr.	14.0 9.4
Lee Oler	F	So.	9.5 4.9	Bill Pearson	F	So.	6.1 6.1	Cory Blackwell	F	Fr.	13.5 5.1
Albert Henry	C	Sr.	15.0 11.0	Bob Johnson	C	Sr.	6.8 5.9	Keith Mitchell	C	Sr.	5.3 5.1
Clarence Sherrod	G	Jr.	22.4 7.3	James Smith III	G	Fr.	8.2 1.5	John Bailey	G	Sr.	12.9 2.1
Bob Frasor	G	So.	5.9 3.0	Bob Falk	G	Jr.	7.2 2.0	Carl Golston	G	Fr.	9.0 1.9
<i>Top Subs</i>				<i>Top Subs</i>				<i>Top Subs</i>			
Dennis Conlon	G	Jr.	5.3 2.0	Al Rudd	C	Fr.	8.6 4.8	Scott Roth	F	Fr.	4.2 1.9
Craig Mayberry	F	Sr.	5.2 5.3	Brian Colbert	G	So.	8.6 1.8	John Ploss	C	Fr.	2.4 1.9

STARTING LINEUPS

1983

Cory Blackwell	F	So.	18.3	7.4
Brad Sellers	F	So.	16.4	7.8
John Ploss	C	So.	1.3	1.3
Rick Olson	G	Fr.	11.0	1.5
Scott Roth	G	So.	5.8	3.4
<i>Top Subs</i>				
Jim Smith	F	Fr.	4.9	2.2
David Miller	G	Fr.	4.6	2.1

1984

Cory Blackwell	F	Jr.	18.9	8.7
Scott Roth	F	Jr.	13.5	3.0
John Ploss	C	Jr.	2.4	2.4
Rick Olson	G	So.	14.0	1.6
David Miller	G	So.	9.7	4.1
<i>Top Subs</i>				
Mike Heineman	G	Fr.	3.6	2.4
Gregg Steinhaus	F	So.	2.7	1.2

1985

Scott Roth	F	Sr.	18.3	3.1
J.J. Weber	F	So.	7.4	5.8
John Ploss	C	Sr.	5.9	3.6
Rick Olson	G	Jr.	16.7	1.9
Mike Heineman	G	So.	7.2	4.7
<i>Top Subs</i>				
Robert Barnes	F	Fr.	4.7	3.5
Shelton Smith	G	Fr.	3.9	1.0

1986

J.J. Weber	F	Jr.	11.8	5.8
Rod Ripley	F	Jr.	8.7	6.9
Gregg Steinhaus	C	Sr.	7.1	3.1
Rick Olson	G	Sr.	20.4	2.4
Mike Heineman	G	Jr.	7.9	3.5
<i>Top Subs</i>				
Shelton Smith	G	So.	13.2	1.6
Tom Molaski	G	So.	4.4	2.7

1987

Danny Jones	F	Fr.	8.2	3.2
Rod Ripley	F	Sr.	5.9	4.8
J.J. Weber	C	Sr.	15.1	8.1
Mike Heineman	G	Sr.	10.3	4.5
Trent Jackson	G	So.	12.5	1.3
<i>Top Subs</i>				
Shelton Smith	G	Jr.	11.5	1.7
Kurt Portmann	F	Fr.	3.7	2.2
Tom Molaski	F	Jr.	3.0	2.0

1988

Danny Jones	F	So.	17.0	4.7
Kurt Portmann	F	So.	5.4	3.6
Darin Schubring	C	Jr.	3.3	3.6
Trent Jackson	G	Jr.	19.5	3.8
Tom Molaski	G	Jr.	5.6	3.8
<i>Top Subs</i>				
Tim Locum	G	Fr.	6.7	1.5
Rodney Tapp	G	Sr.	5.5	1.8

1989

Danny Jones	F	Jr.	20.4	4.7
Willie Simms	F	So.	6.3	3.3
Kurt Portmann	C	Jr.	4.5	3.7
Trent Jackson	G	Sr.	19.1	3.0
Tom Molaski	G	Sr.	5.0	2.8
<i>Top Subs</i>				
Tim Locum	G	So.	8.8	2.4
Patrick Tompkins	C	So.	5.3	3.8
Darin Schubring	C	Sr.	3.5	1.6

1990

Danny Jones	F	Sr.	17.7	4.5
Willie Simms	F	Jr.	13.3	4.8
Patrick Tompkins	C	Jr.	6.6	6.4
Tim Locum	G	Jr.	9.8	2.3
Larry Hisle	G	Fr.	4.5	1.4
<i>Top Subs</i>				
Brian Good	G	So.	5.7	0.7
Kurt Portmann	C	Sr.	3.7	4.3
Billy Douglass	G	So.	2.8	1.3

1991

Willie Simms	F	Sr.	14.5	5.1
John Ellenson	F	Sr.	6.7	2.8
Patrick Tompkins	C	Sr.	14.1	8.8
Tim Locum	G	Sr.	11.0	2.5
Larry Hisle	G	So.	8.7	2.2
<i>Top Subs</i>				
Carlton McGee	F	Fr.	5.0	1.7
Jay Peters	G	Jr.	3.0	0.9
Billy Douglass	G	Jr.	2.1	1.1

1992

Carlton McGee	F	So.	10.6	4.4
Billy Douglass	F	Sr.	4.5	2.3
Grant Johnson	C	So.	2.9	3.2
Tracy Webster	G	So.	17.3	3.7
Michael Finley	G	Fr.	12.3	4.9
<i>Top Subs</i>				
Louis Ely	C	Jr.	6.5	3.3
Brian Good	G	Sr.	5.9	0.4
Jay Peters	G	Sr.	3.0	1.6

1993

Michael Finley	F	So.	22.1	5.8
Brian Kelley	F	So.	5.0	4.1
Damon Harrell	C	Sr.	4.6	3.2
Tracy Webster	G	Jr.	14.1	3.4
Andy Kilbride	G	So.	6.7	1.3
<i>Top Subs</i>				
Jason Johnsen	G	Jr.	6.7	1.4
Louis Ely	C	Sr.	6.3	3.7

TALE OF THE TAPE

The Tallest

7-0	Eino Hendrickson 1967, 68, 70
	Bob Hinga 1973
	Grant Johnson 1991, 92, 93
6-11	Kim Hughes 1972, 73, 74
	Kerry Hughes 1972, 73, 74
	Mark Newburg	... 1976, 77, 79, 80
	Brad Sellers 1982, 83
	Kurt Portmann	... 1987, 88, 89, 90
	Rashard Griffith 1994
6-10	Donald Timmerman 1940, 41
	Al Rudd 1976
	Scott Plondke 1984
	Darin Schubring	... 1986, 87, 88, 89
	Jeff Petersen 1992, 93

The Shortest

5-7	Eugene Mathews 1945, 1946
	Arthur Rizzi 1947
	Mike Daly 1953, 54
5-8	Paul Bronson 1943
	Arthur Rizzi 1946
	Mike Daly 1952
	Steven Stephens 1956
	Ronald Weisner 1952, 53
5-9	Edward Downs 1942, 43
	Ronald Weisner 1952
	David Mills 1959
	Steven Stephens 1957, 58
	Carl Golston 1982

The Heaviest


265	Rashard Griffith 1994
255	Patrick Tompkins 1991
245	Bob Hinga 1973
	Larry Petty 1979
	Brian Kelley 1992
244	Grant Johnson 1993

The Lightest

132	Eugene Mathews 1946
140	Richard Box 1960
144	Mike Daly 1953
145	James Bohlen 1963
147	Mike Daly 1954
148	Mickey McKichan 1958

Heights and weights not available prior to 1940.

THE RECORD BOOK



CAREER TOP TENS

Games Played

- 118 Tim Locum, 1988-91
- 118 Danny Jones, 1987-90
- 118 Kurt Portmann, 1987-90
- 113 Tom Molaski, 1986-89
- 112 Rick Olson, 1983-86
- 110 Claude Gregory, 1978-81
- 110 Larry Petty, 1978-81
- 109 Scott Roth, 1982-85
- 109 Joe Chrnlich, 1977-80
- 105 Dan Hastings, 1978-81
- 105 J.J. Weber, 1984-87

Games Started

- 112 Rick Olson, 1983-86
- 109 Danny Jones, 1987-90
- 108 Joe Chrnlich, 1977-80
- 99 Larry Petty, 1978-81
- 88 Claude Gregory, 1978-81
- 83 Willie Simms, 1988-91
- 83 J.J. Weber, 1984-87
- 79 Cory Blackwell, 1982-84
- 75 Arnold Gaines, 1977-80
- 72 Trent Jackson, 1986-89

Minutes

- 3,962 Rick Olson, 1983-86
- 3,623 Danny Jones, 1987-90
- 3,410 Claude Gregory, 1978-81
- 3,392 Larry Petty, 1978-81
- 2,940 Scott Roth, 1982-85
- 2,927 Trent Jackson, 1986-89
- 2,909 Cory Blackwell, 1982-84
- 2,874 Tim Locum, 1988-91
- 2,855 Mike Heineman, 1984-87
- 2,621 Joe Chrnlich, 1977-80 *

* minutes from 1977 season not available

Points

- 1,854 Danny Jones, 1987-90
- 1,745 Claude Gregory, 1978-81
- 1,736 Rick Olson, 1983-86
- 1,545 Trent Jackson, 1986-89
- 1,408 Clarence Sherrod, 1969-71
- 1,405 Cory Blackwell, 1982-84
- 1,251 Wes Matthews, 1978-80
- 1,215 Joe Franklin, 1966-68
- 1,200 Dale Koehler, 1973-76
- 1,180 Dick Cable, 1952-55

Scoring Average

- 19.6 Clarence Sherrod, 1969-71
- 18.1 Wes Matthews, 1978-80
- 17.0 **Michael Finley, 1992-**
- 16.9 Cory Blackwell, 1982-84
- 16.9 Joe Franklin, 1966-68
- 16.6 Leon Howard, 1971-73
- 15.9 James Johnson, 1967-69
- 15.9 Claude Gregory, 1978-81
- 15.8 **Tracy Webster, 1992-**
- 15.8 Claude Gregory, 1978-81

Field Goals

- 729 Rick Olson, 1983-86
- 723 Danny Jones, 1987-90
- 656 Claude Gregory, 1978-81
- 563 Cory Blackwell, 1982-84
- 557 Trent Jackson, 1986-89
- 500 Clarence Sherrod, 1969-71
- 489 Wes Matthews, 1978-80
- 465 Joe Chrnlich, 1977-80
- 459 Joe Franklin, 1966-68
- 465 Scott Roth, 1982-85

Field Goal Attempts

- 1,535 Rick Olson, 1983-86
- 1,492 Claude Gregory, 1978-81
- 1,351 Danny Jones, 1987-90
- 1,234 Cory Blackwell, 1982-84
- 1,230 Clarence Sherrod, 1969-71
- 1,218 Bob Litzow, 1956-58
- 1,206 Trent Jackson, 1986-89
- 1,199 Don Rehfeldt, 1947-50
- 1,088 Ab Nicholas, 1950-52
- 1,082 Dick Cable, 1952-55

Field Goal Percentage

(min. 500 attempts)

- .573 P. Tompkins (306-534), 1988-91
- .545 Willie Simms (391-717), 1988-91
- .535 Danny Jones (723-1351), 1987-90
- .527 J.J. Weber (405-768), 1984-87
- .512 Joe Chrnlich (465-908), 1977-80
- .493 M. Heineman (262-532), 1984-87
- .493 Brad Sellers (356-723), 1982-83
- .491 Scott Roth (455-927), 1982-85
- .481 Tim Locum (342-711), 1988-91
- .477 W. Matthews (489-1026), 1978-80

3-Point Field Goals

- 227 Tim Locum, 1988-91
- 193 Trent Jackson, 1986-89
- 120 **Tracy Webster, 1992-**
- 94 Brian Good, 1989-92
- 89 **Michael Finley, 1992-**
- 59 Shelton Smith, 1985-87
- 54 **Andy Kilbride, 1992-**
- 51 Larry Hisle, 1990-91
- 49 **Jason Johnsen, 1991-**
- 36 John Ellenson, 1989-91

3-Point Field Goal Attempts

- 481 Tim Locum, 1988-91
- 430 Trent Jackson, 1986-89
- 287 **Tracy Webster, 1992-**
- 245 **Michael Finley, 1992-**
- 218 Brian Good, 1989-92
- 149 Larry Hisle, 1990-91
- 139 Shelton Smith, 1985-87
- 135 **Jason Johnsen, 1991-**
- 123 **Andy Kilbride, 1992-**
- 91 John Ellenson, 1989-91

3-Point Field Goal Percentage

(min. 60 attempts)

- .475 Mike Heineman (29-61), 1984-87
- .472 Tim Locum (227-481), 1988-91
- .449 Trent Jackson (193-430), 1986-89
- .439 **Andy Kilbride (54-123), 1992-**
- .431 Brian Good (94-218), 1989-92
- .424 Shelton Smith (59-139), 1985-87
- .418 **Tracy Webster (120-287), 1992-**
- .396 John Ellenson (36-91), 1989-91
- .366 Jay Peters (30-82), 1991-92
- .363 **Michael Finley (89-245), 1992-**
- .363 **Jason Johnsen (49-135), 1991-**

Free Throws

- 433 Claude Gregory, 1978-81
- 408 Danny Jones, 1987-90
- 408 Clarence Sherrod, 1969-71
- 316 Dick Cable, 1952-55
- 307 Paul Morrow, 1952-54
- 301 James Johnson, 1967-69
- 299 Leon Howard, 1971-73
- 297 Joe Franklin, 1966-68
- 282 Ken Siebel, 1961-63
- 278 Cory Blackwell, 1982-84
- 278 Ab Nicholas, 1950-52

Free Throw Attempts

1. 599 Danny Jones, 1987-90
2. 586 Claude Gregory, 1978-81
3. 522 Clarence Sherrod, 1969-71
4. 476 Joe Franklin, 1966-68
5. 449 Paul Morrow, 1952-54
6. 429 James Johnson, 1967-69
7. 423 Leon Howard, 1971-73
8. 422 Ab Nicholas, 1950-52
9. 410 Ken Siebel, 1961-63
10. 397 Cory Blackwell, 1982-84

Free Throw Percentage

(min. 175 attempts)

1. .870 Rick Olson (260-299), 1983-86
2. .856 Tim Locum (166-194), 1988-91
3. .817 Wes Matthews (273-334), 1978-80
4. .804 Mike Carlin (172-214), 1966-68
5. .801 Dick Miller (246-307), 1954-56
6. .794 **Tracy Webster (162-204), 1992-**
7. .782 C. Sherrod (408-522), 1969-71
8. .773 Trent Jackson (238-308), 1986-89
9. .766 Lee Oler (164-214), 1970-72
10. .757 Michael Finley (206-272), 1992-

Rebounds

1. 904 Claude Gregory, 1978-81
2. 858 Joe Franklin, 1966-68
3. 841 Joe Chnelich, 1977-80
4. 806 Kim Hughes, 1972-74
5. 718 Larry Petty, 1978-81
6. 641 Tom Gwyn, 1961-63
7. 592 J.J. Weber, 1984-87
8. 586 Cory Blackwell, 1982-84
9. 574 Jack Brens, 1962-64
10. 529 James Johnson, 1967-69

Rebounding Average

(min. 500 rebounds)

1. 11.9 Joe Franklin, 1966-68
2. 11.2 Kim Hughes, 1972-74
3. 10.4 Jack Brens, 1962-64
4. 8.9 Tom Gwyn, 1961-63
5. 8.7 Dale Koehler, 1973-76
6. 8.2 Claude Gregory, 1978-81
7. 7.8 Kerry Hughes, 1972-74
8. 7.7 Joe Chnelich, 1977-80
9. 7.6 Ken Siebel, 1961-63
- 7.6 Leon Howard, 1971-73

Assists

1. 388 Mike Heineman, 1984-87
2. 335 Tom Molaski, 1986-89
3. **330 Tracy Webster, 1992-**
4. 290 Arnold Gaines, 1977-80
5. 261 Trent Jackson, 1986-89
6. 259 Rick Olson, 1983-86
7. 255 Scott Roth, 1982-85
- 255 Wes Matthews, 1978-80
9. 250 Willie Simms, 1988-91
10. 222 Dan Hastings, 1978-81


Blocked Shots

1. 120 Brad Sellers, 1982-83
2. 102 Kurt Portmann, 1987-90
3. 95 J.J. Weber, 1984-87
4. 92 Louis Ely, 1991-93
5. 67 Claude Gregory, 1978-81
6. 55 Larry Petty, 1978-81
7. 54 Danny Jones, 1987-90
8. 52 Patrick Tompkins, 1988-91
9. **46 Grant Johnson, 1991-**
10. **42 Michael Finley, 1992-**


Steals

1. 151 Trent Jackson, 1986-89
2. 131 Claude Gregory, 1978-81
3. **114 Tracy Webster, 1992-**
4. 113 Wes Matthews, 1978-80
5. 110 Tom Molaski, 1986-89
6. 102 Rick Olson, 1983-86
7. 101 Cory Blackwell, 1982-84
8. 99 Tim Locum, 1988-91
9. 98 Scott Roth, 1982-85
10. 92 Mike Heineman, 1984-87

Active players in bold.



Rick Olson is UW's career leader in five categories, including field goals (729) and free throw percentage (.870).



Claude Gregory is Wisconsin's all-time leader in free throws (433) and rebounds (904) and ranks second in points (1,745) and steals (131).

SEASON TOP TENS

Games Played

1. 31 Grant Johnson, 1992
- 31 Michael Finley, 1992
- 31 Tracy Webster, 1992
- 31 Billy Douglass, 1990
- 31 Larry Hisle, 1990
- 31 Danny Jones, 1990
- 31 Kurt Portmann, 1990
- 31 Danny Jones, 1987
- 31 Rod Ripley, 1987
- 31 Shelton Smith, 1987
- 31 J.J. Weber, 1987

Games Started

1. 31 Tracy Webster, 1992
- 31 Danny Jones, 1990
- 31 J.J. Weber, 1987
4. 30 Willie Simms, 1990
- 30 Patrick Tompkins, 1990
- 30 Trent Jackson, 1989
- 30 Danny Jones, 1989
8. 29 Joe Chrnelich, 1980
9. 28 Many players

Minutes

1. 1,099 Trent Jackson, 1989
2. 1,091 Patrick Tompkins, 1991
3. 1,077 Tracy Webster, 1992
4. 1,062 Danny Jones, 1989
5. 1,045 Cory Blackwell, 1983
6. 1,043 Danny Jones, 1990
7. 1,032 Trent Jackson, 1988
8. 1,030 Rick Olson, 1984
9. 1,009 Brad Sellers, 1983
10. 1,001 Claude Gregory, 1980

Points

1. 620 Michael Finley, 1993
2. 611 Danny Jones, 1989
3. 574 Trent Jackson, 1989
4. 571 Rick Olson, 1986
5. 570 Clarence Sherrod, 1971
6. 550 Claude Gregory, 1981
7. 549 Wes Matthews, 1980
8. 548 Danny Jones, 1990
9. 546 Trent Jackson, 1988
10. 544 Joe Franklin, 1968

Scoring Average

1. 23.8 Clarence Sherrod, 1971
2. 22.7 Joe Franklin, 1968
3. 22.4 Clarence Sherrod, 1970
4. 22.1 Michael Finley, 1993
5. 20.4 Danny Jones, 1989
- 20.4 Rick Olson, 1986
- 20.4 Claude Gregory, 1981
8. 20.2 Dick Cable, 1955
9. 19.8 Don Rehfeldt, 1950
10. 19.6 Wes Matthews, 1980

Field Goals

1. 237 Rick Olson, 1986
2. 231 Danny Jones, 1989
3. 223 Michael Finley, 1993
4. 215 Danny Jones, 1990
- 215 Cory Blackwell, 1983
6. 211 Wes Matthews, 1980
- 211 Clarence Sherrod, 1971
8. 202 Joe Franklin, 1968
9. 201 Trent Jackson, 1989
- 201 Cory Blackwell, 1984

Field Goal Attempts

1. 519 Clarence Sherrod, 1971
2. 505 Don Rehfeldt, 1960
3. 485 Rick Olson, 1986
4. 478 Michael Finley, 1993
5. 468 Bob Litzow, 1957
6. 465 Cory Blackwell, 1983
7. 449 Danny Jones, 1989
8. 439 Cory Blackwell, 1984
9. 438 Clarence Sherrod, 1970
- 438 Claude Gregory, 1981

Field Goal Percentage

- (min. 100 attempts)
1. .636 Patrick Tompkins (164-258), 1991
 2. .611 Louis Ely (80-131), 1993
 3. .573 Willie Simms (153-267), 1991
 4. .570 Al Rudd (81-142), 1976
 - .570 Danny Jones (176-309), 1988
 6. .562 J.J. Weber (182-324), 1987
 7. .558 Danny Jones (101-181), 1987
 - .558 Kurt Portmann (63-113), 1989
 9. .554 Carlton McGee (123-222), 1992
 10. .549 Shelton Smith (84-153), 1986

3-Point Field Goals

1. 75 Tracy Webster, 1992
2. 74 Trent Jackson, 1988
3. 73 Trent Jackson, 1989
4. 67 Tim Locum, 1990
5. 65 Tim Locum, 1991
6. 63 Michael Finley, 1993
7. 59 Shelton Smith, 1987
8. 54 Tim Locum, 1989
9. 49 Jason Johnsen, 1993
- 49 Andy Kilbride, 1993

3-Point Field Goal Attempts

1. 173 Michael Finley, 1993
2. 164 Trent Jackson, 1988
3. 163 Trent Jackson, 1989
4. 153 Tracy Webster, 1992
5. 143 Tim Locum, 1990
6. 139 Shelton Smith, 1987
7. 134 Tracy Webster, 1993
- 134 Tim Locum, 1991
9. 126 Jason Johnsen, 1993
10. 111 Tim Locum, 1989

3-Point Field Goal Percentage

- (min. 60 attempts)
1. .490 Tracy Webster (75-153), 1992
 2. .486 Tim Locum (54-111), 1989
 3. .485 Tim Locum (65-134), 1991
 4. .475 Mike Heineman (29-61), 1987
 5. .469 Tim Locum (67-143), 1990
 6. .458 Andy Kilbride (49-107), 1993
 - .458 Brian Good (38-83), 1992
 8. .451 Trent Jackson (74-164), 1988
 9. .448 Trent Jackson (73-163), 1989
 10. .441 Tim Locum (41-93), 1988

Free Throws

1. 168 Clarence Sherrod, 1970
2. 152 Claude Gregory, 1981
3. 149 Danny Jones, 1989
4. 148 Clarence Sherrod, 1970
5. 145 Dick Miller, 1956
6. 140 Joe Franklin, 1968
- 140 Claude Gregory, 1980
8. 134 James Johnson, 1969
9. 130 Dick Cable, 1955
10. 127 Wes Matthews, 1980
- 127 Cory Blackwell, 1984

Free Throw Attempts

1. 210 Joe Franklin, 1968
2. 202 Clarence Sherrod, 1970
- 202 Claude Gregory, 1981
4. 200 Clarence Sherrod, 1971
5. 199 Danny Jones, 1989
6. 192 James Johnson, 1969
7. 189 Claude Gregory, 1980
8. 188 Danny Jones, 1990
9. 181 Cory Blackwell, 1984
- 181 Dick Cable, 1956

Free Throw Percentage

(min. 50 made)

1. .905 Brian Good (57-63), 1990
2. .894 Rick Olson (59-66), 1984
3. .890 Rick Olson (72-82), 1985
4. .888 Wes Matthews (127-143), 1980
5. .882 Rick Olson (97-110), 1986
6. .864 Tim Locum (51-59), 1991
7. .841 Chuck Nagle (53-63), 1969
8. .832 Clarence Sherrod (168-202), 1970
9. .830 Trent Jackson (88-106), 1988
10. .828 Brad Sellers (82-99), 1983

Rebounds

1. 344 Jim Clinton, 1951
2. 334 Joe Franklin, 1968
3. 306 Jack Brens, 1963
4. 301 Kim Hughes, 1973
5. 290 Paul Morrow, 1952
6. 289 Joe Franklin, 1967
7. 270 James Gregory, 1977
8. 267 Tom Gwyn, 1963
9. 266 Kim Hughes, 1974
10. 265 Albert Henry, 1970

Rebounding Average

1. 15.6 Jim Clinton, 1951
2. 13.9 Joe Franklin, 1968
3. 13.2 Paul Morrow, 1952
4. 12.8 Jack Brens, 1963
5. 12.5 Kim Hughes, 1973
6. 12.0 Joe Franklin, 1967
7. 11.3 Ab Nicholas, 1951
8. 11.1 Tom Gwyn, 1963
- 11.1 Kim Hughes, 1974
10. 11.0 Albert Henry, 1970

Assists

1. **179 Tracy Webster, 1993**
2. **151 Tracy Webster, 1992**
3. 137 Mike Heineman, 1987
4. 118 Wes Matthews, 1980
5. 111 Mike Heineman, 1985
6. 108 Tom Molaski, 1989
7. 106 Wes Matthews, 1979
8. 104 Tom Molaski, 1988
9. 101 Trent Jackson, 1989
10. 100 Mike Heineman, 1986


Blocked Shots

1. 68 Brad Sellers, 1983
2. 52 Brad Sellers, 1982
3. 45 J.J. Weber, 1987
4. 41 Louis Ely, 1992
5. 34 Kurt Portmann, 1989
6. 31 Louis Ely, 1993
7. 30 Kurt Portmann, 1990
8. **27 Grant Johnson, 1992**
9. 26 Claude Gregory, 1981
10. 25 Larry Petty, 1981
- 25 Kurt Portmann, 1988
- 25 Patrick Tompkins, 1991


Steals

1. **66 Tracy Webster, 1993**
2. 59 Trent Jackson, 1988
3. 53 Wes Matthews, 1979
4. 50 Trent Jackson, 1989
5. **49 Michael Finley, 1993**
6. **48 Tracy Webster, 1992**
7. 45 Claude Gregory, 1979
8. 43 Scott Roth, 1984
9. 42 Wes Matthews, 1980
- 42 Tom Molaski, 1988

Active players in bold.



Tracy Webster owns or shares five season records, including three-point field goals (75), assists (179) and steals (66).



Clarence Sherrod holds seasons records for scoring average (23.8) and free throws (168).

SINGLE-GAME TOP TENS

Points

1. 42 Ken Barnes vs. Indiana, 3/8/65
2. 39 Rick Olson vs. Michigan, 1/14/84
3. 38 Dale Koehler vs. Iowa, 2/1/75
- 38 Joe Franklin vs. Michigan State, 1/16/68
5. 37 Chuck Nagle vs. Michigan, 3/4/67
6. 36 **Tracy Webster vs. Southeast Missouri State, 11/25/91**
- 36 Dale Koehler vs. Michigan, 2/2/76
8. 35 Rick Olson vs. San Francisco State, 12/2/85
- 35 Claude Gregory vs. Kentucky State, 12/5/80
- 35 Jack Brens vs. Indiana, 2/25/63
- 35 Clarence Sherrod vs. Iowa, 2/10/58
- 35 Don Rehfeldt vs. Northwestern, 2/11/50

Field Goals

1. 17 Rick Olson vs. San Francisco State, 12/2/85
2. 16 Bob Litzow vs. Indiana, 2/10/58
3. 15 Rick Olson at Michigan State, 1/30/86
- 15 Rick Olson vs. Purdue, 1/19/85
- 15 Dale Koehler vs. Iowa, 2/1/75
- 15 Dale Koehler at Michigan, 2/2/76
- 15 Clarence Sherrod vs. Eastern Illinois, 12/1/70
- 15 Chuck Nagle vs. Purdue, 3/2/68
- 15 Joe Franklin vs. Michigan State, 1/16/68
- 15 Joe Franklin vs. Michigan, 1/6/68
- 15 Ken Barnes vs. Indiana, 3/8/65

Field Goal Attempts

1. 37 Don Rehfeldt vs. Iowa, 2/28/49
2. 32 Bob Litzow vs. Indiana, 2/10/58
- 32 Don Rehfeldt vs. Iowa, 2/18/50
4. 31 Don Rehfeldt at UCLA, 12/23/48
5. 30 Bob Litzow at Ohio State, 1/14/56
6. 28 **Michael Finley at Michigan State, 1/23/93**
- 28 Jack Brens vs. Indiana, 2/25/63
8. 27 Tracy Webster at Nebraska, 12/11/91
- 27 Rick Olson vs. Illinois, 2/15/86
- 27 Rick Olson vs. Boston College, 12/27/85
- 27 Rick Olson vs. San Francisco State, 12/2/85

Field Goal Percentage (min. 10 attempts)

1. .923 Al Henry (12-13) vs. Minnesota, 1/13/70
2. .909 Larry Hisle (10-11) vs. Texas-Arlington, 12/22/90
- .909 Scott Roth (10-11) at New Mexico, 12/29/84
4. .900 Carlton McGee (9-10) vs. Michigan, 2/26/92
- .900 Patrick Tompkins (9-10) at Oregon, 11/24/90
- .900 Willie Simms (9-10) vs. Iowa, 1/11/90
- .900 Trent Jackson (9-10) vs. Northwestern, 1/30/88
- .900 Larry Petty (9-10) vs. Illinois, 1/18/79
9. .875 Leon Howard (14-16) vs. Michigan State, 1/20/73
10. .846 Wes Matthews (11-13) vs. Michigan State, 12/23/79
- .846 Walter Holt (11-13) vs. Rice, 12/16/57



Ken Barnes set Wisconsin's single-game scoring record with 42 points against Indiana in 1965.

3-Point Field Goals

1. 7 Larry Hisle vs. Texas-Arlington, 12/22/90
- 7 Tim Locum vs. Rollins, 12/15/89
- 7 Tim Locum vs. Butler, 12/5/87
- 7 Trent Jackson at Ohio State, 1/17/87
5. 6 **Andy Kilbride vs. Indiana, 3/14/93**
- 6 Tim Locum vs. Minnesota, 1/22/90
- 6 Tim Locum vs. Western Kentucky, 11/25/89
- 6 Trent Jackson vs. Oregon, 11/26/88
- 6 Trent Jackson at UNLV, 12/28/87
10. 5 By several players

3-Point Field Goal Attempts

1. 13 **Michael Finley at Minnesota, 2/18/93**
2. 12 Tim Locum vs. Butler, 12/5/87
3. 11 **Michael Finley at Northwestern, 3/6/93**
- 11 **Tracy Webster at Indiana, 3/12/92**
- 11 **Tracy Webster vs. Indiana, 1/11/92**
- 11 Trent Jackson at Ohio State, 1/17/87
- 11 Shelton Smith at Miami (FL), 12/8/86
8. 10 By several players

3-Point Field Goal Percentage (min. 6 attempts)

- 1.000 Larry Hisle (7-7) vs. Texas-Arlington, 12/22/90
- .833 **Tracy Webster (5-6) vs. Illinois, 2/20/92**
.833 Tim Locum (5-6) vs. Iowa, 1/25/88
.833 Tim Locum (5-6) vs. Iowa, 1/17/91
.833 Shelton Smith (5-6) vs. Northern Illinois, 12/11/86
- .778 Tim Locum (7-9) vs. Rollins, 12/15/89
- .750 Tim Locum (6-8) vs. Western Kentucky, 11/25/89
.750 Trent Jackson (6-8) vs. Oregon, 11/26/88
- .714 Tim Locum (5-7) vs. Texas-Arlington, 12/22/90
.714 Trent Jackson (5-7) at Michigan State, 3/12/88

Free Throws

- 17 Dale Koehler vs. Loyola (IL), 12/6/75
- 15 Bill Pearson at Northwestern, 2/18/78
15 Paul Morrow at Michigan, 2/21/53
- 14 Rick Olson vs. Purdue, 2/13/86
14 Clarence Sherrod vs. Tulane, 12/19/70
- 13 **Tracy Webster vs. Southeast Missouri State, 11/25/91**
13 Danny Jones vs. Marquette, 2/22/89
13 Danny Jones vs. Minnesota, 1/4/89
13 Danny Jones at Marquette, 12/3/88
- 12 By several players

Free Throw Attempts

- 24 Paul Morrow at Michigan, 2/21/53
- 23 Dale Koehler vs. Loyola (IL), 12/6/75
- 19 Willie Simms vs. Minnesota, 1/7/91
19 Joe Franklin vs. Michigan, 1/10/67
- 18 Joe Franklin at Northwestern, 3/9/68
- 17 Danny Jones vs. Michigan, 2/3/90
17 Leon Howard vs. Illinois, 2/10/73
17 Ron Jackson vs. Iowa, 1/6/62
17 Ken Siebel at Indiana, 2/12/62
17 Jack Brens at Indiana, 2/12/62

Free Throw Percentage (min. 10 attempts)

- 1.000 Rick Olson (14-14) vs. Purdue, 2/13/86
1.000 Tim Locum (12-12) vs. Marquette, 2/19/90
1.000 Rod Ripley (12-12) vs. Marquette, 11/30/85
1.000 Scott Roth (12-12) vs. Washington State, 12/1/84
1.000 Clarence Sherrod (12-12) vs. Ohio State, 2/24/70
1.000 Dick Miller (12-12) at Illinois, 1/9/56
1.000 Claude Gregory (11-11) vs. Northwestern, 1/11/79
1.000 Wes Matthews (11-11) vs. Cleveland State, 12/22/79
1.000 Clarence Sherrod (11-11) at Minnesota, 3/6/71
1.000 Leon Howard (11-11) at Iowa, 2/27/71
1.000 Clarence Sherrod (11-11) vs. Illinois, 2/23/71
1.000 Dick Miller (11-11) vs. Minnesota, 2/21/55
1.000 **Tracy Webster (10-10) vs. Northwestern, 2/3/93**
1.000 **Michael Finley (10-10) vs. Michigan, 2/26/92**
1.000 **Michael Finley (10-10) vs. Purdue, 2/2/92**
1.000 Tim Locum (10-10) vs. Ohio State, 3/4/89
1.000 Trent Jackson (10-10) vs. Northern Illinois, 12/1/87
1.000 Ron Weisner (10-10) at LSU, 12/19/53

Rebounds

- 30 Paul Morrow vs. Purdue, 1/3/53
- 27 Joe Franklin vs. Purdue, 3/2/68
- 26 Mark Zubor vs. Gonzaga, 12/17/63
- 25 Joe Chernelich vs. St. Mary's, 12/2/76
- 23 Joe Franklin at Illinois, 12/19/66
23 Ken Barnes vs. Indiana, 3/8/65
23 Jack Brens vs. St. John's, 1/26/63
23 Curt Mueller vs. Northwestern, 3/3/56
- 22 Kerry Hughes vs. Iowa, 2/9/74
22 Jack Brens vs. Illinois, 2/11/63

Assists

- 13 **Tracy Webster vs. Michigan, 2/26/92**
13 Wes Matthews vs. Army, 12/30/79
- 12 **Tracy Webster vs. Coastal Carolina, 12/7/92**
- 11 Mike Heineman vs. Northwestern, 3/9/85
11 Wes Matthews at Northwestern, 2/24/79
11 Joe Chernelich vs. Canisius, 12/3/77
11 Jim Smith at Northwestern, 2/19/77
11 Dick Cable vs. California, 12/26/52
- 10 By several players

Blocked Shots

- 9 Brad Sellers vs. Toledo, 11/29/82
- 7 Brad Sellers vs. Minnesota, 1/21/82
7 Brad Sellers vs. Ball State, 12/8/82
- 6 Louis Ely at Illinois, 1/22/92
- 5 Louis Ely vs. Tennessee Tech, 12/31/90
5 J.J. Weber vs. Minnesota, 3/5/87
5 J.J. Weber vs. Purdue, 1/10/87
5 J.J. Weber vs. South Florida, 11/29/86
- 4 By several players

Steals

- 10 **Michael Finley vs. Purdue, 2/13/93**
- 9 Mike Heineman vs. Morgan State, 11/25/84
- 6 **Tracy Webster at Iowa, 3/10/93**
6 **Tracy Webster vs. Illinois, 2/28/93**
6 **Tracy Webster vs. UW-Green Bay, 12/5/92**
6 Trent Jackson vs. Michigan, 1/24/87
- 5 By several players

Active players in bold.

TEAM SEASON RECORDS

Points

1. 2,226 in 1992
2. 2,193 in 1987
3. 2,156 in 1993
4. 2,123 in 1991
5. 2,100 in 1989

3-Point Field Goal Attempts

1. 570 in 1993
2. 450 in 1991
3. 420 in 1992
4. 358 in 1987
5. 326 in 1989

Opponent Rebounding Average

1. 29.5 in 1989
2. 29.8 in 1991
3. 30.5 in 1984
4. 30.7 in 1990
5. 31.8 in 1980

Scoring Average

1. 86.3 in 1971
2. 84.7 in 1962
3. 81.9 in 1964
4. 81.8 in 1967
5. 80.1 in 1968

3-Point Field Goal Percentage

1. .448 (146-326) in 1989
2. .447 (160-358) in 1987
3. .432 (126-292) in 1988
4. .426 (179-420) in 1992
5. .413 (186-450) in 1991

Assists

1. 506 in 1987
2. 469 in 1991
3. 456 in 1985
4. 450 in 1989
5. 448 in 1976

Opponent Scoring Average

1. 52.6 in 1950
2. 56.9 in 1951
3. 60.0 in 1952
4. 61.9 in 1953
5. 63.3 in 1954

Free Throws

1. 495 in 1955
2. 486 in 1954
3. 473 in 1953
4. 463 in 1992
- 463 in 1971

Fewest Turnovers

1. 374 in 1985
2. 379 in 1984
3. 382 in 1986
4. 401 in 1989
5. 409 in 1983

Field Goals

1. 814 in 1986
2. 813 in 1987
3. 803 in 1985
4. 793 in 1993
- 793 in 1962

Free Throw Attempts

1. 717 in 1953
2. 695 in 1954
3. 693 in 1955
4. 682 in 1992
5. 666 in 1962

Blocked Shots

1. 153 in 1992
2. 96 in 1991
3. 91 in 1983
4. 90 in 1993
5. 86 in 1989

Field Goal Attempts

1. 1,915 in 1964
2. 1,831 in 1971
3. 1,818 in 1975
4. 1,812 in 1962
5. 1,808 in 1976

Free Throw Percentage

1. .758 (413-545) in 1984
2. .743 (361-496) in 1985
3. .733 (368-502) in 1986
4. .725 (314-433) in 1983
5. .718 (431-600) in 1976

Steals

1. 220 in 1989
2. 214 in 1993
3. 208 in 1992
4. 203 in 1979
5. 196 in 1988

Field Goal Percentage

1. .503 (743-1476) in 1991
2. .501 (774-1546) in 1989
3. .488 (803-1646) in 1985
4. .483 (814-1686) in 1986
5. .479 (813-1696) in 1987

Rebounds

1. 1,268 in 1971
2. 1,245 in 1973
3. 1,207 in 1967
4. 1,196 in 1963
5. 1,177 in 1962

3-Point Field Goals

1. 219 in 1993
2. 186 in 1991
3. 179 in 1992
4. 160 in 1987
5. 146 in 1989

Rebound Average

1. 52.8 in 1971
2. 51.9 in 1973
3. 50.3 in 1967
4. 50.0 in 1951
5. 49.8 in 1963

Statistics for turnovers, blocked shots and steals not available before 1978. Assist totals not available before 1974.

TEAM SINGLE-GAME RECORDS

Points

1. 120 vs. Southern Methodist, 12/9/67
2. 115 vs. Gonzaga, 12/17/63
3. 114 vs. Michigan Tech, 12/5/70
4. 113 vs. Iowa, 2/9/74
5. 110 vs. Alcorn State, 12/29/93
110 vs. Northwestern, 2/21/67

Points in a Half

1. 67 vs. Iowa, 12/25/88
2. 65 vs. Cleveland State, 12/22/79
65 vs. Gonzaga, 12/17/63
4. 63 vs. Southern Methodist, 12/9/67
5. 62 vs. Purdue, 3/2/68

Field Goals

1. 48 vs. Gonzaga, 12/17/63
48 vs. Southern Methodist, 12/9/67
3. 44 vs. Eastern Illinois, 12/1/70
44 vs. Illinois, 3/11/67
44 vs. West Virginia, 12/18/65
44 at Louisiana State, 12/18/54

Field Goal Attempts

1. 113 at Michigan State, 1/6/64
2. 111 vs. Michigan Tech, 12/5/70
3. 102 vs. South Dakota, 12/9/72
4. 99 vs. Northern Michigan, 12/11/71
5. 97 vs. West Virginia, 12/18/65

Field Goal Percentage

1. .744 (32-43) vs. Army, 12/30/79
2. .687 (33-48) vs. N. Illinois, 12/22/84
3. .667 (32-48) at New Mexico, 12/29/84
4. .649 (24-37) at Minnesota, 1/3/87
5. .647 (33-51) vs. Purdue, 1/19/85

Field Goal Percentage in a Half

1. .773 (17-22) vs. N. Illinois, 12/18/84
2. .778 (14-18) vs. Bowl. Green, 3/13/91
3. .762 (16-21) vs. Northwestern, 1/3/88
4. .760 (19-25) vs. Army, 12/30/79
5. .737 (14-19) vs. Ohio State, 2/14/91

3-Point Field Goals

1. 15 vs. Alcorn State, 12/29/93
2. 14 vs. Texas-Arlington, 12/22/90
3. 11 vs. Iowa, 1/17/91
4. 12 at Northwestern, 3/6/93
12 vs. Detroit Mercy, 12/23/93

3-Point Field Goal Attempts

1. 31 vs. Northwestern, 2/3/93
2. 30 at Northwestern, 3/6/93
3. 29 at Minnesota, 2/18/93
4. 28 vs. UW-Milwaukee, 12/12/92
5. 26 at Michigan, 2/10/93

3-Point Field Goal Percentage (min. 8 attempts)

1. .889 (8-9) vs. N. Dakota St., 12/10/86
2. .778 (7-9) vs. Indiana, 3/3/90
.778 (7-9) at Iowa, 2/10/90
4. .750 (6-8) vs. Gonzaga, 12/1/89
.750 (9-12) vs. Denver, 12/14/88

Free Throws

1. 41 at Illinois, 1/1/55
2. 40 vs. Minnesota, 1/12/53
3. 37 at Michigan, 2/21/53
4. 36 vs. Sam Houston State, 12/13/92
5. 35 vs. Marquette, 2/19/90

Free Throw Attempts

1. 61 at Michigan, 2/21/53
2. 54 at Illinois, 1/1/55
3. 50 at Indiana, 2/12/62
4. 48 vs. Sam Houston State, 12/13/92
48 vs. Michigan State, 3/9/53
48 vs. Minnesota, 1/12/53

Free Throw Percentage (min. 12 attempts)

1. 1.000 (22-22) vs. Purdue, 2/7/76
1.000 (13-13) at Loyola, 12/12/88
1.000 (12-12) vs. Marquette, 12/4/90
1.000 (12-12) vs. S. Illinois, 12/3/83
5. .962 (25-26) vs. Michigan, 2/26/92

Rebounds

1. 79 vs. Michigan Tech, 12/5/70
2. 76 vs. South Dakota, 12/9/72
3. 74 vs. Washington (MO), 12/11/61
74 vs. Iowa, 2/6/71
5. 73 vs. Gonzaga, 12/17/63

Assists

1. 33 vs. Northwestern, 3/7/53
2. 31 vs. South Dakota, 12/6/84
31 at Louisiana State, 12/18/54
4. 28 at Michigan State, 1/30/86
5. 27 vs. Miami (FL), 12/7/85
27 vs. Cal. St.-Los Angeles, 11/27/85
27 vs. Kentucky State, 12/3/84

Blocked Shots

1. 11 at Portland, 11/30/91
11 vs. Texas-Arlington, 12/22/90
11 vs. Ferris State, 11/28/88
11 vs. Rollins, 12/1/73
5. 10 at Illinois, 1/22/92
10 vs. Southeast Missouri, 11/25/91
10 vs. Minnesota, 1/21/82
10 vs. Toledo, 11/29/82

Steals

1. 17 vs. Michigan State, 1/7/88
2. 16 vs. Denver, 12/14/88
3. 15 vs. Central Connecticut, 12/5/91
15 vs. Eastern Illinois, 12/5/88
15 vs. Nebraska-Omaha, 11/28/86
15 vs. Morgan State, 11/25/84


MISCELLANEOUS RECORDS

Team

Victories in a Season: 20 in 1915-16 and 1940-41
Consecutive Free Throws, Single Game: 23 vs. Michigan State, 3/1/54
Fouls Committed, Single Game: 33 vs. Notre Dame, 12/4/65
Largest Margin of Victory: 70 vs. Beloit (80-10), 1/7/05
Largest Margin of Defeat: 53 vs. Indiana (114-61), 1/3/76; vs. Iowa (101-48), 2/10/86
Points in a Half: 67 vs. Iowa, 1/25/88 (second half)
Largest Attendance, Single Game: 23,266 at Kentucky, 11/27/76
Largest Attendance, Big Ten Game: 19,165 vs. Northwestern (Chicago Stadium), 2/15/47
Largest Home Attendance, Single Game: 14,000, six times
Largest Home Attendance, Season: 171,680 in 1991 (17 games)
Largest Total Attendance, Season: 323,785 in 1991

Individual

Scoring Average (Career): 19.6 by Clarence Sherrod, 1968-71
Scoring Average (Big Ten Career): 21.1 by Clarence Sherrod, 1968-71
Scoring Average (Season): 23.8 by Clarence Sherrod, 1971
Scoring Average (Big Ten Season): 24.8 by Clarence Sherrod, 1971
Consecutive Free Throws: 35 by Wes Matthews, 12/12/79 - 1/5/80
Points in a Half: 27 by Marty Gharrity vs. Loyola (IL), 12/12/59 (second half)



Joe Franklin holds senior class records for points (38) and rebounds (27) in a game and rebounds in a season (334).

The Last Time . . .

UW Was Ranked in AP Top 20: No. 17 in January of 1974
UW Was Ranked in CNN/USA Today Top 25: No. 24 in January of 1993
UW Defeated an AP Top 20 Team: Wisconsin 79, Minnesota (19) 70, 1/16/93
UW Defeated an AP Top 10 Team: Wisconsin 72, Illinois (5) 52, 2/18/89
A Badger Scored 40 Points in a Game: 42 by Ken Barnes vs. Indiana, 3/8/65
A Badger Scored 30 Points in a Game: 33 by Michael Finley vs. Purdue, 2/13/93
A Badger Had 15 Rebounds in a Game: Patrick Tompkins (16) at Michigan, 2/21/91
6 Badgers Scored in Double Figures: Larry Hisle (27), Tim Locum (17), Patrick Tompkins (16), Willie Simms (12), Louis Ely (12) and Kass Weaver (10) vs. Texas-Arlington, 12/22/90

CLASS RECORDS

	Points	Rebounds
Freshman		
Game	30 by Michael Finley vs. Michigan, 2/26/92	25 by Joe Chrnlich vs. St. Mary's (CA), 12/2/76
Season	429 by James Gregory, 1977	270 by James Gregory, 1977
Sophomore		
Game	39 by Rick Olson vs. Michigan, 1/14/84	26 by Mark Zubor vs. Gonzaga, 12/17/63
Season	620 by Michael Finley, 1993	344 by Jim Clinton, 1951
Junior		
Game	42 by Ken Barnes vs. Indiana, 3/8/65	30 by Paul Morrow vs. Purdue, 1/3/53
Season	611 by Danny Jones, 1989	301 by Kim Hughes, 1973
Senior		
Game	38 by Joe Franklin vs. Michigan State, 1/16/68	27 by Joe Franklin vs. Purdue, 3/2/68
Season	574 by Trent Jackson, 1989	334 by Joe Franklin, 1968

FIELD HOUSE RECORDS

Team

Points

120, Wisconsin vs. Southern Methodist, 12/9/67

Points — Both Teams

204, Wisconsin (110) vs. Northwestern (94), 2/21/67

204, Wisconsin (103) vs. Illinois (101), 2/19/62

Points in a Half

67, Wisconsin vs. Iowa, 1//25/88

Largest UW Winning Margin

55 over Denver (89-34), 12/14/88

Field Goals

48, Wisconsin vs. Southern Methodist, 12/9/67

48, Wisconsin vs. Gonzaga, 12/17/63

Field Goal Attempts

111, Wisconsin vs. Michigan Tech, 12/5/70

Field Goal Percentage

.659 (29-44), Southern Indiana vs. Wisconsin, 12/8/90

3-Point Field Goals

15, Wisconsin vs. Alcorn State, 12/29/93

3-Point Field Goal Attempts

31, Wisconsin vs. Northwestern, 2/3/93

3-Point Field Goal Percentage

(min. 8 attempts)

.889 (8-9), Wisconsin vs. North Dakota State, 12/10/86

Free Throws

40, Wisconsin vs. Minnesota, 1/12/53

Free Throw Attempts

48, Wisconsin vs. Minnesota, 1/12/53

Free Throw Percentage

(min. 12 attempts)

1.000, many times

Most — 25-25 Purdue vs. Wisconsin, 2/7/76

Rebounds

79, Wisconsin vs. Michigan Tech, 12/5/70

Assists

31, Wisconsin vs. South Dakota, 12/6/84

Blocked Shots

11, Wisconsin vs. Texas-Arlington, 12/22/90

11, Wisconsin vs. Ferris State, 11/28/88

Steals

17, Wisconsin vs. Michigan State, 1/7/88

Individual

Points

50, Terry Dischinger (Purdue), 1/27/62

Points in a Half

27, Terry Dischinger (Purdue), 1/27/62 (first half)

27, Marty Gharritty vs. Loyola (IL), 12/12/59 (second half)

Field Goals

17, Steve Alford (Indiana), 1/11/86

17, Rick Olson vs. San Francisco State, 12/2/85

17, Henry Wilmore (Michigan), 1/9/71

17, Terry Dischinger (Purdue), 1/27/62

Field Goal Attempts

37, Don Rehfeldt vs. Iowa, 2/28/49

Field Goal Percentage

(min. 10 attempts)

.929 (13-14), Quinn Buckner (Indiana), 12/20/75

3-Point Field Goals

7, Roosevelt Moore (Sam Houston State), 12/13/91

7, Larry Hisle vs. Texas-Arlington, 12/22/90

7, Tim Locum vs. Rollins, 12/15/89

7, Tim Locum vs. Butler, 12/5/87

3-Point Field Goal Attempts

12, Tim Locum vs. Butler, 12/5/87

3-Point Field Goal Percentage

(min. 6 attempts)

1.000 (7-7), Larry Hisle vs. Texas-Arlington, 12/22/90

Free Throws

17, Dennis Hopson (Ohio State), 2/12/87

17, Dale Koehler vs. Loyola (IL), 12/6/75

Free Throw Attempts

23, Dale Koehler vs. Loyola (IL), 12/6/75

Free Throw Percentage

(min. 10 attempts)

1.000, many times

Most — 14-14, Glenn Robinson (Purdue), 2/13/93

Rick Olson vs. Purdue, 2/13/86

Rebounds

30, Paul Morrow vs. Purdue, 1/3/53

Assists

13, Tracy Webster vs. Michigan, 2/26/92


Blocked Shots

9 tied with five blocks

Steals

10, Michael Finley vs. Purdue, 2/13/93

BIGGEST WINS & LOSSES



Junior forward Howard Moore

Biggest Wins

55	Denver (89-34), 12/14/88
52	Morgan State (94-42), 12/23/79
52	North Dakota State (102-50), 1/23/62
46	North Dakota (94-48), 12/7/68
44	Florida A&M (100-56), 11/26/83
44	California-Davis (97-53), 12/3/74
44	Michigan Tech (114-70), 12/5/70
44	Gonzaga (115-71), 12/17/63
44	Chicago (74-30), 2/8/43
42	DePauw (105-63), 11/29/75
42	Carroll (67-25), 12/1/45
41	DePauw (92-51), 12/15/73
41	South Dakota (94-53), 1/25/67
40	South Dakota (96-56), 12/6/84
40	Chicago (65-25), 2/22/41
39	Nebraska-Omaha (86-47), 11/28/86
39	Louisiana State (107-68), 12/18/54
38	So. Methodist (120-82), 12/9/67
37	Ferris State (98-61), 11/28/88
36	South Dakota (99-63), 12/2/61
36	Creighton (75-39), 1/8/49
35	vs. Navy (93-58), 12/29/91
35	Ripon (59-24), 12/3/45

Biggest Home Wins

55	Denver (89-34), 12/14/88
52	Morgan State (94-42), 12/23/79
52	North Dakota State (102-50), 1/23/62
46	North Dakota (94-48), 12/7/68
44	Florida A&M (100-56), 11/26/83
44	California-Davis (97-53), 12/3/74
44	Michigan Tech (114-70), 12/5/70
44	Gonzaga (115-71), 12/17/63
44	Chicago (74-30), 2/8/43
42	DePauw (105-63), 11/29/75
42	Carroll (67-25), 12/1/45
42	DePauw (92-51), 12/15/73
41	South Dakota (94-53), 1/25/67
40	South Dakota (96-56), 12/6/84
40	Chicago (65-25), 2/22/41

Biggest Road Wins

35	vs. Navy (93-58), 12/29/91
34	at Chicago (54-20), 2/9/42
32	vs. No. Illinois (95-63), 12/11/86
28	at Chicago (74-46), 3/4/44
27	vs. Arizona (104-77), 12/30/66
26	at Marquette (60-34), 12/31/48
25	vs. Nevada (86-61), 12/29/79
24	vs. Army (78-54), 12/30/79
24	at Northwestern (79-55), 2/4/56
22	at Marquette (94-72), 12/29/62
22	at Michigan (74-52), 2/21/53
22	at Northwestern (78-56), 1/17/53
21	at Loyola - IL (75-54), 12/7/53
21	at Loyola - LA (81-60), 12/8/52

Biggest Losses

53	at Iowa (48-101), 2/10/86
53	at Indiana (61-114), 1/3/76
44	at UCLA (56-100), 12/28/66
44	Michigan (59-103), 2/22/64
41	at UCLA (53-94), 11/25/72
41	at Rice (37-78), 12/6/58
40	at Iowa (65-105), 1/26/85
39	at Purdue (49-88), 1/11/75
39	at Illinois (54-93), 2/16/59
38	at Indiana (65-103), 1/15/87
37	at UNLV (65-102), 12/28/87
37	Ohio State (69-106), 2/8/60
35	at Indiana (58-93), 2/17/75


Biggest Home Losses

44	Michigan (59-103), 2/22/64
37	Ohio State (69-106), 2/8/60
32	Ohio State (68-100), 1/30/61
31	Michigan State (57-88), 2/2/59
30	Iowa (38-68), 2/24/45
29	Indiana (67-96), 2/26/76
29	Marquette (47-76), 12/2/58
29	Ohio State (34-63), 2/9/45
28	Purdue (56-84), 3/3/88
28	Illinois (71-99), 2/19/55
26	Michigan State (65-91), 3/5/83
26	Illinois (51-77), 1/5/59
25	Michigan (73-98), 1/9/93
25	Illinois (31-56), 1/1/46

Biggest Road Losses

53	at Iowa (48-101), 2/10/86
53	at Indiana (61-114), 1/3/76
44	at UCLA (56-100), 12/28/66
41	at UCLA (53-94), 11/25/72
41	at Rice (37-78), 12/6/58
40	at Iowa (65-105), 1/26/85
39	at Purdue (49-88), 1/11/75
39	at Illinois (54-93), 2/16/59
38	at Indiana (65-103), 1/15/87
37	at UNLV (65-102), 12/28/87
35	at Indiana (58-93), 2/17/75

This section includes only games played in the "modern era," which began in the 1937-38 season, the first without the center jump after each goal scored.



Sophomore center Greg Timmerman

OVERTIME GAMES

Year	Opponent	W/L	Score
1912	at Minnesota	W	29-26
1914	Purdue	W	25-20
1915	at Purdue	W	28-24
1916	at Iowa	W	36-31
1917	at Northwestern	W	29-21
1919	at Camp Grant	W	16-15
1920	Ripon	W	19-16
1922	Michigan	W	18-16
1924	DePauw (3)	T	25-25
1926	Michigan	L	23-24
1927	at Chicago	W	33-30
1930	at Indiana	W	23-21
1932	Maryland	W	32-30
	at Northwestern	L	30-31
1933	at Indiana	W	38-37
	Indiana	L	28-29
1935	Michigan State	W	23-21
	Indiana	W	37-27
1936	at Chicago	W	38-36
1937	Ohio State	W	35-33
1939	Purdue	W	32-30
1940	Purdue	L	45-48
1941	Purdue	W	48-42
	at Northwestern	W	48-46
1943	at Notre Dame	L	59-61
1944	Illinois	L	43-45
	Northwestern (2)	W	50-47
	Purdue	L	50-52
1947	Notre Dame	W	53-49
1949	Marquette	W	67-63
1950	at Iowa	W	66-62
1951	at St. Louis	L	48-53
	Illinois	L	69-71
1954	at Tulane	L	55-57
	Illinois	L	64-70
1956	at Ohio State (2)	L	98-100
1957	South Dakota	L	56-58
1960	at Michigan	W	88-82
1961	at Portland	L	71-79
1963	at Michigan State	W	92-89
1964	vs. Princeton	L	87-90
	Indiana (2)	L	80-82
1965	Northwestern	W	93-87
1966	at Ohio State	L	81-87
1967	Cincinnati	L	70-77
	Ohio State	L	84-90
	at Iowa (3)	W	96-95
	Iowa	L	87-90

1971	Indiana (2)	W	94-87
1972	at Indiana	W	66-64
	Indiana	L	76-84
1973	at Marquette (2)	L	73-75
	at Michigan State	L	78-79
1974	at Marquette	L	48-49
	at Minnesota	L	63-64
1975	vs. Georgia	L	89-91
	at Michigan	L	74-75
	Iowa	W	86-85
1976	Ohio State	W	82-81
1977	Michigan State (3)	W	87-83
	at Ohio State	L	80-82
	Iowa (2)	L	93-94
1978	Northern Illinois	W	74-73
1979	Indiana	L	62-68
1980	vs. Nebraska	L	82-83
	at Minnesota	L	76-82
	Purdue	L	60-73
	Michigan	L	69-73
1981	UW-Green Bay (2)	W	68-66
	Minnesota	W	60-58
1984	Nebraska (2)	L	69-71
	Illinois	L	62-63
	at Northwestern	W	61-60
1987	Indiana (3)	L	85-86
1988	Michigan State (2)	W	78-72
1989	Indiana	L	58-61
	Michigan State	W	69-64
1990	at Marquette	W	63-58
	Iowa	W	73-69
1991	at Oregon	W	72-70
	at Butler (2)	L	88-94
	Michigan	L	68-69
	Michigan State (2)	W	84-78
	Bowling Green State	W	87-79
1992	SE Missouri State	W	82-71
1993	Purdue (2)	L	87-90

Overtime Record: 44-41-1 (.517)
Double Overtime: 5-7 (.417)
Triple Overtime: 2-1-1 (.625)
Home: 26-23-1 (.530)
Away: 18-15 (.545)
Neutral: 0-3 (.000)
Most Frequent Opponent: Indiana (11)

WINNING STREAKS

All Games

Overall: 29 from 1912-13
Season: 15 in 1912 and 1941
Home (Overall): 33 from 1911-15
Home (Season): 10 in 1916
Road (Overall): 12 from 1912-13
Road (Season): 7 in 1912

Big Ten Games

Overall: 23 from 1912-13
Season: 12 in 1912 and 1914
Home (Overall): 20 from 1911-15
Home (Season): 6 in 1912 and 1914
Road (Overall): 11 from 1912-13
Road (Season): 6 in 1912 and 1914

100-POINT GAMES


Wins

120	Southern Methodist (82), 12/9/67
115	Gonzaga (71), 12/17/63
114	Michigan Tech (70), 12/5/70
113	Iowa (87), 2/9/74
110	Alcorn State (81), 12/29/92
110	Northwestern (94), 2/21/67
108	Detroit Mercy (86), 12/23/92
107	Michigan Tech (74), 12/1/71
107	Louisiana State (68), 12/18/54
105	Texas-Arlington (74), 12/22/90
105	DePaul (63), 12/29/75
105	at Indiana (94), 2/12/62
105	Dayton (93), 12/28/61
104	Cal. State-L.A. (88), 12/27/85
104	Northern Michigan (65), 12/11/71
104	Purdue (84), 3/2/68
104	Arizona (77), 12/30/66
104	Georgia Tech (84), 12/28/63
103	Cleveland State (78), 12/22/79
103	Michigan (96), 2/22/75
103	Illinois (101), 2/19/62
102	Eastern Michigan (84), 12/1/70
102	Illinois (92), 3/11/67
102	Indiana (96), 2/25/63
102	North Dakota State (50), 1/23/62
101	Charleston So. (72), 12/14/92
101	Illinois (75), 1/19/74
101	Michigan State (74), 2/29/72
100	Florida A&M (56), 12/26/83
100	SIU-Edwardsville (74), 12/2/72


Losses

110	at Iowa (119), 2/10/70
102	at Michigan (120), 2/12/66


YEAR-BY-YEAR LEADERS



Brad Sellers



Bob Cook



Wes Matthews

Scoring

1939	Dave Dupee	154
1940	Gene Englund	199
1941	Gene Englund	304
1942	John Kotz	325
1943	John Kotz	308
1944	Ray Patterson	295
1945	Ray Patterson	225
1946	Bob Cook	289
1947	Bob Cook	323
1948	Bob Cook	235
1949	Don Rehfeldt	381
1950	Don Rehfeldt	436
1951	Ab Nicholas	366
1952	Ab Nicholas	361
1953	Paul Morrow	352
1954	Dick Cable	301
1955	Dick Cable	442
1956	Dick Miller	429
1957	Bob Litzow	355
1958	Bob Litzow	324
1959	Bob Barneson	259
1960	Tom Hughbanks	312
1961	Tom Hughbanks	301
1962	Ken Siebel	392
1963	Jack Brens	425
1964	Ken Gustafson	359
1965	Mark Zubor	345
1966	Ken Gustafson	333
1967	Chuck Nagle	463
1968	Joe Franklin	544
1969	James Johnson	462
1970	Clarence Sherrod	538
1971	Clarence Sherrod	570
1972	Leon Howard	378
1973	Leon Howard	431
1974	Kim Hughes	367
1975	Bruce McCauley	418
1976	Dale Koehler	505
1977	James Gregory	429
1978	Arnold Gaines	294
1979	Wes Matthews	499
1980	Wes Matthews	549

1981	Claude Gregory	550
1982	Brad Sellers	378
1983	Cory Blackwell	511
1984	Cory Blackwell	529
1985	Scott Roth	513
1986	Rick Olson	571
1987	J.J. Weber	469
1988	Trent Jackson	546
1989	Danny Jones	611
1990	Danny Jones	548
1991	Patrick Tompkins	423
1992	Tracy Webster	537
1993	Michael Finley	620

Rebounding

1951	Jim Clinton	344
1952	Paul Morrow	290
1953	Records Incomplete	
1954	Paul Morrow	194
1955	John Parker	120
1956	Curt Mueller	207
1957	Ray Gross	165
1958	Ray Gross	156
1959	Bob Barneson	152
1960	Fred Clow	234
1961	Tom Hughbanks	198
1962	Tom Gwyn	192
1963	Jack Brens	306
1964	Ken Gustafson	235
1965	Mark Zubor	180
1966	Joe Franklin	235
1967	Joe Franklin	289
1968	Joe Franklin	334
1969	James Johnson	210
1970	Albert Henry	265
1971	Glen Richgels	254
1972	Kim Hughes	239
1973	Kim Hughes	301
1974	Kim Hughes	266
1975	Dale Koehler	213
1976	Dale Koehler	263
1977	James Gregory	270
1978	Joe Chernelich	182

1979	Claude Gregory	236
1980	Claude Gregory	254
1981	Claude Gregory	249
1982	Brad Sellers	254
1983	Brad Sellers	219
1984	Cory Blackwell	243
1985	J.J. Weber	162
1986	Rod Ripley	194
1987	J.J. Weber	251
1988	Danny Jones	121
1989	Danny Jones	141
1990	Patrick Tompkins	178
1991	Patrick Tompkins	264
1992	Michael Finley	152
1993	Michael Finley	161

Field Goals

1947	Bob Cook	124
1948	Don Rehfeldt	86
1949	Don Rehfeldt	146
1950	Don Rehfeldt	170
1951	Ab Nicholas	130
1952	Ab Nicholas	120
1953	Paul Morrow	119
1954	Dick Cable	116
1955	Dick Cable	156
1956	Dick Miller	142
1957	Bob Litzow	150
1958	Bob Litzow	149
1959	Bob Barneson	93
1960	Tom Hughbanks	124
1961	Tom Hughbanks	125
1962	Ken Siebel	144
1963	Jack Brens	174
1964	Ken Gustafson	141
1965	Mark Zubor	137
1966	Ken Gustafson	129
1967	Chuck Nagle	188
1968	Joe Franklin	202
1969	James Johnson	164
1970	Clarence Sherrod	185
1971	Clarence Sherrod	211
1972	Leon Howard	143

1973	Leon Howard	157
1974	Kim Hughes	155
1975	Bruce McCauley	160
1976	Dale Koehler	190
1977	James Gregory	166
1978	Arnold Gaines	119
1979	Wes Matthews	195
1980	Wes Matthews	211
1981	Claude Gregory	199
1982	Brad Sellers	167
1983	Cory Blackwell	215
1984	Cory Blackwell	201
1985	Scott Roth	198
1986	Rick Olson	237
1987	J.J. Weber	182
1988	Trent Jackson	192
1989	Danny Jones	231
1990	Danny Jones	215
1991	Patrick Tompkins	164
1992	Tracy Webster	186
1993	Michael Finley	223

Field Goal Percentage

1947	Bob Cook	.346
1948	Don Rehfeldt	.333
1949	Don Rehfeldt	.335
1950	Don Rehfeldt	.337
1951	Ab Nicholas	.344
1952	Ab Nicholas	.310
1953	Dick Cable	.368
1954	Dick Cable	.436
1955	Dick Miller	.423
1956	Dick Miller	.413
1957	Glenn Sorland	.398
1958	Walter Holt	.498
1959	Bob Barneson	.397
1960	Tom Hughbanks	.473
1961	Ken Siebel	.432
1962	Ken Siebel	.453
1963	Jack Brens	.469
1964	Ken Gustafson	.448
1965	Mark Zubor	.472
1966	Ken Gustafson	.470
1967	Jim Johnson	.456
1968	Joe Franklin	.502
1969	James Johnson	.409
1970	Albert Henry	.474
1971	Glen Richgels	.477
1972	Kim Hughes	.467
1973	Kim Hughes	.495
1974	Gary Anderson	.500
1975	Dale Koehler	.505
1976	Al Rudd	.570
1977	Joe Chernelich	.537
1978	Joe Chernelich	.507
1979	Larry Petty	.520
1980	Joe Chernelich	.535
1981	Larry Petty	.494
1982	Brad Sellers	.476
1983	Brad Sellers	.508
1984	Scott Roth	.497
1985	Scott Roth	.542
1986	Shelton Smith	.549
1987	J.J. Weber	.562

1988	Danny Jones570
1989	Willie Simms519
1990	Willie Simms539
1991	Patrick Tompkins636
1992	Carlton McGee554
1993	Louis Ely611

3-Point Field Goals


1983	Rick Olson	18
1987	Shelton Smith	59
1988	Trent Jackson	74
1989	Trent Jackson	73
1990	Tim Locum	67
1991	Tim Locum	65
1992	Tracy Webster	75
1993	Michael Finley	63

3-Point Field Goal Pct.


(min. 1.5 made per game)			
1983	Rick Olson375
1987	Trent Jackson447
1988	Trent Jackson451
1989	Tim Locum486
1990	Tim Locum469
1991	Tim Locum485
1992	Tracy Webster490
1993	Andy Kilbride458

Free Throws


1947	Bob Cook75
1948	Bob Cook73
1949	Don Rehfeldt89
1950	Don Rehfeldt96
1951	Ab Nicholas106
1952	Ab Nicholas121
1953	Paul Morrow114
1954	Paul Morrow112
1955	Dick Cable130
1956	Dick Miller145
1957	Bob Litzow55
1958	Walter Holt71
1959	Bob Barneson73
1960	Marty Gharrity74
1961	Ken Siebel67
1962	Ken Siebel104
1963	Ken Siebel111
1964	Ken Gustafson77
1965	Mark Zubor71
1966	Ken Gustafson75
1967	Joe Franklin109
1968	Joe Franklin140
1969	James Johnson134
1970	Clarence Sherrod168
1971	Clarence Sherrod148
1972	Leon Howard92
1973	Leon Howard117
1974	Kim Hughes57
1975	Bruce McCauley98
1976	Dale Koehler125
1977	James Gregory97
1978	Bill Pearson74



Kim Hughes



Don Rehfeldt



Ken Siebel

1979	Wes Matthews	109
1980	Claude Gregory	140
1981	Claude Gregory	152
1982	Cory Blackwell	71
1983	Brad Sellers	82
1984	Cory Blackwell	127
1985	Scott Roth	117
1986	Rick Olson	97
1987	J.J. Weber	105
1988	Danny Jones	89
1989	Danny Jones	149
1990	Danny Jones	118
1991	Willie Simms	114
1992	Michael Finley	95
1993	Michael Finley	111

Free Throw Percentage

(min. 2.5 made per game)			
1947	Bob Cook743
1948	Bob Cook754
1949	Don Rehfeldt690
1950	Don Rehfeldt653
1951	Ab Nicholas711
1952	Ab Nicholas683
1953	Dick Cable736
1954	Dick Cable750
1955	Dick Miller798
1956	Dick Miller801
1957	Bob Litzow598
1958	Walter Holt798
1959	Bob Barneson676
1960	Marty Gharrity804
1961	Ken Siebel691
1962	Ken Siebel671
1963	Ken Siebel703
1964	Mark Zubor697
1965	Ken Barnes738
1966	Mike Carlin778
1967	Chuck Nagle744
1968	James Johnson731
1969	Clarence Sherrod767
1970	Clarence Sherrod832
1971	Clarence Sherrod740
1972	Lee Oler792

1973	Leon Howard745
1974	Kim Hughes620
1975	Mike McCauley784
1976	Dale Koehler758
1977	James Gregory698
1978	Bill Pearson779
1979	Wes Matthews784
1980	Wes Matthews888
1981	Claude Gregory752
1982	Cory Blackwell689
1983	Brad Sellers828
1984	Scott Roth792
1985	Rick Olson890
1986	Rick Olson882
1987	J.J. Weber745
1988	Trent Jackson830
1989	Danny Jones749
1990	Willie Simms630
1991	Patrick Tompkins646
1992	Tracy Webster783
1993	Tracy Webster809

Assists

1974	Marcus McCoy	74
1975	Bruce McCauley	88
1976	James Smith	76
1977	Bob Falk	93
	Arnold Gaines	93
1978	Arnold Gaines	80
1979	Wes Matthews	106
1980	Wes Matthews	118
1981	Dan Hastings	85
1982	Carl Golston	93
1983	Rick Olson	83
1984	Scott Roth	87
1985	Mike Heineman	111
1986	Mike Heineman	100
1987	Mike Heineman	137
1988	Tom Molaski	104
1989	Tom Molaski	108
1990	Willie Simms	97
1991	Willie Simms	98
1992	Tracy Webster	151
1993	Tracy Webster	179


Blocked Shots

1978	Claude Gregory	21
1979	Claude Gregory	21
1980	Claude Gregory	20
1981	Claude Gregory	26
1982	Brad Sellers	52
1983	Brad Sellers	68
1984	David Miller	11
1985	John Ploss	20
1986	J.J. Weber	28
1987	J.J. Weber	45
1988	Kurt Portmann	25
1989	Kurt Portmann	34
1990	Kurt Portmann	30
1991	Patrick Tompkins	25
1992	Louis Ely	41
1993	Louis Ely	31

Steals

1978	Arnold Gaines	28
1979	Wes Matthews	53
1980	Wes Matthews	42
1981	John Bailey	39
1982	John Bailey	37
1983	Cory Blackwell	39
1984	Scott Roth	43
1985	Mike Heineman	33
1986	Rick Olson	33
1987	J.J. Weber	41
1988	Trent Jackson	59
1989	Trent Jackson	50
1990	Willie Simms	33
	Tim Locum	33
1991	Willie Simms	27
1992	Tracy Webster	48
1993	Tracy Webster	66

1,000-POINT CLUB



Danny Jones

1. DANNY JONES — 1,854

Season	G	FG-FGA	PCT	3P-3PA	PCT	FT-FTA	PCT	PTS	AVG
1986-87	31	101-181	.558	0-0	—	52-88	.591	254	8.2
1987-88	26	176-309	.570	0-1	.000	89-124	.718	441	17.0
1988-89	30	231-449	.514	0-2	.000	149-199	.749	611	20.4
1989-90	31	215-412	.522	0-4	.000	118-188	.628	548	17.7
Totals	118	723-1351	.535	0-7	.000	408-599	.681	1854	15.7

2. CLAUDE GREGORY — 1,745

Season	G	FG-FGA	PCT	3P-3PA	PCT	FT-FTA	PCT	PTS	AVG
1977-78	27	92-245	.376	—	—	70-99	.707	254	9.4
1978-79	27	168-385	.436	—	—	71-106	.670	407	15.1
1979-80	29	197-424	.465	—	—	140-189	.741	534	18.4
1980-81	27	199-438	.454	—	—	152-202	.752	550	20.4
Totals	110	656-1492	.440	—	—	433-596	.727	1745	15.9

3. RICK OLSON — 1,736

Season	G	FG-FGA	PCT	3P-3PA	PCT	FT-FTA	PCT	PTS	AVG
1982-83	28	129-326	.398	18-48	.375	31-41	.756	307	11.0
1983-84	28	166-337	.493	—	—	59-66	.894	391	14.0
1984-85	28	197-397	.496	—	—	73-82	.890	467	16.7
1985-86	28	237-485	.489	—	—	97-110	.882	571	20.4
Totals	112	729-1545	.472	18-48	.375	260-299	.870	1736	15.5

4. TRENT JACKSON — 1,545

Season	G	FG-FGA	PCT	3P-3PA	PCT	FT-FTA	PCT	PTS	AVG
1985-86	13	35-83	.422	—	—	5-10	.500	75	5.8
1986-87	28	129-289	.446	46-103	.447	46-59	.780	350	12.5
1987-88	28	192-426	.451	74-164	.451	88-106	.830	546	19.5
1988-89	30	201-408	.493	73-163	.448	99-133	.744	574	19.1
Totals	99	557-1206	.462	193-430	.449	238-308	.773	1545	15.6

5. CLARENCE SHERROD — 1,408

Season	G	FG-FGA	PCT	3P-3PA	PCT	FT-FTA	PCT	PTS	AVG
1968-69	24	104-273	.381	—	—	92-120	.767	300	12.5
1969-70	24	185-438	.420	—	—	168-202	.832	538	22.4
1970-71	24	211-519	.407	—	—	148-200	.740	570	23.8
Totals	72	500-1230	.407	—	—	408-522	.782	1408	19.6

6. CORY BLACKWELL — 1,405


Season	G	FG-FGA	PCT	3P-3PA	PCT	FT-FTA	PCT	PTS	AVG
1981-82	27	147-330	.445	—	—	71-103	.689	365	13.5
1982-83	28	215-465	.462	1-4	.250	80-113	.708	511	18.3
1983-84	28	201-439	.458	—	—	127-181	.702	529	18.9
Totals	83	563-1234	.456	1-4	.250	278-397	.700	1405	16.9

7. WES MATTHEWS — 1,251

Season	G	FG-FGA	PCT	3P-3PA	PCT	FT-FTA	PCT	PTS	AVG
1977-78	14	83-197	.421	—	—	37-52	.712	203	14.5
1978-79	27	195-417	.468	—	—	109-139	.784	499	18.5
1979-80	28	211-412	.512	—	—	127-143	.888	549	19.6
Totals	69	489-1026	.477	—	—	273-334	.817	1251	18.1

8. JOE FRANKLIN — 1,215

Season	G	FG-FGA	PCT	3P-3PA	PCT	FT-FTA	PCT	PTS	AVG
1965-66	24	118-281	.419	—	—	48-99	.484	284	11.8
1966-67	24	139-316	.440	—	—	109-167	.653	387	16.1
1967-68	24	202-402	.502	—	—	140-210	.667	544	22.7
Totals	72	459-999	.459	—	—	297-476	.624	1215	16.9



Trent Jackson

9. DALE KOEHLER — 1,200

Season	G	FG-FGA	PCT	3P-3PA	PCT	FT-FTA	PCT	PTS	AVG
1972-73	7	4-11	.364	—	—	3-6	.500	11	1.6
1973-74	24	129-273	.473	—	—	44-73	.603	302	12.6
1974-75	21	155-307	.505	—	—	72-109	.661	382	18.2
1975-76	26	190-437	.435	—	—	125-165	.758	505	19.4
Totals	78	478-1028	.465	—	—	244-353	.691	1200	15.4

10. DICK CABLE — 1,180

Season	G	FG-FGA	PCT	3P-3PA	PCT	FT-FTA	PCT	PTS	AVG
1951-52	16	50-128	.391	—	—	36-51	.706	136	8.5
1952-53	22	110-299	.368	—	—	81-110	.736	301	13.7
1953-54	22	116-266	.436	—	—	69-92	.750	301	13.7
1954-55	22	156-389	.401	—	—	130-170	.765	442	20.2
Totals	82	432-1082	.399	—	—	316-423	.747	1180	14.4

11. JOE CHRNELICH — 1,171

Season	G	FG-FGA	PCT	3P-3PA	PCT	FT-FTA	PCT	PTS	AVG
1976-77	27	122-227	.537	—	—	77-113	.681	321	11.9
1977-78	27	112-221	.507	—	—	51-72	.708	275	10.2
1978-79	26	108-230	.470	—	—	60-92	.652	276	10.6
1979-80	29	123-230	.535	—	—	53-81	.654	299	17.7
Totals	109	465-908	.512	—	—	241-358	.673	1171	10.7

12. DON REHFELDT — 1,169

Season	G	FG-FGA	PCT	3P-3PA	PCT	FT-FTA	PCT	PTS	AVG
1944-45 *	9	37-na	—	—	—	21-na	—	95	10.6
1946-47	8	12-51	.235	—	—	9-18	.500	33	4.1
1947-48	20	86-258	.333	—	—	52-78	.667	224	11.2
1948-49	22	146-436	.335	—	—	89-129	.690	381	17.3
1949-50	22	170-505	.337	—	—	96-147	.653	436	19.8
Totals	81	451-1250	.361	—	—	267-372	.718	1169	14.4

* Entered service after first semester. Field goal and free throw attempts not available.

13. LEON HOWARD — 1,165


Season	G	FG-FGA	PCT	3P-3PA	PCT	FT-FTA	PCT	PTS	AVG
1970-71	23	133-290	.455	—	—	90-130	.692	356	14.8
1971-72	23	143-346	.413	—	—	92-136	.676	378	16.4
1972-73	24	157-353	.445	—	—	117-157	.745	431	18.0
Totals	70	433-989	.438	—	—	299-423	.707	1165	16.6

14. SCOTT ROTH — 1,156


Season	G	FG-FGA	PCT	3P-3PA	PCT	FT-FTA	PCT	PTS	AVG
1981-82	25	47-102	.461	—	—	10-18	.556	104	4.2
1982-83	28	59-156	.378	0-0	—	43-60	.717	161	5.8
1983-84	28	151-304	.497	—	—	76-96	.792	378	13.5
1984-85	28	198-365	.542	—	—	117-156	.750	513	18.3
Totals	109	455-927	.491	0-0	—	246-330	.745	1156	10.6

15. JAMES JOHNSON — 1,147

Season	G	FG-FGA	PCT	3P-3PA	PCT	FT-FTA	PCT	PTS	AVG
1966-67	24	104-228	.456	—	—	72-107	.673	280	11.7
1967-68	24	155-355	.437	—	—	95-130	.731	405	16.9
1968-69	24	164-401	.409	—	—	134-192	.698	462	19.2
Totals	72	423-984	.430	—	—	301-429	.702	1147	15.9




Dale Koehler



Joe Chrnelich

1,000-POINT CLUB



Tim Locum

16. KEN SIEBEL — 1,084

Season	G	FG-FGA	PCT	3P-3PA	PCT	FT-FTA	PCT	PTS	AVG
1960-61	24	108-250	.432	—	—	67-97	.691	283	11.8
1961-62	24	144-318	.453	—	—	104-155	.671	392	16.3
1962-63	23	149-344	.433	—	—	111-158	.703	409	17.8
Totals	71	401-912	.440	—	—	282-410	.688	1084	15.3

17. TIM LOCUM — 1,077

Season	G	FG-FGA	PCT	3P-3PA	PCT	FT-FTA	PCT	PTS	AVG
1987-88	28	58-137	.423	41-93	.441	30-35	.857	187	6.7
1988-89	30	83-168	.494	54-111	.486	45-55	.818	265	8.8
1989-90	30	94-194	.485	67-143	.469	40-45	.889	295	9.8
1990-91	30	107-212	.505	65-134	.485	51-59	.864	330	11.0
Totals	118	342-711	.481	227-481	.472	166-194	.856	1077	9.1

18. LARRY PETTY — 1,066

Season	G	FG-FGA	PCT	3P-3PA	PCT	FT-FTA	PCT	PTS	AVG
1977-78	27	50-138	.362	—	—	34-63	.540	134	5.0
1978-79	27	106-204	.520	—	—	55-94	.585	267	9.9
1979-80	29	97-210	.462	—	—	59-107	.551	253	8.7
1980-81	27	172-348	.494	—	—	68-126	.539	412	15.3
Totals	110	425-900	.472	—	—	216-390	.554	1066	9.7

19. CHUCK NAGLE — 1,064

Season	G	FG-FGA	PCT	3P-3PA	PCT	FT-FTA	PCT	PTS	AVG
1966-67	24	188-421	.447	—	—	87-117	.744	463	19.3
1967-68	24	146-312	.468	—	—	48-70	.686	340	14.2
1968-69	24	104-259	.402	—	—	53-63	.841	261	10.9
Totals	72	438-992	.442	—	—	188-250	.752	1064	14.8

20. J.J. WEBER — 1,021


Season	G	FG-FGA	PCT	3P-3PA	PCT	FT-FTA	PCT	PTS	AVG
1983-84	18	7-13	.538	—	—	2-5	.400	16	0.9
1984-85	28	85-173	.491	—	—	37-53	.698	207	7.4
1985-86	28	131-258	.508	—	—	67-89	.753	329	11.8
1986-87	31	182-324	.562	—	—	105-141	.745	469	15.1
Totals	105	405-768	.527	—	—	211-288	.733	1021	9.7

21. WILLIE SIMMS — 1,015

Season	G	FG-FGA	PCT	3P-3PA	PCT	FT-FTA	PCT	PTS	AVG
1987-88	2	1-4	.250	0-0	—	2-5	.400	4	2.0
1988-89	30	84-162	.519	1-2	.500	21-53	.396	190	6.3
1989-90	30	153-284	.539	2-6	.333	92-146	.630	400	13.3
1990-91	29	153-267	.573	1-3	.333	114-179	.637	421	14.5
Totals	91	391-717	.545	4-11	.364	229-383	.598	1015	11.2


22. MICHAEL FINLEY — 1,001

Season	G	FG-FGA	PCT	3P-3PA	PCT	FT-FTA	PCT	PTS	AVG
1990-91	31	130-287	.453	26-72	.361	95-128	.742	381	12.3
1991-92	28	223-478	.467	63-173	.364	111-144	.771	620	22.1
Totals	59	353-765	.461	89-245	.363	206-272	.757	1001	17.0




Willie Simms

ON WISCONSIN!



WHY WISCONSIN?



"For me, it was close to home, which was important, and Coach Jackson had a huge impact on me. The team is on the rise and I wanted to be a part of that. I knew I'd become a much better player in this program. I also wanted a school that would give me a good education, and Wisconsin is tops in that area."
— *Freshman Rashard Griffith, Chicago, Ill.*

"I was looking for a school with a great academic reputation. Madison and the university are so diverse that the opportunities here are endless. I like a pressing, up-tempo style, and Wisconsin fit the bill perfectly. I wanted to be part of the revival of Wisconsin basketball. Plus, the players really made me feel like part of the family."
— *Freshman Darnell Hoskins, Dayton, Ohio*

"I'd recommend Wisconsin because of the great academics and the rise of the basketball team. The style of play is fast-paced and exciting, the individual instruction really improves your skills, and the conditioning allows you to play at a higher level for longer periods."
— *Senior Chris Conger, Green Bay, Wis.*

"Wisconsin is a great academic institution with great professors. In terms of basketball, I wanted the challenge of Big Ten competition and to be part of an up-and-coming program."
— *Sophomore Greg Timmerman, Dickeyville, Wis.*

"I knew Wisconsin would challenge me both athletically and academically. This basketball program — players, coaches and support staff — is committed to establishing a winning tradition. Wisconsin provides a great place to play basketball, go to school and enjoy life in the process."
— *Senior Jason Johnsen, New Hope, Minn.*

"The most important thing I was looking for was a place where I would feel comfortable. My teammates treated me like a friend and family member and not as a recruit. If you want to go someplace where you'll be treated and loved like family, then Wisconsin is the place."
— *Sophomore Otto McDuffie, Milwaukee, Wis.*

"The academics of the university and the atmosphere of Madison are great. With our up-and-coming program, an up-tempo style and a coach with NBA experience, I think it's a great place to be."
— *Senior Jeff Petersen, Mequon, Wis.*

WHY WISCONSIN?

"Wisconsin is one of the premier universities in the country, and a degree from here is recognized around the world. When I stepped onto this campus I knew it was the right place for me. The people here go out of their way to make sure your experience is academically rewarding and that you have some fun along the way. Wisconsin also offered me the chance to play in the greatest conference in the country. Playing in the Field House, with the Bleacher Creatures and a packed house every night, is a dream come true."

— Junior Andy Kilbride, Kankakee, Ill.

"It's a school where I knew I could better myself, athletically and academically. I liked the overall campus atmosphere and the town of Madison and its people."

— Junior Michael Finley, Maywood, Ill.

"I came here because of the people I was going to be surrounded by every day. I was really impressed with the attitude of my teammates. Madison has a nice relaxed atmosphere, it has a good Afro-American Studies program that I am interested in, and the basketball program is on the rise."

— Junior Howard Moore, Chicago, Ill.

"The players here are really good people, the coaches are great and really help you improve your skills, and the education is as good as there is."

— Junior Brian Kelley, Decatur, Ga.

"The program is moving up, and if you like a running and pressing style of play and really believe you have the ability to play here, why miss out on the action?"

— Senior Tracy Webster, Harvey, Ill.



ARTURO PRESOTTO

"I chose Wisconsin so I could play with some of the best players in the country while working toward a degree from a world-class institution. With individual instruction, there's a commitment to making you a better player. The style of play is exciting, the strength and conditioning program is state of the art, and I feel the program is on its way to becoming a perennial basketball power."

— Senior Grant Johnson, Plymouth, Minn.

"I knew it was a place where I could come and get a top-flight education and be part of a team that focuses on nothing but being the best ... The style of play was important, too. I enjoy playing a fast-paced game, shooting threes and playing non-stop pressure defense."


— Freshman Jalil Roberts, Jersey City, N.J.

STYLE OF PLAY


PUSHIN' THE PACE

Last season, in the first year under Stu Jackson, the Badgers' style of play was transformed from a deliberate, methodical game to an exciting, up-tempo style that featured pressure defense and a fast-paced, wide-open offense. Following are a few of the many accomplishments of the 1992-93 new-look Badgers.

- Set school records for three-point field goals (219) and three-point field goal attempts (570) in a season
- Set Big Ten records for three-point field goals (138) and three-point attempts (374) in a season
- Set school and Big Ten records for three-point field goals in a game (15)
- Set school record for three-point field goal attempts in a game (31)
- Set school records for 100-point games in a season (4) and consecutive 100-point games (3)
- Led Big Ten in three-point field goals per game (7.7) and turnover margin (4.2)
- Registered highest scoring average since 1972 (77.0)
- Had best attendance average since 1967 (10,387) and best Big Ten attendance average since 1953 (11,289)
- Had most sellouts since 1950 (5)
- Received first national ranking since 1974 (24th by CNN/*USA Today*)
- Defeated nationally ranked Minnesota (19th), Ohio State (24th) and Michigan State (21st) in succession



DAVE STILUKA




"Jackson has put Wisconsin on the major college basketball map and has given UW fans their first real hope for consistent success in several decades. What he has done with recruiting, style of play and victories in the Big Ten has the college basketball world talking."
— Chuck Salituro,
Milwaukee Journal

CONDYOUNG A M VITRANING


STYLE OF PLAY

"Michael Finley was talking about playing 'Wisconsin ball' and the words had this wonderful positive ring to them ... 'Wisconsin ball' means a commitment to high-pressure defense, the kind of intensity that earns victories and a fighting chance to beat just about anybody."

— Michael Bauman, *Milwaukee Journal*



DAVE STLUKA




"Jackson's run-and-press system has punctured Big Ten foes accustomed to a more drowsy half-court rhythm ... Jackson ingrained an unprecedented confidence and determination in his players."

— Dennis Chaptman, *Milwaukee Journal*

"I think coaches have an obligation to the players of the '90s to provide a system that will allow their skills to flourish. The bottom line is, if you're a player who has aspirations of playing the game at the highest level, at some point during your career you're going to have to learn how to make basketball decisions at a very fast pace. That's what I think is so attractive about the way we play and why our players really enjoy this system."




— Head Coach Stu Jackson



JEFF MILLER

INDIVIDUAL INSTRUCTION

“(Jackson’s) pro-style approach has won the players over as well, who particularly like the three to four hours each week that they spend working one-on-one with assistant coaches to develop their offensive skills.”— J.A. Adande, *Chicago Sun-Times*



“ In my time in the NBA, I learned that the difference between a journeyman player and a player who continually got better was directly proportional to how much attention that player paid to developing his skills. The really great players were always getting better and adding something to their game each year. In the case of Magic Johnson, for instance, he added a hook shot, and he went from not having a good perimeter shot to being a top three-point shooter. Joe Dumars was primarily a penetrator coming out of college, but he developed into one of the better long-range shooters. The great players just continue to add skills to their game, and that’s what our objective is here with our individual instruction program.

It’s a formal program that focuses on individual skill development of each one of our players. It’s the time that allows the player to really chase his goals of reaching his potential as a player.




It’s something we did when I was at Providence College. We started with a team that wasn’t overly talented, and we got to the Final Four in two years. I think a lot of our success was the result of the skills learned in individual instruction.

The difference between Wisconsin and other programs is that most individual instruction is done 15 or 20 minutes before or after practice. We set aside three or four hours of our allotted practice time each week for our players to work only on their offensive skills.

The segments include things like two-ball dribbling and full- and half-court ballhandling and shooting, which includes six different dribble moves and close- and long-range shooting. One segment is technique shooting, which focuses very specifically on your technique and a rapid repetition of shots. Another part deals with shooting within the offense, where we concentrate on those shots you’ll be getting within the structure of our offense.



A lot of the instruction is one-on-one work with the coaches. The segments are done quickly and in a continuous and very intense teaching environment. ”

— Head Coach Stu Jackson



CONDITIONING & WEIGHT TRAINING

“Physical conditioning is a major factor with our style of play. Our goal is to be the best-conditioned team in the country, and we feel we have the best strength and conditioning program in our conference. It is very comprehensive and innovative and takes advantage of state-of-the-art equipment and technologies that monitor progress and actually produce a better athlete.” — *Head Coach Stu Jackson*



The Wisconsin strength and conditioning program is a sophisticated blend of science, technology and one-on-one attention to each athlete. Throughout the year, UW athletes spend more time working on strength and conditioning than any other aspect of their game. During the off-season, athletes work on strength improvement, speed, power, agility and conditioning. The in-season program is devoted to continuation of strength gains and performance-related conditioning.

Each year when freshmen arrive, baseline measures of strength, speed, power, agility, flexibility and endurance are collected. Measures of body composition, weight and frame-size are also recorded. With this information, goals are set for development and maintenance. Programs are established for each basketball player by strength and conditioning coach Robert Hackett, a former track all-American at Wisconsin. The UW also offers a sports nutrition program, coordinated by Dave Ellis. The program assists athletes in meeting their nutritional demands and body composition goals.

CONDITIONING GAINS

Under the direction of strength and conditioning coach Robert Hackett, the Badger basketball team has made significant improvements in its conditioning program and in the weight room since Stu Jackson's arrival. The following team averages document the dramatic gains made in each area.

Category	Spring '92	Fall '92	Fall '93
Vertical Jump	26.28	27.25	27.62
Bench Press	215	233	245
Mile Run	—	6:08	5:19
Shuttle Run	—	49.21	44.90

TRAINING ROOM

The Wisconsin Sports Medicine program features state-of-the-art facilities and the outstanding services of leading sports medicine and health care professionals.

Headquartered in the McClain Center, the department also maintains facilities at Camp Randall Stadium, the UW Field House, the Natatorium, the Nielsen Tennis Stadium and the Dane County Coliseum.

Services

The Sports Medicine program focuses on injury prevention. Staff members utilize Cybex strength-testing devices, provide dietary analyses, measure physiological capacity and outline programs to improve flexibility. Should injury occur, athletes are seen immediately by team physicians from the UW Hospitals and Clinics.

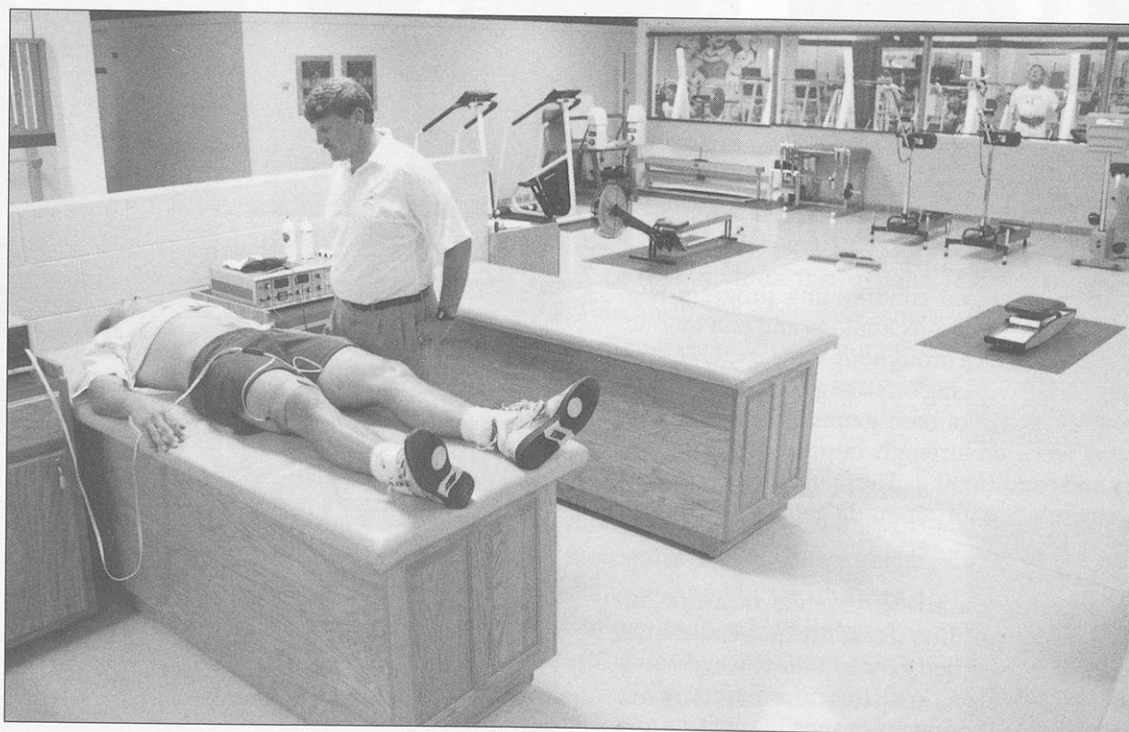
The UW is one of a handful of schools with an on-site X-ray machine, enabling physicians to quickly and thoroughly evaluate injuries and prescribe treatment and rehabilitation. Daily

orthopedic and urgent care clinics plus counseling and nutrition services are available by appointment.

Athletic trainers and physicians work together to design rehabilitation programs for injured athletes. A wide variety of facilities and equipment, including a rehabilitation swimming pool, Cybex equipment, the Impulse Inertial Exercise System, Stairmasters, and Fitron Bicycles, help athletes rehabilitate injuries and minimize the loss of general fitness during recuperative time.

Professional Staff

Dennis Helwig, a 1974 UW graduate, coordinates the Sports Medicine Program. He is assisted by five athletic trainers, one physical therapist, two graduate assistant trainers and 30 student trainers. Team physician coverage is headed by Dr. Jim Keene and Dr. Greg Landry of the UW Hospitals and Clinics. Orthopedists Dr. Ben Graf and Dr. John Orwin round out the medical staff.



DAVE STLUKA



ACADEMIC SUPPORT

The primary objective of the Department of Academic and Student Affairs office is to ensure the academic success of all UW student-athletes. Counseling and advising services, plus a number of academic help programs, are offered to all student-athletes at the University.


The academic and student affairs staff is available to assist the UW basketball team in registration and course selection, monitor progress toward degrees, offer career guidance and serve as valuable resource people.

Staff members work with student-athletes who desire extra academic help. The department utilizes the services of more than 100 tutors to provide one-on-one assistance or group study help.

The department maintains a computer center, arranges for exam proctoring, offers advice on resume preparation and coordinates the grant-in-aid program. Support groups are offered to students who become medically or academically ineligible for competition.






Former Badger center Damon Harrell receives his diploma in last year's graduation ceremony.



Academic consultant Andy Berns advises freshman guard Darnell Hoskins on his class schedule.

FIELD HOUSE EXCITEMENT

"A new tradition is taking root here. Near the end of each game, a giant W is unfurled at center court. It goes nicely with all those other W's that are starting to make the Badgers look like a legitimate first-division team." — *Mike Lucas, Capital Times*



“ The Field House certainly has gained a place in basketball history, and I love the history and the intimacy of the place. It reminds me of Chicago Stadium or the Boston Garden in the NBA. Those are two of the oldest and least fancy buildings in the league, but they're also two of the best atmospheres in all of basketball.

It's really great to coach in an atmosphere like the Field House, where it's so loud and wild. There are times when there's absolute pandemonium and you can't hear yourself or your players. I'm glad I don't have to be a visiting coach here, because it is a very intimidating place. ”

— *Head Coach Stu Jackson*

ATTENDANCE GAINS

Attendance at the UW Field House jumped dramatically in the first year of the Stu Jackson era. The 11,500-seat facility was at capacity five times, the most sellouts since 1950.

The Badgers' overall attendance average of 10,387 was up more than 900 from 1991-92 and the highest average since 1967. The Big Ten average of 11,289 was up more than 700 fans from the year before and was the best mark since 1953.

EXPOSURE & TRAVEL

Playing college basketball in the Big Ten Conference and at the University of Wisconsin is an opportunity for success, excitement and exposure.


Badger basketball is unique with its intense media coverage. Among the many media outlets that routinely cover the Badgers are three local television stations, two local radio stations and the Wisconsin Radio News Network, four major newspapers (two in Madison and two in Milwaukee), two daily student newspapers, plus one specialty publication, *Badger Plus*, which covers Wisconsin athletics exclusively.

Stu Jackson, Badger players and the Wisconsin team were showcased in the national media last year with articles that appeared in *USA Today*, *Sports Illustrated*, *The Sporting News*, the *Chicago Tribune*, the *Chicago Sun-Times*, the *New York Daily News* and several other major metropolitan newspapers.

In terms of television coverage, Big Ten basketball is seen on ESPN, ABC, CBS, NBC and Raycom Sports and Entertainment. The Badgers, who played on CBS and ESPN last season, are scheduled for three ESPN appearances this season. More than 20 other Badger games will be shown locally or regionally on the Raycom Network this season. In addition to being broadcast live, nearly a dozen home games will also be shown on the Wisconsin Public Television network on a delayed basis.

On radio, Badger games are heard on a 34-station state-wide network. Coach Stu Jackson has a weekly media conference that routinely draws more than a dozen reporters, and he also has television and radio shows that are seen and heard in all corners of the state.

Attendance at the UW Field House reached its highest level in more than 20 years last season. The 11,500-seat facility was sold out five times and is likely to be sold out on a season-ticket basis for the 1993-94 season.



ROAD TRIPS

During their time at Wisconsin, Badger players see and experience different parts of the United States and the world through team travel.

In recent seasons, the Badgers' schedule has included games or tournaments in Dallas, Miami, Las Vegas, Portland, Tampa, Tempe, Honolulu and San Juan, Puerto Rico.

Future schedules include trips to Loyola Marymount in Los Angeles, Stanford in Palo Alto, Calif., and the Maui Classic in Hawaii. The team will also travel to Europe or Australia for a week-long playing tour in the summer of 1995.

MADISON

Located in southern Wisconsin, Madison is home to both the University of Wisconsin and the state capital. The city was designed so that the school and state would be linked, signifying the interrelated nature of academics and politics.

One of the Midwest's most vibrant communities, Madison offers an endearing quality of life to both its residents and students.

The centerpiece of the city is the State Capitol. The campus is west of the Capitol and offers easy access to shopping malls, restaurants for every taste and popular night spots.

With a diverse population of nearly 190,000, Madison offers the unique combination of big-city excitement and small-town charm. Madison is an action-oriented community that promotes participation in government, education, sports, arts and recreation.

Madison was listed as the second most livable city in the United States in a 1993 *Money* magazine survey.

Besides the UW Athletic Department, the city offers a large quantity and high quality of outdoor leisure activities. *Outside* magazine ranked Madison as one of the top 15 sports towns in the nation several years ago.



No. 2 in *MONEY* MAGAZINE SURVEY

Madison was listed No. 2 on *Money* magazine's 1993 list of the country's most liveable cities. Following are excerpts from the magazine's seventh annual survey:

"A popular T-shirt sold in Madison describes the state capital and home of the University of Wisconsin as *THE ALTERNATIVE TO REALITY*. That's about right. Madison, which has ranked in our top 10 for the past three years, offers special attractions.

"Madison's awesome beauty and laid-back style appeal to most everyone: Walk along State Street's thriving pedestrian mall and you'll see the elderly (on bicycles) and yuppies and hippies moving among the street vendors, New Age stores, and coffee shops.

"For a relatively small city, Madison offers a number of surprises. For example, you can find Caribbean, Ethiopian, Thai and more than 20 other reasonably priced types of ethnic restaurants."



Madison was voted one of the top 15 sports towns in the United States because of its high quality of outdoor leisure activities (above). The state capitol building (left) is the centerpiece of the city.


CAMPUS LIFE

Situated among gentle rolling hills and wooded areas between Lakes Mendota and Monona is the 900-acre University of Wisconsin campus. Located in the state's capital city, Madison, the UW campus is one of the nation's most picturesque.

Two movies have been filmed on the UW-Madison campus, including the 1986 hit *Back To School*, featuring Rodney Dangerfield.

There are many famous landmarks on campus, including tree-lined Bascom Hill, North Hall (the first building on campus), Van Hise Hall (the tallest building on campus) and Picnic Point (a 129-acre peninsula). A favorite gathering spot for students is the Memorial Union and its lakeside terrace.

Wisconsin students include some of the nation's foremost scholastic achievers. The diversification of the student body and its campus life make the UW a truly special educational experience.



The Memorial Union Terrace (above) is a favorite gathering spot for students, while Bascom Hall (right) houses the administration offices for the campus.



THE UNIVERSITY

The University of Wisconsin-Madison, founded in 1848, throughout its history has been recognized as one of the nation's leading institutions of higher learning, with many departments ranked among the nation's top 10.

Nobel Prize-winning research, a liberal tradition of shared governance and a diverse student body have given UW-Madison a worldwide reputation. Wisconsin has ranked among the top universities in the United States in every scholarly pursuit since 1910.

In what is the most extensive study on graduate level education of its kind, the five-volume *Assessment of Research-Doctorate Programs in the United States* rated Wisconsin tied for eighth (with UCLA and Michigan) for its academic quality.

Political Atmosphere

Because of its roots in Wisconsin legislation, the UW-Madison has always maintained close links with the state. With the passage of a federal act in 1862, it became one of the nation's first land grant colleges, establishing a tradition of research in agriculture and the life sciences.

A number of centers and programs exist on the campus specifically to facilitate the exchange of information between the university and government, business and industry. Mandated by Wisconsin statute, faculty governance has been a hallmark of the university since its founding.

Physical Setting

UW-Madison is considered one of the most beautiful college campuses in the country, lying as it does along the shore of Lake Mendota. There are five lakes in the Madison area, two of which — Mendota and Monona — form an isthmus on which the state capitol sits.

Madison's lakes, rolling hills, architecture, parks and arboretum have enhanced UW-Madison's reputation for scenic beauty. Hollywood filmmakers have selected the campus as its location for films about college life; one film was the 1986 hit *Back to School* with Rodney Dangerfield.

Academic Leader

The UW has been a leader in many areas. Among the breakthroughs at UW: establishing the first academic programs in the U.S. for Scandinavian Studies (1875), Psychology (1888), Agricultural Economics (1909), Genetics (1910) and Wildlife Management (1939); launching the world's first space observatory; conducting the nation's first bone marrow transplant; operating the nation's first radio station (WHA) in 1917; discovering Vitamins A and B; and finding evidence to link cancer with saccharine and cyclamates.

Student Body

From an initial enrollment of 17, the student population has grown to more than 40,000, making it one of the nation's largest universities. Although almost 80 percent of the students come from Wisconsin, Madison's isthmus is truly an international community.

UW-Madison students come from more than 115 countries, and the UW ranks fourth in the nation for total foreign student enrollment. It is one of the nation's most diverse student populations.

Faculty

The UW-Madison faculty routinely wins national citations for teaching excellence, research and service. Much of the university's international reputation comes from the quality of its faculty. In fact, UW faculty and alumni have accounted for 12 Nobel and 17

Pulitzer Prizes. There are 54 UW-Madison faculty members who have won Presidential Young Investigator awards (second to MIT); nine winners of the National Medal of Science; and three Searles Scholars. Forty-four professors at the UW-Madison are enrolled in the National Academy of Sciences, 14 are members of the National Academy of Engineering and three have been named to the National Academy of Education.

One of the nation's leading institutions for higher learning, the UW-Madison includes 11 schools, 133 academic departments, 17,340 employees and a \$1.2 billion budget. Majors are offered in 156 bachelors, 184 masters and 125 doctorate programs.

NOTABLE ALUMNI

Arts

Mason Adams, Emmy Award-winning actor on "Lou Grant"; **Don Ameche**, star of movies and stage; **Joan Cusack**, actress in "Working Girl"; **Thomas Miller**, writer of "Happy Days," "Laverne and Shirley," "Bosom Buddies" and "Perfect Strangers"; **Joyce Carol Oates**, novelist; **Daniel Travanti**, Emmy Award-winning actor on "Hill Street Blues"; **David and Jerry Zucker**, producers of "Airplane," "Naked Gun" and "Ruthless People"

Business

Susan Davis, CEO of Susan Davis Companies; **Norman Dean**, president of Hills Brothers Coffee; **Robert Froehke**, CEO of IDS Mutual Fund Group; **Lee Raymond**, chairman of Exxon

Journalism

Jeff Greenfield, news analyst of ABC Nightline; **Steven Bornstein**, President of ESPN; **Rudy Martzke**, sports columnist of *USA Today*; **Edwin Newmann**, retired dean of NBC News; **Len Shapiro**, sports editor of *Washington Post*

THE UNIVERSITY

UW-Madison Rankings


Five Stars for Academics. The *Fiske Guide to Colleges 1993* gives the UW-Madison its highest academic ranking. In fact, UW-Madison is one of just eight public universities to receive the five-star rating.

Top-10 Rankings. The *Assessment of Research-Doctorate Programs in the United States*, the most comprehensive and recent survey conducted, ranked departments in all areas as some of the best in country. Sociology, German, chemical engineering and geography were ranked No. 1 or 2 in the nation, according to the 1983 study.

Leading Executives. The university produced the third-highest percentage of CEOs at Fortune 500 industrial companies and at 350 Fortune 500 service companies according to a 1987 *Wall Street Journal* survey. A 1992 *Standard & Poor's* survey ranks UW-Madison second for executives with undergraduate degrees.

First in Private Support. With gifts totaling more than \$128 million in 1990-91, UW-Madison is the leading public institution in gaining private support and sixth among all U.S. higher education institutions.

Scientists Cited Third-Most. UW-Madison scientists are the third-most frequently cited scientists in the world, according to a 1983 study by the *Surveys of Science Resource Series*.



DEPARTMENT & COLLEGE RANKINGS

■ The School of Education is ranked No. 1 in the nation, according to a study conducted at the University of Illinois released in 1990.

■ Sociology ranked first in the 1983 *Assessment of Research-Doctorate Programs in the United States*, and German, chemical engineering and geography came in second.

■ *U.S. News & World Report's* annual graduate school rankings, published in 1993, ranked UW-Madison in the top 12 of six science programs. The rankings were: computer science (tied for eighth), biology (tied for ninth), chemistry (10th), nursing (tied for 11th), health services administration (tied for 12th) and engineering (12th).

■ The School of Business real estate program ranks first in the nation this year, according to *U.S. News & World Report*.

■ The School of Business ranks first in the nation in research productivity among public institutions and fifth overall, according to the Spring 1988 issue of *Review of Business and Economic Research*.


■ Scholarly output by the marketing faculty ranks first in the nation according to a 1988 study in *Review of Business and Economic Research*.

■ Faculty at the School of Journalism and Mass Communication were ranked No. 1 in the nation in research productivity in 1988 by *Journalism Quarterly*.

■ The plant pathology department tied for first with the University of Cal-Davis in a 1986 study by the National Research Council of the National Academy of Sciences.

■ The forestry department was named the top research department in the country in 1986, according to the U.S. Department of Agriculture.

DIRECTOR OF ATHLETICS



Pat Richter, who made his mark as a Wisconsin all-America football player in the 1960s, is realizing similar successes as an administrator. The Madison native is in his fourth year as the Director of Athletics.

Richter, the last nine-time letterwinner in school history, is responsible for overseeing one of the nation's most successful athletic programs.

As an Administrator

Named to his position in December of 1989, Richter is in charge of a division that includes 20 sports, nearly 700 student-athletes, more than 160 employees and a large physical plant.

Since Richter joined the department, UW athletics have made giant strides. Among his biggest impact moves, Richter hired former Notre Dame defensive coordinator Barry Alvarez and former New York Knicks coach Stu Jackson to head the football and basketball teams.

He oversaw an improvement in facilities, helped regain program support from every corner of the state and worked diligently to return the department to fiscal solvency. After inheriting a department that was \$2.1 million

in debt, Richter and his staff have eliminated the deficit in three years, during a time that three-quarters of the nation's athletic departments are losing money.

Success on the field of play has been a trademark of Richter's department. Badger hockey and crew teams have won national championships during his tenure and the men's cross country and women's track squads placed second at NCAA meets in the last year.

The 1991-92 season will be remembered as one of the most successful in school history. *USA Today* rated Wisconsin's total program as the nation's sixth best. Only six schools (including Wisconsin) had both their men's and women's programs ranked in the newspaper's top 10. Additionally, the Badgers realized a surplus of \$1.3 million over its budget projections in '91-92.

Wisconsin's football and men's basketball teams are making tremendous strides. Alvarez' gridiron squad has climbed into the national rankings and attracted record-setting crowds to Camp Randall Stadium. Badger basketball, in Jackson's first year, earned its third National Invitation Tournament berth in the last five seasons. The Badgers were nationally ranked for the first time since 1974 and had five sell-outs in the Field House, the most since 1950.

As an Athlete

Richter's love for Badger athletics started as an undergraduate, when he earned three letters each in football, basketball and baseball.

Pat earned all-America (1961-62), academic all-America (1962) and all-Big Ten (1961-62) honors as a football end. He led Wisconsin to the 1963 Rose Bowl and caught a game-record 11 passes in the Badgers' 42-37 loss to USC.

Richter led the Big Ten in receiving twice and is still the third-leading receiver in school history. As a senior,

Richter won Wisconsin's 1963 Big Ten Medal of Honor (given for proficiency in scholarship and athletics) and received the Knute Rockne Award (given to the nation's top lineman).

Richter earned all-conference honors in baseball (1963) and led the Badgers in hits, home runs and runs batted in three times. Pat earned his scholarship for basketball, where the 6-6 center played three seasons.

After earning his B.S. degree from the UW in landscape architecture in 1964, Pat was a first-round draft pick of the NFL's Washington Redskins. He played nine years (1963-71).

Professional Life

Upon retirement from the NFL, he returned to Wisconsin to earn his law degree (1971). After employment with a Madison law firm, he worked his way up to Vice President of Personnel at the Oscar Mayer Corporation.

Richter was honored with an NCAA Silver Anniversary Award for post-college achievements in 1988. He is a member of the Wisconsin State Athletic and Madison Sports Halls of Fame, the NFL Player and Alumni Associations and the American Bar Association. Pat was included in the inaugural class of the Athletic Department Hall of Fame in 1991.

He is a regular contributor to many charitable organizations, including the UW Children's Hospital and the Four Lakes Boy Scouts.

Personal Life

Richter and his wife, Renee, have four children: Scott, Brad, Barry and Tim.

BIG TEN CONFERENCE

"My first year in the Big Ten confirmed my greatest hopes and my worst fears. It's a league of great teams, great players and great coaches. I can't imagine a more exciting league in the country. The enthusiasm that's generated in the communities and across the states is something you just don't find in most parts of the country." — *Head Coach Stu Jackson*



From its beginning almost 100 years ago, the Big Ten Conference continues to be recognized as one of the premier athletic leagues in the nation. In a time when consistent excellence is difficult to maintain, the Big Ten continues to be a showcase for the finest achievements in athletics and academics.

Basketball Success

The Big Ten Conference is arguably the premier basketball conference in America. The league regularly sends five or six teams to the NCAA Tournament. The Big Ten leads the nation with 33 Final Four appearances and is second with 197 NCAA Tournament victories. Big Ten schools boast nine NCAA titles since the tournament began in 1939, including Wisconsin's 1941 crown.

Nation's Attendance Leader

Big Ten men's basketball has enjoyed unprecedented popularity through the

years. Crowd sizes every season justify this assertion. The Big Ten has been the conference leader in attendance every year since 1977 and retained its place last season by averaging 12,696 per game. The 11 league teams attracted an NCAA-record 2,145,677 spectators in 1992-93.

Media Exposure

More evidence of Big Ten basketball's popularity is found in the consistently high television ratings and exposure. Of the 99 conference games, 97 are beamed on television, with no fewer than 163 games available this season either on broadcast or cable TV. In 1992-93, league games showed significant increases in viewership. The 12 Big Ten games televised by CBS showed a 10.9 percent rating increase over the previous year, while ESPN's "Super Tuesday" series had an average rating increase of 17 percent over 1991-92.

With Penn State's addition to the league in 1992, the Big Ten features 11 institutions in eight states and reaches into major metropolitan areas such as Chicago, Detroit, Minneapolis/St. Paul, Cincinnati, Columbus, Milwaukee, Indianapolis, Pittsburgh and Philadelphia.

Conference Leadership

The Big Ten has long been recognized for its excellence in athletics, but more importantly is dedicated to the academic well-being of its participants. The league has long pushed for higher standards for student-athletes.

With its founding principles still serving as the guiding force, the Big Ten will continue to be a national leader.

1992-93 ATTENDANCE

BIG TEN	12,696
Big East	10,914
Big Eight	10,677
Great Midwest	10,653
Southeastern	10,626
Atlantic Coast	10,548

NCAA CHAMPIONSHIPS

Pac-10	13
BIG TEN	9
Atlantic Coast	7
Southeastern	5
Big Eight	4
Metro	4

FINAL FOUR APPEARANCES

BIG TEN	33
Atlantic Coast	28
Pac-10	25
Big Eight	24
Big East	14
Metro	14
Southeastern	14

NCAA TOURNAMENT WINS

Atlantic Coast	202
BIG TEN	197
Big East	161
Big Eight	135
Pac-10	133
Southeastern	116

ACADEMICS & ATHLETICS

Achieving national recognition in both academics and athletics is a difficult challenge for universities and colleges today. The University of Wisconsin is one of the few institutions that has earned praise for its work in the classroom and on the field of play.

With its admittance to the Association of American Universities (AAU), one of the most prestigious organizations of higher education, the UW-Madison has been recognized for its solid reputation in the academic world. Indeed, only 56 schools nationally are in the AAU.

Balancing the academic requirements of an outstanding institution with the demands of collegiate athletic competition is difficult. However, the University of Wisconsin has attacked the challenge and succeeded.

Besides its academic prowess, the University of Wisconsin is one of the top total-sports programs in the nation. Ac-

ording to a survey conducted by *USA Today*, Wisconsin had the 23rd-most successful athletic department in the nation for 1992-93. Programs are ranked by performance in the top 10 NCAA Division I sports. Teams were ranked from 1-20, with 20 points going to the national champion

On the conference level, the Badger men's program placed fifth in the all-sports standings, winning team titles in cross country, golf and soccer (regular season). In figuring a Big Ten all-sports champion, one point was awarded for first place, two for second place, etc. for each sport. Total points are divided by the number of sports offered at each school. The list includes all varsity sports plus basketball and football.

Inclusion on both the AAU and *USA Today* lists clearly demonstrates that academics and athletics do mix at the University of Wisconsin.

American Association of Universities

Institutions are admitted to the AAU only if they are exemplary in graduate and professional education and research

Arizona	Iowa	Princeton
Brandeis	Iowa State	Purdue
Brown	Johns Hopkins	Rice
California	Kansas	Rochester
California-San Diego	Maryland	Rutgers
California Tech	M.I.T.	Southern California
Carnegie-Mellon	Michigan	Stanford
Catholic University	Michigan State	S.U.N.Y.
Case Western Reserve	Minnesota	Syracuse
Chicago	Missouri	Texas
Clark	Nebraska	Tulane
Colorado	New York University	UCLA
Columbia	North Carolina	Vanderbilt
Cornell	Northwestern	Virginia
Duke	Ohio State	Washington (Mo.)
Florida	Oregon	Washington
Harvard	Penn State	Wisconsin
Illinois	Pennsylvania	Yale
Indiana	Pittsburgh	

USA TODAY RANKINGS

Men's Program

1.	Michigan	80.0
2.	Florida	67.0
	Texas	67.0
4.	Arkansas	64.0
5.	UCLA	61.5
6.	North Carolina	57.0
7.	North Carolina St.	56.0
8.	Duke	55.5
9.	Louisiana State	54.5
10.	Tennessee	51.0
11.	Georgia	48.0
12.	Arizona State	47.5
13.	Notre Dame	47.0
	Stanford	47.0
15.	Arizona	44.0
16.	Kansas	42.0
17.	Florida State	41.5
18.	Clemson	40.0
	Ohio State	40.0
20.	Georgia Tech	36.5
21.	Iowa State	35.5
22.	Alabama	35.0
23.	Wisconsin	31.5
	Southern California	31.5
25.	Indiana	31.0





Based upon 1992-93 season.

BIG TEN RANKINGS

Men's Program

1.	Ohio State	3.67
2.	Minnesota	4.05
3.	Indiana	4.77
4.	Michigan	4.82
5.	Wisconsin	4.90
6.	Illinois	5.82
7.	Iowa	5.95
8.	Penn State	6.27
9.	Northwestern	6.56
10.	Michigan State	6.92
11.	Purdue	7.90

Based upon 1992-93 season.





1 9 9 3 - 9 4 S C H E D U L E

NOVEMBER

16	Tue.	SLOVAKIAN NATIONALS (Exh.)	7:35
21	Sun.	MARATHON OIL (Exh.)	3:35
27	Sat.	UW-MILWAUKEE	1:05

DECEMBER

4	Sat.	at Loyola Marymount	9:35
8	Wed.	UW-GREEN BAY	7:05
11	Sat.	at Texas Tech	6:35
13	Mon.	EASTERN MICHIGAN	7:05
23	Thu.	MISSISSIPPI VALLEY STATE	7:05
27	Mon.	STANFORD	7:05
29	Wed.	GRAMBLING	7:05

JANUARY

2	Sun.	MARQUETTE	3:05
6	Thu.	at Penn State	8:35
8	Sat.	OHIO STATE	7:05
12	Wed.	at Minnesota	7:05
15	Sat.	PURDUE	7:05

19	Wed.	at Michigan State	7:05
25	Tue.	ILLINOIS	6:35
29	Sat.	at Michigan	2:05

FEBRUARY

2	Wed.	MICHIGAN STATE	7:05
5	Sat.	at Ohio State	2:05
9	Wed.	PENN STATE	7:05
12	Sat.	MINNESOTA	1:05
16	Wed.	at Purdue	7:05
19	Sat.	NORTHWESTERN	7:05
27	Sun.	at Illinois	3:05

MARCH

2	Wed.	MICHIGAN	7:05
5	Sat.	at Northwestern	12:05
9	Wed.	IOWA	7:05
12/13	Sat./Sun.	at Indiana	TBA

All times are Central.